



Vonage proudly sponsors
this ebook for...

billy corum

Vonage proudly sponsors free books for free minds.



UNLIMITED Local & Long Distance Calling

\$24.99

per month[†]

Switch to Vonage and Save ^{UP TO} \$300 a Year on Your Phone Bill[‡]!

Say No to Higher Phone Bills!

- Our price starts low and stays lowSM. Satisfaction Guaranteed[!]
- No bundles, no hassles, no introductory pricing — just reliable phone service at a reliable price!

Easy to Switch, Easy to Save

- 25 Premium Features at no extra cost
- Free calls to 5 select European countries^v
- International locations for as low as 1 cent per minute^v
- Keep your current phone number[^]
- Vonage works with your existing home phone and high-speed Internet connection
- Award-winning quality and reliability

Special Offer

\$24.99[†]
/month

Try 1 Month FREE!
see below for details



Call: 1.888.728.5004

FREE MONTH OFFER ON \$24.99 UNLIMITED RESIDENTIAL PLAN ONLY. PLAN FEE WAIVED BUT ALL OTHER CHARGES APPLY. NEW SUBSCRIBERS ONLY.

^v Free Calls to Europe Offer (Available Only with Unlimited Residential Plan) Does Not Apply To Certain Call Types, Such As Calls to Cell Phones, and is Limited to Italy, France, Spain, UK and Ireland. Other International Rates May Vary. See <http://vonage.com/intrates> for Details. Vonage 911 service operates differently than traditional 911. See www.vonage.com/911 for details. High-Speed Internet Required. Alarms and other systems may not be compatible. [†] Rates exclude: broadband service, regulatory and activation fees and certain other charges, equipment, taxes, & shipping. International calls billed per minute. Offer valid in the US only. See Terms of Service for details. [‡] \$300 savings claim based on 3/07 survey of competing land line service providers. For complete details visit www.vonage.com/compare1. <30-day money back guarantee is refunded for any paid activation fee, 1st month service charge, initial shipping charges and termination fee. Applicable only to first ordered line per account. Available only in the event of timely cancellation for subscribers who have not exceeded 500 minutes of usage and who obtain a valid return authorization number from 1-VONAGE-HELP, and return of equipment in original condition and packaging within 14 days of cancellation. Refund will not include charges for taxes, international usage, payphone calls to Vonage toll free numbers and directory assistance. Offer revocable. [^] Where available. The number transfer process takes approximately 10 business days from the time you confirm your transfer request. ©2008 Vonage.

R 1000 *Recipe* **COOKBOOK** **EASY TO FOLLOW RECIPES FOR ALL OCCASIONS**



*R***1000**
Recipe
COOKBOOK

1000
Recipe
COOKBOOK

Capella

This edition published in 2008 by Arcturus Publishing Limited
26/27 Bickels Yard, 151–153 Bermondsey Street,
London SE1 3HA

In Canada published for Indigo Books
468 King St W, Suite 500,
Toronto, Ontario M5V 1L8

Copyright © 2008 Arcturus Publishing Limited

All rights reserved.

No part of this publication may be reproduced, stored in a retrieval system, or transmitted, in any form or by any means, electronic, mechanical, photocopying, recording or otherwise, without written permission in accordance with the provisions of the Copyright Act 1956 (as amended). Any person or persons who do any unauthorised act in relation to this publication may be liable to criminal prosecution and civil claims for damages.

ISBN: 978-1-84193-998-8

Printed in the UK

Contents

Introduction	6
Soups	9
Starters and canapés	47
Salads	93
Eggs and cheese	121
Pasta, grains and pulses	133
Savoury pies and tarts	159
Casseroles and stews	181
Meat and game	257
Chicken and other poultry	331
Fish and seafood	405
Vegetables and vegetarian	479
Hot desserts and puddings	553
Cold desserts	601
Fruit desserts	641
Cakes and pastries	659
Biscuits and sweet treats	697
Dips, dressings, sauces and stocks	717
Conversion tables	733
Index	736

Introduction

Whatever type of food you are passionate about, whether you need to plan menus for feeding a large family, three courses for an elegant dinner party or a romantic meal for two, this selection of 1000 fabulous recipes is sure to inspire you for each and every occasion.

Many of the recipes included in the book are considered classics, and they have become so partly because they have proven so popular over the years. Often when we go to a restaurant, we instinctively order those dishes that we know we have enjoyed time and again. But likely as not, going out to a restaurant to treat yourself to these favourites is not something you can either afford or want to do every day. So this book contains dozens of these classic recipes for you to make and enjoy at home.

The 1000 recipes featured here offer you a veritable treasure trove of dishes from which to choose, representing cuisines from all around the world. You will find traditional British, French, Italian, Spanish, Mexican, Caribbean, Moroccan, Indian, Chinese, Thai and Japanese recipes, to name but a few. All the essentials are there: roast beef and Yorkshire pudding from Britain, coq au vin from France, paella and gazpacho from Spain, lasagne and spaghetti bolognese from Italy, chicken chow mein from China and chicken korma from India.

But you will also find hundreds of more unusual recipes. They might be innovative variations on a familiar dish, such as turkey and spinach Lasagna; use ingredients that you have not used before, such as quail's eggs, guinea fowl or okra; or may offer a really surprising combination of ingredients, such as cod with mango.

Virtually every cooking method ever invented is utilized in these 1000 recipes. There are the ones we use every day, such as grilling, frying and baking, but you will find also poaching, braising and stewing. Even those techniques traditionally regarded as a bit trickier, such as those required to make pastries, soufflés and mousses, have been made straightforward and accessible by the simple and easy-to-follow recipe instructions, and the majority of recipes in the book require minimal preparation.

Nowadays more and more of us are concerned about eating a healthy and balanced diet, and for this reason we have included a wide range of specifically lower-calorie recipes throughout all the chapters in the book.

The recipes as a whole have been organized into 17 chapters to help you find exactly what you are looking for. The Soups chapter will impress

you with the range and variety of recipes. There are hearty soups such as minestrone and Scotch broth, which, when served with warm crusty bread, can be a main meal in their own right. There are chilled soups perfect for a summer afternoon, and numerous others using meat, fish and vegetable ingredients that make ideal starters for dinner parties.

The Starters and Canapés chapter offers everything from salads, tarts and breads to fritters and pâtés, offering a range of options for meat eaters, fish lovers and vegetarians alike. The Salads chapter that follows shows that a salad is a lot more than just a bunch of green leaves! Here you will find light, refreshing salads, salads that make ideal accompaniments to main courses, or even salads that are substantial enough to form a complete meal.

The two chapters on Eggs and Cheese and Pasta, Grains and Pulses demonstrate the variety of taste sensations that can be achieved using these apparently simple ingredients. And of course, eggs, cheese, pasta and rice are used in recipes in other chapters as well. Savoury Pies and Tarts are given a chapter all to themselves so that you can feel confident working with pastry, to make pies, flans and quiches. The recipes chosen in these chapters offer you great versatility, as many can be used as either starters or main courses, depending on your needs.

There are no fewer than five chapters devoted to main courses, and the first of these offers you mouth-watering stews and casseroles. Casseroles are enjoying a great resurgence in popularity as we rediscover the virtues of slow cooking and of cooking a complete meal in one pot. They require minimal preparation and you simply cook them in the oven or on the hob. Perfect for family and everyday meals, some are also sophisticated enough to serve at dinner parties or more formal occasions.

More often than not meat is the choice for any main course, whether intended for a weekday dinner or special occasion. When planning a dinner menu, you need to choose the right meat to complement the other courses and the wine, if any, you intend to serve. All the beef recipes are therefore grouped together, as are all the pork recipes, lamb recipes and so on. There are also some tasty recipes to make with venison and other game meat if you are feeling more adventurous.

The Chicken and Other Poultry chapter offers numerous imaginative ways to serve chicken – it is such a versatile meat which can be combined with any number of other ingredients. ‘Poultry’ does not simply mean chicken, however, as all the recipes using turkey, duck, poussin, guinea fowl and goose testify.

There are more types of fish than there are meat and poultry put

together, so the chapter on Fish and Seafood will open your eyes to this great diversity and help you to expand your recipe repertoire. Similarly the Vegetables and Vegetarian chapter will surprise you with the huge range of delicious meals that are nourishing enough to appeal to the taste buds of even the most die-hard meat lover, while delighting all your vegetarian guests.

Dessert is often the course of a meal to which people look forward most. To help you plan your menus, we have dedicated three chapters to this finale: Hot Desserts and Puddings, Cold Desserts and Fruit Desserts. Choose from substantial hot sponge puddings, refreshing ice creams, sorbets, rich and creamy mousses and succulent fruit tarts and jellies. And not to forget all those other times when you want a snack or treat, we've included a chapter dedicated to biscuits and other sweet nibbles.

To supplement all the other recipes in the book, the last chapter offers you recipes for dips which can be served with crudités at parties; basic stocks and sauces, which you will find useful for all sorts of soups, casseroles and main courses; and dressings to accompany the salads.

Whatever the occasion and the taste preferences of your family and guests, you are bound to find recipes here to set your taste buds alight and your mouth watering for many years to come.

Soups

Soups are wonderfully versatile and can be made to appeal to a wide range of tastes and occasions. Vegetables, meat, poultry and seafood – all are used as ingredients for both light and heartier soups, which can be served either as starters or as meals in their own right. This chapter contains chilled soups such as vichyssoise and the Spanish classic gazpacho, traditional soups such as French onion and mulligatawny, and more unusual offerings such as Red Onion and Beetroot, and Curried Carrot and Apple.

Almond soup

serves 4

ingredients

225g/8oz blanched almonds,
minced
3 egg yolks, hard-boiled
1.2 litres/2pt chicken stock
25g/1oz butter, softened
25g/1oz plain flour
125ml/4fl oz single cream
salt and freshly ground
black pepper

- Using a mortar and pestle, reduce the almonds to a paste with the egg yolks and 1 tablespoon of the stock. Set aside.
- Make a beurre manié by working the butter and flour together into a smooth paste using a fork. Bring the remaining stock to a simmer in a heavy saucepan. Add the beurre manié in small knobs, whisking vigorously after each addition until completely dissolved. Whisk in the almond paste until smooth, then cook gently for 30 minutes.
- Strain the soup through a sieve into a clean pan. Add the cream, and season with salt and pepper. Reheat gently and serve.



Jerusalem artichoke soup

serves 4

ingredients

1 onion, sliced
50g/2oz butter
700g/1½lb Jerusalem artichokes,
peeled and sliced
600ml/1pt milk
salt and ground white pepper

- In a heavy saucepan over a low heat, gently sweat the onion in the butter until soft and translucent.
- Add the artichokes to the onion. Cook, covered, for 10 minutes, stirring a few times.
- Add 600ml/1 pint water and the milk. Season with salt and pepper to taste, and simmer slowly – do not boil or the milk may curdle.
- Purée the soup using a blender or food processor. Taste and add more seasoning if needed. Reheat gently and serve.

Chilled avocado soup

serves 4

ingredients

2 ripe avocados
600ml/1pt chicken stock
2 tablespoons lemon juice
2 tablespoons chopped fresh chives
½ teaspoon chilli powder
salt
2 tablespoons sour cream, to serve

- Peel and stone the avocado. Blend or process the flesh into a purée. Add the remaining ingredients, except the sour cream, and blend until smooth. Allow to chill for a few hours before serving.
- To serve, add the sour cream, stir through and serve the soup chilled.

Bacon & split pea soup

serves 4

ingredients

50g/2oz dried split peas
25g/1oz butter
1 garlic clove, finely chopped
1 onion, thinly sliced
175g/6oz long-grain rice
2 tablespoons tomato purée

1.2 litres/2pt vegetable stock
175g/6oz carrots, diced
2 tablespoons chopped fresh flat-leaf parsley
4 tablespoons single cream
100g/4oz streaky bacon rashers
salt and ground black pepper

- Cover the split peas with plenty of cold water, cover loosely and leave to soak for at least 12 hours.
- Melt the butter in a heavy saucepan over a medium heat, add the garlic and onion, and cook for 2–3 minutes until soft but not coloured. Add the rice, drained soaked split peas and tomato purée, and cook for a further 2–3 minutes, stirring constantly to prevent sticking. Add the stock, bring to the boil, then reduce the heat and simmer for 20–25 minutes until the rice and peas are tender. Remove from the heat and allow to cool.
- Blend three-quarters of the soup in a blender or food processor to form a smooth purée. Pour into the remaining soup in the saucepan. Add the carrots and cook for a further 10–12 minutes until the carrots are tender.
- Stir in the parsley and single cream. Keep warm.
- Finely chop the bacon and put in a frying pan over a gentle heat. Sauté until the bacon is crisp. Remove and drain on kitchen paper. Sprinkle over the soup, and season well with salt and pepper. Serve immediately.

Borscht

serves 6

ingredients

900g/2lb large raw beetroot
225g/8oz onion, diced
225g/8oz leeks, sliced
2 celery sticks, chopped
50g/2oz butter
600ml/1pt chicken stock
1 bay leaf
150ml/5fl oz soured cream
salt and freshly ground
black pepper

- Boil the beetroot whole in salted water for 15 minutes. Drain and refresh in cold water. Peel and cut into 2.5cm/1in chunks.
- In a frying pan, gently sweat the onion, leek and celery in the butter until softened. Add the beetroot, stock and bay leaf. Bring to the boil, skim the surface, reduce the heat and simmer for 45 minutes.
- Discard the bay leaf, and purée the soup in a blender or food processor. Return to a clean pan, season and bring back to the simmer. Remove from the heat, stir in the sour cream and serve.



Boston bean soup

serves 4

ingredients

850g/1¾lb canned cooked pinto
beans, drained
2 tomatoes, chopped
1 celery stick, sliced
1 medium onion, chopped
1 bay leaf
450ml/¾pt beef stock
salt and freshly ground
black pepper

- Put the beans, tomatoes, celery, onion, bay leaf and stock in a medium saucepan. Cover the pan, and bring the mixture to the boil over a medium-high heat.
- Reduce the heat and simmer for about 20 minutes until the vegetables are quite soft. Leave the soup to sit, uncovered, for a further 20 minutes. Remove the bay leaf.
- Puree half the soup in a blender or food processor. Mix into the remaining soup. Season to taste with salt and pepper, and serve.

Carrot & coriander soup

serves 6

ingredients

175g/6oz onion, diced
 50g/2oz butter
 500g/1lb 2oz carrots, sliced
 1 garlic clove, finely chopped
 1.2 litres/2pt vegetable stock
 2 teaspoons caster sugar
 150ml/5fl oz whipping cream
 2 tablespoons chopped fresh coriander leaves
 salt and freshly ground black pepper

- In a heavy saucepan, gently sweat the onion in the butter until soft and translucent. Add the carrots to the pan, and cook, stirring from time to time, for a further 5 minutes.
- Add the garlic and stock. Season with salt and pepper and the sugar. Bring to the boil, reduce the heat and simmer for 30 minutes.
- Pour the contents of the pan into a blender or food processor, and blitz to a purée. Pour back into a clean pan, and add the cream and coriander. Taste and adjust the seasoning, then heat the soup through gently, stirring. Serve hot.



Catalan soup

serves 6

ingredients

1 tablespoon vegetable oil
 900g/2lb beef mince
 2 carrots, chopped
 2 onions, chopped
 2 tomatoes, chopped
 25g/1oz plain flour
 1.2 litres/2pt hot vegetable stock

- Heat the oil in a flameproof casserole dish over a medium heat. Sauté the beef until it is just cooked, then remove and keep to one side. Sauté the carrots, onions and tomatoes in the same pan for a few minutes, stirring continuously to prevent sticking.
- Blend in the flour using a wooden spoon, and cook for a few more minutes. Return the cooked mince to the casserole.
- Cover the mixture with the hot stock, and simmer the soup gently for about 45 minutes. Serve hot.

Cauliflower & walnut soup

serves 4

ingredients

1 medium cauliflower, broken into florets
1 onion, roughly chopped
450ml/ $\frac{3}{4}$ pt vegetable stock
450ml/ $\frac{3}{4}$ pt milk
25g/1oz walnut pieces
salt and freshly ground black pepper

- Put the cauliflower, onion and stock in a large heavy saucepan. Bring to the boil, cover and simmer for about 15 minutes until soft.
- Add the milk and walnuts, and stir through. Purée in a blender or food processor until smooth.
- Return the soup to the pan. Season to taste with salt and pepper, then bring to the boil – be careful not to scorch. Serve hot.



Celery & Stilton soup

serves 4

ingredients

4 celery sticks, finely chopped
1 onion, finely chopped
50g/2oz butter
45g/1 $\frac{1}{2}$ oz plain flour
 $\frac{1}{2}$ glass white wine
900ml/1 $\frac{1}{2}$ pt chicken stock
300ml/10fl oz milk
225g/8oz crumbled Stilton cheese
salt and freshly ground black pepper

- In a heavy saucepan over a low heat, gently sweat the celery and onion in butter until soft. Add the flour and remove from the heat.
- Pour in the wine and stock, stirring continuously. Return to the heat and slowly bring to the boil, stirring until the mixture thickens. Simmer for 25 minutes.
- Add the milk, simmer for a further 2 minutes and remove from the heat. Whisk in the Stilton.
- Purée the soup in a blender or food processor, then push through a sieve into a clean pan. Season with salt and pepper.
- Reheat gently and serve.

Chicken soup

serves 4

ingredients

1 roast chicken carcass with
meat left on
225g/8oz chicken wings
1 onion, diced
1 leek, diced
1 parsnip, diced
6 whole black peppercorns

- Preheat the oven to 150°C/300°F/
Gas mark 2. Put in a large heavy
saucepan with the chicken wings.
- Add the onion, leek and parsnip,
and bring to the boil. While the
water is heating, add the whole
peppercorns.
- Once the stock has boiled, transfer
to an ovenproof dish and cook in
the oven for 2 hours. Skim off any
scum from the surface using a
slotted spoon, and strain the stock
you have created. Discard
everything except for the chicken.
- When cool enough to handle, take
out the carcass and shred the
chicken before returning it to the
stock. Serve hot.



Chicken noodle soup

serves 6

ingredients

900ml/1½pt chicken stock
1 bay leaf
4 spring onions, sliced
225g/8oz button mushrooms,
sliced
100g/4oz cooked skinless
chicken breast, thinly sliced
50g/2oz soup pasta such as
orzo or ditalini
150ml/5fl oz dry white wine
1 tablespoon chopped fresh
flat-leaf parsley
salt and ground black pepper

- Put the stock and bay leaf into a
heavy pan, and bring to the boil.
Add the spring onions and
mushrooms to the simmering stock.
- Add the chicken to the soup, and
season with salt and pepper. Heat
through for 2–3 minutes.
- Add the pasta, cover and simmer
for 7–8 minutes.
- Just before serving, add the wine
and parsley, heat the soup through
for 2–3 minutes, then check the
seasoning and adjust if necessary.
Serve hot.

Clam chowder

serves 6

ingredients

8 celery sticks, chopped
700g/1½lb onions, chopped
1.8kg/4lb red potatoes, diced
900g/2lb canned clams
with juice
3 teaspoons dried thyme
1 teaspoon dried oregano
2 teaspoons dried basil
225ml/8fl oz fish bouillon
2 teaspoons ground white pepper
225g/8oz butter
250g/9oz plain flour
3 garlic cloves, finely chopped
1.2 litres/2pt milk

- Put the celery, onions, potatoes, clams, thyme, oregano, basil, bouillon and pepper in a large heavy saucepan. Gently cook for 30–45 minutes until the vegetables and potatoes are soft.
- To make a roux, melt the butter in a small heavy pan, add the flour and garlic, and stir constantly with a wooden spoon for a few minutes until slightly brown.
- Combine the roux with the vegetable mixture and add the milk. Stir well and cook for 10 minutes. Serve hot.



Cock-a-leekie

serves 6

ingredients

450g/1lb prunes, stoned
1.3kg/3lb boiling chicken
2.4 litres/4pt chicken stock
900g/2lb leeks, well rinsed
1 bouquet garni
salt and ground black pepper

- Put the prunes in a bowl, cover with cold water and soak overnight.
- Set the chicken, breast-side down, in a large casserole dish. Pour in the stock and bring to the boil, skimming off any scum from the surface.
- Using string, tie half the leeks in a bundle; thinly slice the remainder. Add the bundle of leeks to the casserole dish with the bouquet garni and a pinch of salt. Reduce the heat, part-cover and simmer for 2 hours.
- Lift out the chicken and keep to one side to cool slightly. Remove and discard the bundle of leeks and bouquet garni. Drain the prunes, add them to the casserole dish and simmer for 20 minutes.
- Shred the meat from the cooled chicken, discarding any skin and bones, and add the meat to the soup. Season to taste with salt and pepper, then add the sliced leeks. Simmer for a further 10 minutes, then serve.

Courgette & spinach soup

serves 4

ingredients

2 tablespoons vegetable oil
 1 onion, chopped
 2 courgettes, chopped
 1 potato, chopped
 100g/4oz spinach, chopped
 3 sprigs of fresh flat-leaf parsley
 1.2 litres/2pt vegetable stock
 150ml/5fl oz double cream
 salt and freshly ground
 black pepper

- Heat the oil in a saucepan, and sweat the onion and courgette until the onion is transparent.
- Add the potato, spinach, parsley and stock. Bring to the boil, reduce the heat and simmer the soup for 20 minutes. Allow to cool before blending or processing to a purée.
- Return the soup to a clean pan, stir in the cream and season with salt and pepper. Reheat gently without boiling and serve.



Hot & sour soup

serves 4–6

ingredients

8 dried shiitake mushrooms
 25g/1oz cornflour
 3 tablespoons dry sherry
 100g/4oz pork loin
 1.2 litres/2pt chicken stock
 50g/2oz bamboo shoots, sliced

1 tablespoon light soy sauce
 2 tablespoons red wine vinegar
 1 egg, lightly beaten
 225g/8oz tofu, diced
 salt and freshly ground
 black pepper

- In a medium bowl, soak the mushrooms in warm water for 20 minutes, then drain, squeeze out any excess moisture and cut into 1cm/½in slices.
- In a small dish, stir the cornflour into the sherry and set aside.
- Put the pork loin in a large heavy pan and completely cover with water. Simmer until tender, then cool and shred.
- Bring the stock to the boil. Stir in the pork, mushrooms and bamboo shoots. Simmer for 10 minutes, then stir in the soy sauce and red wine vinegar. Season with salt and pepper, then stir in the reserved cornflour mixture. Keep stirring until the soup has thickened.
- Remove from the heat and whisk in the egg. Mix in the tofu and heat through. Serve the soup hot.

Fish chowder

serves 10

ingredients

- | | |
|-----------------------------------|--|
| 3 tablespoons olive oil | ½ teaspoon dried marjoram |
| 200g/7oz onion, finely chopped | ½ teaspoon dried oregano |
| 200g/7oz celery, finely chopped | 2.4 litres/4pt fish stock |
| 150g/5oz carrot, finely chopped | 200g/7oz cooked boneless cod fillets, flaked |
| 400g/14oz canned chopped tomatoes | 25ml/1fl oz dark rum |
| 1 teaspoon finely chopped garlic | 25ml/1fl oz Worcestershire sauce |
| 100g/4oz plain flour | 1 tablespoon Tabasco sauce |
| ½ teaspoon ground cinnamon | salt and ground black pepper |

- Heat the olive oil in a heavy saucepan over a medium heat. Sweat the vegetables, tomatoes and garlic for 5 minutes, stirring continuously.
- Add the flour, cinnamon and herbs, and continue to cook for a further 2 minutes. Add the stock and bring to the boil, then crumble the fish into the pan with the rum, Worcestershire sauce and Tabasco. Simmer for 1 hour, stirring occasionally.
- Season with salt and pepper, and serve hot.



French bean soup

serves 4

ingredients

- | | |
|--|---|
| 1 tablespoon olive oil | • Heat the oil in a large saucepan over a medium-high heat. Add the onion, celery and garlic, and sweat for 5 minutes until soft, stirring frequently. |
| 1 onion, chopped | • Add the remaining ingredients except the cheese, and bring the mixture to the boil. Reduce the heat and cover the pan, then simmer for 10–15 minutes. |
| 2 celery sticks, thinly sliced | • To serve, remove and discard the rosemary sprigs. Ladle the soup into warm bowls, and top each serving with a little of the cheese. |
| 3 garlic cloves, minced | |
| 550g/1lb 4oz canned cooked cannellini beans, drained | |
| 400ml/14fl oz vegetable stock | |
| 125ml/4fl oz white wine | |
| 3 sprigs of fresh rosemary | |
| ¼ teaspoon ground white pepper | |
| 100g/4oz mozzarella cheese, grated | |

French onion soup

serves 6

ingredients

900g/2lb onions, thinly sliced
 50g/2oz butter
 900ml/1½pt vegetable stock
 salt and freshly ground
 black pepper

- Fry the onions very gently in the butter in a covered saucepan for 15 minutes until soft and starting to caramelize. Remove the lid, increase the heat and fry, stirring, for about 20 minutes until the onions are a rich golden brown.
- Add the stock and bring to the boil. Reduce the heat, part-cover and simmer for 15 minutes. Season with salt and pepper, and serve.



Gazpacho

serves 6

ingredients

2 large garlic cloves
 1 egg yolk
 1 thick slice bread, crust
 removed
 90ml/3fl oz olive oil
 450g/1lb canned whole peeled
 plum tomatoes
 900g/2lb ripe tomatoes,
 deseeded and chopped
 1 large onion, chopped
 1 cucumber, peeled and
 chopped
 2 red peppers, seeded and
 chopped
 1 tablespoon tomato purée
 sea salt and freshly ground
 black pepper
 2 lemons, cut into wedges,
 to serve

- Put the garlic, egg yolk and bread in a blender or food processor. With the motor running, slowly add the oil in a thin steady stream until the mixture turns to mayonnaise.
- Add the chopped tomatoes, onion, cucumber, peppers and tomato purée in batches, and continue blending until smooth.
- Season with salt and pepper to taste, and chill in the refrigerator until ready to serve.
- Just before serving, check the seasoning and adjust if necessary. Serve cold with lemon wedges for squeezing over.

Chilled cucumber soup

serves 6–8

ingredients

1 onion, diced
50g/2oz butter
550g/1lb 4oz cucumber, diced
1.8 litres/3pt vegetable stock
2 tablespoons chopped fresh parsley
juice of ½ lemon
600ml/1pt single cream
salt and freshly ground black pepper

- In a heavy saucepan, gently sweat the onion in the butter until soft and translucent, but not coloured. Add the cucumber and continue to cook gently for a further 5 minutes.
- Pour in the stock and bring to the boil. Reduce the heat, season with salt and pepper, and simmer for 5 minutes. Add the parsley and lemon juice, and continue to cook for a further 5 minutes.
- Blend or process the soup to a purée. Allow to cool, then transfer to the refrigerator to chill.
- When ready to serve, whisk in the single cream. Serve chilled.



Leek & potato soup

serves 4

ingredients

50g/2oz butter
450g/1lb leeks, trimmed and finely sliced
700g/1½lb potatoes, roughly chopped
900ml/1½pt vegetable stock

4 sprigs of fresh rosemary
450ml/¾pt milk
2 tablespoons chopped fresh flat-leaf parsley
2 tablespoons crème fraîche
salt and ground black pepper

- Melt the butter in a large saucepan, add the leeks and sweat gently for 5 minutes, stirring frequently. Add the potatoes, stock, rosemary and milk. Bring to the boil, then reduce the heat, cover and simmer gently for 20–25 minutes until the vegetables are tender. Remove from the heat.
- Cool for 10 minutes. Discard the rosemary, then pour into a blender or food processor, and purée until smooth. Return to a clean pan, and stir in the parsley and crème fraîche. Season to taste. Reheat gently and serve.

Beef & lentil soup

serves 8

ingredients

300g/11oz dried red lentils, picked and rinsed	2 celery sticks, finely chopped
225g/8oz stewing beef, cubed	1 tablespoon vegetable oil
1 leek, finely chopped	2 onions, finely chopped
3 large carrots, finely chopped	2 tablespoons plain flour
	50ml/2fl oz dry white wine

- Bring 1.8 litres/3pt water to the boil in a large heavy saucepan. Add the lentils, beef, leek, carrots and celery. Return to the boil, then reduce the heat, cover the pan and simmer for 40 minutes.
- Remove the beef, drain on kitchen paper and brown in the oil in a frying pan over a high heat. When the pan is very hot, add the onions and sauté for 15 minutes, stirring frequently. Sprinkle the flour over the onions and stir with a wooden spoon until the flour browns.
- Pour 225ml/8fl oz of the lentil mixture over the onions and stir vigorously. Add the white wine; cook for a further 1 minute. Tip the contents of the frying pan into the lentil mixture. Simmer for 30 minutes before serving.

Lettuce soup

serves 6

ingredients

600ml/1pt chicken stock	300ml/10fl oz milk
1 round lettuce, shredded	1 egg yolk
1 small onion, chopped	2 tablespoons single cream
25g/1oz butter	salt and freshly ground
½ teaspoon freshly grated nutmeg	black pepper

- Bring the stock to the boil, add the lettuce and boil for 5 minutes. In a separate pan, sweat the onion in the butter for 3 minutes until soft.
- Pour in the lettuce and stock, and season with the nutmeg, salt and pepper. Simmer for 5 minutes until the onion is very soft. Purée in a blender or food processor, and return to the saucepan. Stir in the milk.
- Whisk the egg yolk and cream together. Whisk in a little of the soup, then pour back into the remaining soup and heat through, stirring all the while. Do not allow to boil or the egg will curdle. Serve hot.

Lobster bisque

serves 4

ingredients

700g/1½lb lobster
100g/4oz butter
50g/2oz carrots, diced
1 small onion, chopped
½ bay leaf
pinch of thyme
2 sprigs of fresh flat-leaf parsley
3 tablespoons Cognac
75ml/3fl oz dry white wine
125ml/4fl oz fish stock
50g/2oz plain flour
350ml/12fl oz boiling milk
3 tablespoons double cream
salt and freshly ground black pepper

- Crack the lobster claws and cut the body and tail into four or five pieces. Set aside.
- Sauté the carrots and onion in 25g/1 oz of the butter for 5 minutes. Add the bay leaf, thyme, parsley and lobster, and cook for about 5 minutes until the lobster turns red. Add 2 tablespoons of the Cognac and ignite.
- When the flames die down, add the wine and stock, and simmer for 20 minutes.
- Remove the meat from the lobster, reserving the shells and broth.
- Melt the remaining butter in a saucepan. Add the flour and cook, stirring constantly, for 2 minutes to make a roux. Gradually add the boiling milk, whisking or stirring with a wooden spoon until smooth.
- Crush the lobster shells and add to the sauce. Add the reserved broth with the vegetables and simmer, covered, for 1 hour. Strain through a sieve into a clean pan. Bring to the boil and stir in the cream.
- To serve, add the lobster meat and the remaining Cognac. Season with salt and pepper, and serve hot.

Minestrone

serves 4–6

ingredients

100g/4oz carrot, chopped
 100g/4oz celery, chopped
 100g/4oz onion, chopped
 2 garlic cloves, minced
 1 tablespoon chopped fresh basil
 1 tablespoon chopped fresh oregano
 ½ teaspoon ground pepper
 425g/15oz canned cooked red kidney beans, drained
 400g/14oz canned chopped tomatoes
 150g/5oz cabbage, coarsely chopped
 1 courgette, chopped
 75g/3oz soup pasta such as orzo or ditalini

- Pour 900ml/1½pt water into a large heavy saucepan. Add the carrot, celery, onion, garlic, basil, oregano and pepper.
- Bring to the boil, then reduce the heat. Cover the pan, and simmer the mixture for 15 minutes.
- Add the kidney beans to the pan with the tomatoes, cabbage, courgette and pasta. Return to the boil and reduce the heat. Cover the pan and simmer for 5–10 minutes until the pasta is cooked until al dente. Serve hot.



Mushroom soup

serves 4

ingredients

350g/12oz mushrooms, finely chopped
 50g/2oz butter
 3 tablespoons chopped fresh flat-leaf parsley
 2 tablespoons fresh breadcrumbs (without any crust)
 ½ garlic clove
 900ml /1½ pt chicken stock
 pinch of freshly grated nutmeg
 2 tablespoons double cream
 salt and ground black pepper

- Sauté the mushroom with the butter in a heavy saucepan for a few minutes. Add the parsley and cook, stirring, until soft.
- Add the breadcrumbs and garlic, stir and pour in the chicken stock with a pinch of nutmeg. Season with salt and pepper. Bring to the boil and simmer for 15 minutes.
- Purée the soup in a food processor or blender until smooth. Return to a clean pan, stir in the cream and reheat gently. Serve hot.

Mulligatawny

serves 12

ingredients

1 garlic clove, minced
¼ teaspoon ground cumin
6 cloves, finely crushed
1 tablespoon curry powder
¼ teaspoon ground ginger
50g/2oz butter
1 roasting chicken, cut into serving pieces
3 celery sticks, thinly sliced
2 large onions, chopped
2 carrots, diced
1 leek, white part only, thinly sliced
2.4 litres/4pt chicken stock
salt and freshly ground black pepper
200g/7oz long-grain rice
2 dessert apples, peeled, cored and diced
225ml/8fl oz plain yogurt
2 tablespoons lemon juice
150ml/5fl oz whipping cream, gently warmed

- Combine the garlic and spices. Melt the butter in a large heavy frying pan over a medium-high heat. Add the chicken and sauté until lightly browned on all sides. Transfer the chicken to a casserole dish.
- Drain all but 1 tablespoon of the fat from the frying pan. Add the celery, onion, carrot, leek and spice mixture, and blend well until the spices are aromatic. Add a small ladle of stock and cook over a low heat, stirring constantly, until the vegetables are tender. Add to the chicken.
- Stir the remaining stock into the casserole dish, and season with salt and pepper. Cover and simmer for 30 minutes.
- Remove the chicken with a slotted spoon and set aside. Add the rice to the soup and continue cooking for a further 15 minutes.
- When the chicken is cool enough to handle, cut into bite-sized pieces, discarding the skin and bones. Return the chicken to the soup. Peel, core and dice the apples, and blend into the soup with the yogurt. Simmer for 10 minutes.
- Stir in the lemon juice, then blend in the cream. Taste and adjust the seasoning if necessary. Serve hot.

Oxtail soup

serves 2

ingredients

25g/1oz beef dripping
 2 oxtails
 1 large onion, diced
 1 carrot, diced
 2 celery sticks
 2 sprigs of fresh flat-leaf parsley
 1 bay leaf
 2 tablespoons pearl barley
 1 tablespoon plain flour mixed
 with 2 tablespoons water
 salt and freshly ground
 black pepper

- Melt the dripping in a heavy saucepan. Fry the oxtails, onion and carrot until brown, then add 1.2 litres/2pt water.
- Tie the celery, parsley and bay leaf together, and add to the soup.
- Bring to the boil, add the pearl barley and simmer for 4 hours, skimming off any scum that rises to the surface.
- Remove the large bones and celery, parsley and bay leaf, then thicken the soup with the flour paste, stirring all the while.
- Season with salt and pepper, and serve hot.



Oyster soup

serves 4

ingredients

50g/2oz butter
 50g/2oz plain flour
 900ml/1½pt fish stock
 12 large oysters, shucked and
 quartered
 2 tablespoons finely chopped
 fresh flat-leaf parsley
 1 lemon, cut into wedges,
 to serve

- Heat the butter and, using a wooden spoon, stir in the flour and cook for 2 minutes. Stir in the stock slowly, until smooth and thick.
- Put the oysters in the stock and simmer for no more than 3 minutes.
- Sprinkle the soup with the parsley and serve with lemon wedges.

Chilled pea soup

serves 5

ingredients

- 1 large fennel bulb, coarsely chopped
- 275g/10oz frozen peas, thawed
- 75ml/3fl oz double cream
- 1 teaspoon lemon liqueur such as lemon schnapps or limoncello
- 1 teaspoon chopped spring onion
- salt and freshly ground black pepper
- 1 tablespoon chopped fresh mint, to garnish

- Put the fennel and 1.2 litres/2pt water in a large pan over a medium-high heat, and simmer for 10 minutes. Strain the fennel broth and discard the solids.
- Purée the peas, cream, liqueur and spring onions in a blender or food processor. Season with salt and pepper, then add the broth and blend until smooth.
- Strain the soup through a sieve into a metal bowl. Set in a larger bowl, and fill the outer bowl with iced water to reach halfway up side of the inner bowl. Stir until the soup is cold. Serve garnished with mint.



Pea & mint soup

serves 6

ingredients

- 450g/1lb frozen peas
- 900ml/1½pt vegetable stock
- pinch of granulated sugar
- 1 large sprig of fresh mint
- 1 egg yolk
- 50ml/2fl oz single cream
- salt and freshly ground black pepper

- Put the peas in a large pan with the stock, sugar, mint and a little salt and pepper. Bring to the boil, reduce the heat, cover and simmer for 15 minutes.
- Discard the mint, then purée the mixture in a blender or food processor. Return to the heat.
- Blend the egg yolk with half the cream and stir into the soup. Return the soup to a clean pan and reheat, but do not allow to boil.
- Taste and adjust the seasoning if necessary. Serve garnished with the remaining cream.

Potato soup

serves 6

ingredients

8 rashers back bacon
 200g/7oz onion, chopped
 450g/1lb potatoes, cubed
 275g/10oz canned condensed
 chicken soup
 600ml/1pt milk
 1 teaspoon dried dill
 salt and freshly ground
 black pepper

- In a large saucepan, sauté the bacon until crisp. Remove and drain on kitchen paper. Sauté the onions in the bacon fat over a medium heat until soft and golden.
- Add the potatoes and enough water to cover. Cover the pan, and cook for 15–20 minutes until the potatoes are tender.
- Stir together the condensed soup and milk until smooth, and add to potato mixture. Heat but do not allow to boil. Season with salt and pepper to taste, and stir in the dill.
- Crumble the bacon and sprinkle on top to garnish. Serve hot.



Pumpkin soup

serves 4

ingredients

900ml/1½pt milk
 500g/1lb 2oz pumpkin, peeled,
 deseeded and cubed
 1 teaspoon ground nutmeg
 300ml/10fl oz single cream
 salt and freshly ground
 black pepper
 extra virgin olive oil for drizzling

- Put milk and pumpkin in a heavy saucepan. Add the nutmeg, and season with salt and pepper. Bring to the boil. Reduce the heat and simmer until the pumpkin is tender.
- Using a food processor or hand-held blender, purée until smooth.
- Return to a clean pan, and stir in the cream. Check the seasoning and adjust if necessary, then gently reheat the soup.
- Serve hot, garnished with a drizzle of extra virgin olive oil.

Red pepper soup

serves 6

ingredients

4 red peppers
4 tomatoes
50ml/2fl oz vegetable oil
½ teaspoon dried marjoram
½ teaspoon dried mixed herbs
2 garlic cloves, crushed
1 teaspoon mild curry paste
1 red onion, sliced
1 leek, white part only, sliced
1 teaspoon sweet chilli sauce
salt and freshly ground
black pepper

- Cut the peppers into quarters. Remove the seeds and membrane. Grill until the skin blackens and blisters. Place on a cutting board, cover with a tea towel and allow to cool before removing and discarding the skin.
- Mark a small cross on the top of each tomato. Put in a bowl and cover with boiling water for about 2 minutes. Drain and cool. Skin, halve and remove the seeds.
- Heat the oil in a large heavy pan over a low heat, and add the marjoram, mixed herbs, garlic and curry paste. Stir for 1 minute until aromatic, then add the onion and leek. Cook for a further 3 minutes. Add the cabbage, tomatoes, peppers and 1.2 litres/2pt water. Bring to the boil, reduce the heat and simmer for 20 minutes.
- Allow the soup to cool slightly, then purée in a blender or food processor for 30 seconds or until smooth. Return to the pan and reheat gently. Stir in the chilli sauce, and season with salt and pepper. Serve hot.

Scotch broth

serves 6–8

ingredients

900g/2lb neck of lamb, cubed	1 turnip, chopped
1 large onion, chopped	3 leeks, chopped
50g/2oz pearl barley	½ small white cabbage, shredded
1 bouquet garni	salt and freshly ground
1 large carrot, chopped	black pepper

- Put the lamb and 1.8 litres/3pt water in a large heavy saucepan, and bring to the boil. Skim off any scum from the surface, then stir in the onion, pearl barley and bouquet garni. Bring the soup back to the boil, part-cover the pan and simmer gently for 1 hour.
- Add the remaining vegetables, and season with salt and pepper. Bring to the boil again, part-cover and simmer for 35 minutes.
- Use kitchen paper to skim surplus fat from the top of the soup. Discard the bouquet garni and serve hot.

Tomato soup

serves 6

ingredients

25g/1oz butter	½ teaspoon chopped fresh thyme
1 large onion, sliced	½ teaspoon grated lemon zest
1 garlic clove, crushed	1 teaspoon soft brown sugar
2 rashers rindless streaky bacon, chopped	900ml/1½pt vegetable stock
700g/1½lb tomatoes, peeled and chopped	1 tablespoon double cream
1 tablespoon chopped fresh flat-leaf parsley	salt and freshly ground black pepper
	1 tablespoon chopped fresh chives, to serve

- Heat the butter in a heavy pan. Sweat the onion for a few minutes until soft. Add the garlic and bacon. Fry for 2 minutes without browning the bacon. Add the tomatoes and fry for a further 2 minutes. Add the other ingredients except the cream and chives. Cook, covered, for 25 minutes.
- Blend or process the soup into a purée, and adjust the seasoning if necessary. Add a dollop of cream and the chives to each bowl to serve.

Vegetable minestrone

serves 6

ingredients

pinch of saffron strands
 1 onion, chopped
 1 leek, sliced
 1 celery stick, sliced
 2 carrots, diced
 3 garlic cloves, crushed
 600ml/1pt chicken stock
 850g/1½lb canned chopped
 tomatoes
 50g/2oz frozen peas
 50g/2oz soup pasta
 1 teaspoon caster sugar
 salt and freshly ground
 black pepper

- Soak the saffron strands in 1 tablespoon boiling water. Leave to stand for 10 minutes.
- Put the onion, leek, celery, carrots and garlic in a large pan. Add the stock, bring to the boil, cover and simmer for about 10 minutes.
- Add the tomatoes, the saffron and its soaking liquid and the peas. Bring back to the boil and add the pasta. Simmer for 10 minutes until the pasta is al dente.
- Sprinkle in the sugar, and season with salt and pepper. Stir through and serve hot.



Vegetable soup

serves 4

ingredients

1 onion, diced
 3 garlic cloves, finely chopped
 1 tablespoon olive oil
 175g/6oz carrots, chopped
 175g/6oz celery, chopped
 1 small courgette, chopped
 1 small yellow squash, chopped,
 200g/7oz fresh broccoli, broken
 into florets
 200g/7oz fresh cauliflower,
 chopped
 100g/4oz mushrooms, sliced
 400g/14oz canned chopped
 tomatoes
 200ml/7fl oz tomato sauce
 1 teaspoon dried basil
 1 teaspoon dried oregano
 3 chicken stock cubes, crumbled

- Lightly sauté the garlic and onions in the oil. Add the carrots and celery, and sweat for 3–5 minutes.
- Add the courgette and squash. Cook for a further 3–5 minutes, then add the remaining ingredients and 1.8 litres/3pt water. Bring to the boil and simmer for 15 minutes. Serve hot.

Vichyssoise

serves 6

ingredients

50g/2oz butter	pinch of ground nutmeg
3 large leeks, trimmed and thinly sliced	¼ teaspoon ground coriander
1 onion, thinly sliced	1 bay leaf
500g/1lb 2oz potatoes, chopped	1 egg yolk
900ml/1½pt vegetable stock	150ml/5fl oz single cream
2 teaspoons lemon juice	salt and freshly ground black pepper

- Melt the butter in a saucepan, and sweat the leeks and onion, stirring occasionally, for about 5 minutes. Add the potatoes, stock, lemon juice, nutmeg, coriander and bay leaf. Season with salt and pepper. Bring to the boil, cover and simmer for 30 minutes until the vegetables are soft.
- Cool the soup a little, remove the bay leaf and purée the soup in a blender or food processor until smooth. Pour into a clean pan.
- Blend the egg yolk into the cream, add a little of the soup to the mixture, then whisk it all back into the soup and reheat gently. Cool and chill before serving.



Watercress soup

serves 6

ingredients

1 onion, chopped
15g/½oz butter
350g/12oz watercress, roughly chopped
1 tablespoon plain flour
1.2 litres/2pt vegetable stock
¼ teaspoon grated nutmeg
50ml/2fl oz single cream
2 eggs, hard-boiled and finely chopped
salt and freshly ground black pepper

- Sweat the onion in the butter for 2 minutes, add the watercress and cook, stirring with a wooden spoon, for a further 2 minutes. Stir in the flour. Remove from the heat and gradually blend in the stock.
- Return to the heat, and bring to the boil, stirring. Season with salt, pepper and nutmeg. Reduce the heat and simmer for 20 minutes.
- Blend or process to a purée, and return to a clean pan. Stir in the cream and reheat gently. Sprinkle the chopped eggs on top and serve.

Consommé

serves 6

ingredients

1.25 litres/2¼pt beef stock
225g/8oz extra lean beef mince
2 tomatoes, chopped
2 large carrots, chopped
1 large onion, chopped
2 celery sticks, chopped
1 turnip, chopped
1 bouquet garni
2 egg whites
shells of 2 eggs, crushed
1 tablespoon sherry
salt and freshly ground
black pepper

- Put the stock and beef mince in a heavy saucepan. Add the tomatoes, carrots, onion, celery, turnip, bouquet garni, egg whites, egg shells and plenty of seasoning.
- Bring almost to the boiling point, whisking all the time with a flat whisk.
- Cover and simmer for 1 hour, taking care not to allow the layer of froth on top of the soup to break.
- Carefully pour the soup through a scalded fine cloth such as muslin, keeping the froth back. Repeat if necessary until the liquid is clear. Add the sherry and reheat. Serve hot.

Potato & pork soup

serves 4

ingredients

- 1 litre/1¾pt chicken stock
- 2 large potatoes, diced
- 2 tablespoons rice wine vinegar
- 25g/1oz cornflour
- 100g/4oz pork fillet, sliced
- 1 tablespoon light soy sauce
- 1 teaspoon sesame oil
- 1 carrot, cut into matchsticks
- 1 teaspoon chopped fresh root ginger
- 3 spring onions, thinly sliced
- 1 red pepper, deseeded and sliced
- 225g/8oz canned bamboo shoots, drained

- Put the chicken stock, potatoes and 1 tablespoon of the vinegar in a heavy saucepan and bring to the boil. Reduce the heat until the stock is just simmering.
- Mix the cornflour with 4 tablespoons water to make a paste, then stir into the hot stock.
- Bring the stock back to the boil, stirring until thickened, then reduce the heat until it is just simmering again.
- Put the pork in a glass or ceramic dish, and season with the remaining vinegar, the soy sauce and the sesame oil.
- Add the pork, carrot and ginger to the stock and cook for 10 minutes. Stir in the spring onions, pepper and bamboo shoots. Cook for a further 5 minutes. Pour into warm serving bowls and serve immediately.

Onion avgolemono soup

serves 6

ingredients

4 large onions, thinly sliced
50g/2oz low-fat spread or butter
450ml/¾pt vegetable stock
450ml/¾pt skimmed milk
2 egg yolks
½ teaspoon freshly squeezed
lemon juice
2 thick slices wholemeal bread,
cubed
salt and freshly ground black pepper

- Preheat the oven to 200°C/400°F/Gas mark 6.
- Melt the low-fat spread or butter in a heavy saucepan, add the onions and cook gently, covered, for 10 minutes, stirring from time to time, until soft. Add the stock, and season with a little salt and pepper. Bring to the boil, reduce the heat and simmer gently for 30 minutes.
- Stir in the milk and heat through.
- Whisk the egg yolks with the lemon juice. Add 2 ladlefuls of the hot soup and whisk well. Stir the egg and lemon mixture into the soup, and heat through gently, still stirring, until slightly thickened. Do not allow the soup to boil or the egg will curdle.
- To make the croûtons, spread out the bread cubes on a baking tray, and bake in the oven for 10 minutes until a deep golden brown.
- Ladle the soup into warm individual bowls, and sprinkle with the croûtons just before serving.

Chinese cabbage soup

serves 4

ingredients

- 450g/1lb pak choi
- 600ml/1pt vegetable stock
- 1 tablespoon rice wine vinegar
- 1 tablespoon light soy sauce
- 1 tablespoon caster sugar
- 1 tablespoon dry sherry
- 1 fresh red chilli, seeded and thinly sliced
- 1 tablespoon cornflour

- Wash the pak choi thoroughly under cold running water, rinse and drain. Pat dry with kitchen paper. Trim the stems from the pak choi, and shred the leaves.
- Heat the stock in a large heavy saucepan. Add the pak choi and cook for 10–15 minutes.
- Mix together the vinegar, soy sauce, sugar and sherry in a small bowl. Add this mixture to the stock, together with the chilli. Bring to the boil, reduce the heat and cook for 2–3 minutes.
- Blend the cornflour with 2 tablespoons water to form a paste, and gradually stir into the soup. Cook, stirring constantly, until it thickens. Cook for a further 4–5 minutes, then ladle the soup into warm individual serving bowls and serve immediately.

Red onion & beetroot soup

serves 6

ingredients

2 teaspoons olive oil
350g/12oz red onions, sliced
2 garlic cloves, crushed
275g/10oz cooked beetroot, cut
into matchsticks
1.2 litres/2pt vegetable stock
50g/2oz soup pasta, cooked
until al dente
2 tablespoons raspberry vinegar
salt and freshly ground
black pepper

- Heat the oil in a casserole dish over a low heat, and add the onion and garlic. Sweat gently for 20 minutes or until soft and tender.
- Add the beetroot, stock, pasta and vinegar, and heat through. Season with salt and pepper to taste, and serve hot.



Smooth cheese soup

serves 4

ingredients

1 large potato, diced
1 large carrot, diced
1 small onion, diced
1 celery stick, diced
600ml/1pt vegetable stock
½ teaspoon dried mixed herbs
100g/4oz low-fat Cheddar
cheese, grated
150ml/5fl oz skimmed milk

- Put the vegetables in a saucepan with the stock and herbs. Bring to the boil, reduce the heat, part-cover and simmer gently for 15 minutes until the vegetables are soft.
- Purée in a blender or food processor, and return to the pan. Add the cheese and milk, and heat gently until the cheese melts. Ladle into bowls and serve hot.

Mushroom & corn soup

serves 4

ingredients

25g/1oz low-fat spread
 25g/1oz plain flour
 100g/4oz button mushrooms,
 sliced
 1 onion, finely chopped
 300ml/10fl oz vegetable stock
 300ml/10fl oz skimmed milk
 350g/12oz canned sweetcorn
 kernels, drained
 salt and freshly ground
 black pepper
 4 teaspoons low-fat single
 cream, to garnish

- Heat the low-fat spread in a heavy saucepan. Add the mushrooms and onion. Cook, stirring constantly with a wooden spoon, for 3 minutes. Add the flour and cook, stirring, for 1 minute.
- Remove from the heat. Gradually blend in the stock, then the milk and sweetcorn. Return to the heat, bring to the boil, reduce the heat and simmer the soup gently for 10 minutes, stirring occasionally. Season with salt and pepper.
- Ladle into warm bowls and garnish each serving with a swirl of cream.



Tomato & carrot soup

serves 4

ingredients

400g/14oz canned chopped
 tomatoes
 2 large carrots, grated
 1 small onion, finely chopped
 300ml/10fl oz vegetable stock
 (made with 1 stock cube)
 1 teaspoon dried oregano
 pinch of grated nutmeg
 pinch of salt
 1 bay leaf
 1 tablespoon chopped fresh
 flat-leaf parsley

- Put all the ingredients except the parsley in a heavy saucepan and bring to the boil, stirring. Reduce the heat, part-cover and simmer for 30 minutes.
- Discard the bay leaf, ladle the soup into bowls and serve hot, garnished with the parsley.

Curried carrot & apple soup

serves 4

ingredients

2 teaspoons sunflower oil	1 large onion, chopped
1 tablespoon mild korma curry powder	1 cooking apple, chopped
500g/1lb 2oz carrots, chopped	900ml/1½pt chicken stock
	salt and ground black pepper

- Heat the oil in a saucepan over a low heat, and gently fry the curry powder for 2–3 minutes until fragrant.
- Add the carrots, onion and apple, stir well, then cover the pan. Cook over a very low heat for about 15 minutes, shaking the pan from time to time, until the vegetables are softened.
- Spoon the vegetable mixture into a blender or food processor, then add half the stock and blend until smooth.
- Return the mixture to the pan, and pour in the remaining stock. Bring the soup to the boil, and season with salt and pepper. Serve hot.



Green soup

serves 4

ingredients

1 tablespoon olive oil	1 small cucumber, cut into chunks
1 onion, chopped	75g/3oz watercress
1 garlic clove, chopped	100g/4oz green beans, trimmed and halved
200g/7oz potato, cut into 2.5cm/1in cubes	salt and freshly ground black pepper
700ml/1¼pt vegetable stock	

- Heat the oil in a large saucepan. Sweat the onion and garlic for 3–4 minutes until softened. Add the potato and cook for a further 2–3 minutes.
- Stir in the stock, bring to the boil and leave to simmer for 5 minutes.
- Add the cucumber to the saucepan, and cook for a further 3 minutes or until the potatoes are tender.
- Add the watercress and allow to wilt, then transfer the mixture to a blender or food processor and purée until smooth.
- Bring a small saucepan of water to the boil. Cook the beans for 3–4 minutes until tender. Add the beans to the soup, season and warm through.

Oriental noodle soup

serves 6

ingredients

1.8 litres/3pt beef stock
 1 teaspoon finely chopped
 lemon grass
 2 teaspoons light soy sauce
 175g/6oz vermicelli, broken
 into small pieces

- Bring the stock to the boil with the lemon grass and soy sauce.
- Add the vermicelli and simmer for 6 minutes or until the noodles are just tender. Serve hot.



Greek lemon soup

serves 4

ingredients

1 tablespoon cornflour
 1 litre/1¾pt chicken stock
 50g/2oz long-grain rice
 4 tablespoons freshly squeezed
 lemon juice
 3 eggs

- Stir the cornflour into 225ml/8fl oz chicken stock until it has dissolved. Pour into a saucepan over a medium heat, and add the remaining stock.
- Bring to the boil. Add the rice, reduce the heat and simmer for about 20 minutes until tender. Remove from the heat.
- Beat the lemon juice and eggs together. Whisk half the stock, a little at a time, into the egg mixture. Pour the egg mixture into pan with the remaining stock, mixing well.
- Return to a low heat and cook, stirring constantly, until the soup is just thickened. Serve immediately.

Rich kidney soup

serves 4

ingredients

25g/1oz low-fat spread
225g/8oz lamb's kidneys, finely
chopped
1 small onion, finely chopped
25g/1oz plain flour
750ml/1¼pt lamb stock
1 small bay leaf
2 tablespoons port
salt and freshly ground black pepper

- Melt the low-fat spread in a heavy saucepan over a gentle heat, and add the kidneys and onion. Gently sauté for 1 minute, stirring, so that the kidneys do not toughen. Add the flour and cook for 1 minute.
- Remove from the heat and blend in the stock. Add the bay leaf, and season with salt and pepper.
- Return the pan to the heat and bring the soup to the boil, stirring, until thickened. Reduce the heat, part-cover and simmer gently for 30 minutes.
- Remove and discard the bay leaf. Purée the soup in a blender or food processor, and return to the clean pan. Stir in the port, heat through gently and serve.

Prawn wonton soup

serves 4

ingredients

For the wontons

175g/6oz cooked prawns, peeled
and deveined
1 garlic clove, crushed
1 spring onion, finely chopped
1 tablespoon light soy sauce
1 tablespoon Thai fish sauce
1 tablespoon chopped fresh
coriander leaves
1 small egg, separated
12 wonton wrappers

For the soup

1 litre/1¾pt beef stock
1 tablespoon Thai fish sauce
1 tablespoon light soy sauce
1 tablespoon Chinese rice wine
2 small fresh red chillies, seeded
and sliced
2 spring onions, sliced

- To make the wonton filling, finely chop the prawns. Transfer to a glass or ceramic bowl, and stir in the garlic, spring onion, soy sauce, fish sauce, coriander and egg yolk.
- Lay the wonton wrappers on a work surface in a single layer, and put about 1 tablespoon of the filling mixture in the centre of each. Brush the edges with egg white and fold each one into a triangle, pressing lightly to seal. Bring the two bottom corners of the triangle around to meet in the centre, securing with a little egg white to hold in place. Cover with a damp tea towel or cloth until needed.
- To make the soup, put the stock, fish sauce, soy sauce and rice wine in a large heavy saucepan, and bring to the boil over a medium heat. Add the chillies and spring onions. Drop the wontons into the pan and simmer for 4–5 minutes, until thoroughly heated. Serve immediately.

Cream of artichoke soup

serves 6

ingredients

750g/1lb 11oz Jerusalem
artichokes, peeled and sliced
1 lemon, thickly sliced
50g/2oz butter
2 onions, chopped
1 garlic clove, crushed
1.5 litres/2¼pt vegetable stock
2 bay leaves
¼ teaspoon ground nutmeg
1 tablespoon freshly squeezed
lemon juice
150ml/5fl oz single cream
salt and freshly ground
black pepper

- Put the artichokes in a bowl with the lemon slices, and cover with water.
- Melt the butter in a large saucepan over a low heat. Add the onions and garlic, and sweat gently for 3–4 minutes until soft.
- Drain the artichokes, discarding the lemon, and add to the pan. Mix well and sweat gently for 2–3 minutes without allowing to colour.
- Add the stock, bay leaves, nutmeg and lemon juice. Season with salt and pepper. Bring slowly to the boil, then cover and simmer gently for about 30 minutes.
- Discard the bay leaves. Cool the soup slightly, then purée in a blender or food processor until smooth.
- Pour the soup into a clean pan and bring to the boil. Reduce the heat, stir in the cream and cook gently, without boiling, for 2 minutes. Serve immediately.

Sweetcorn chowder

serves 4

ingredients

25g/1oz low-fat spread
 25g/1oz plain flour
 1 bunch of spring onions, finely chopped
 1 large potato, diced
 300ml/10fl oz vegetable stock
 300ml/10fl oz skimmed milk
 200g/7oz canned sweetcorn kernels, drained
 salt and freshly ground black pepper
 50g/2oz low-fat Cheddar cheese, grated

- Melt the low-fat spread in a heavy saucepan, and add the spring onions and potato.
- Gently sweat for 5 minutes, then add the flour and cook for a further 1 minute, stirring.
- Remove from the heat and gradually blend in the stock, then add the milk and sweetcorn.
- Return to the heat, and bring to the boil, stirring. Reduce the heat and simmer very gently for 15 minutes. Season with salt and pepper.
- Stir in the cheese and ladle into individual bowls to serve.



Chinese egg flower soup

serves 4

ingredients

900ml/1½pt chicken stock
 1 tablespoon light soy sauce
 2 tablespoons dry sherry
 pinch of ground ginger
 25g/1oz frozen peas
 ½ red pepper, seeded and diced
 1 egg, beaten

- Put all the ingredients except the egg in a heavy saucepan, and bring to the boil.
- Simmer for 5 minutes until the peas are tender. Remove from the heat, and pour the egg in a thin stream through the prongs of a fork so that it 'flowers'.
- Let the soup stand for 20 seconds to allow the egg to set, then serve immediately.

Spicy oatmeal soup

serves 8

ingredients

15g/1/2oz margarine
1 tablespoon groundnut oil
2 large leeks, thinly sliced
4 carrots, sliced
2 potatoes, diced
2 celery sticks, sliced
1.2 litres/2pt chicken stock
1 tablespoon dried chives
1 tablespoon dried shallots
½ tablespoon dried tarragon
½ tablespoon dried basil
1 teaspoon salt
100g/4oz oatmeal
225ml/8fl oz white wine

- Heat the margarine and groundnut oil in a large saucepan over a medium-high heat. Add the leeks and sweat for 2–3 minutes.
- Add the carrots, potatoes, celery and chicken stock. Bring to the boil.
- Sprinkle in the chives, shallots, tarragon, basil and salt. Boil gently for 20 minutes. Add the oatmeal and cook for a further 5 minutes. Add the wine, cook for 15 minutes more and serve hot.

Cabbage soup

serves 6

ingredients

1 cabbage head, shredded	2 tablespoons low-fat yogurt
2 large onions, thinly sliced	1 bay leaf
2 carrots, thinly sliced	½ teaspoon dried dill
1 large potato, diced	½ teaspoon dried rosemary
700ml/1¼pt skimmed milk	

- Put the cabbage, onions, carrots and potato in a heavy saucepan with a little water. Cover and cook slowly until tender.
- Add the milk, yogurt, bay leaf, dill and rosemary. Continue to cook for a further 15 minutes. Serve hot.



Cullen skink

serves 4

ingredients

225g/8oz smoked haddock fillet	150ml/5fl oz double cream
25g/1oz butter	2 tablespoons chopped fresh flat-leaf parsley
1 onion, finely chopped	salt and freshly ground black pepper
600ml/1pt milk	
350g/12oz potatoes, diced	
350g/12oz cod, boned, skinned and cubed	

- Put the haddock fillet in a large frying pan and cover with boiling water. Let stand for 10 minutes, then drain, reserving 300ml/10fl oz of the soaking water. Flake the fish, taking care to remove all the bones.
- Melt the butter in a large saucepan over a low heat. Add the onion and sweat gently for 10 minutes until softened. Add the milk and bring to a gentle simmer before adding the potatoes. Cook for 10 minutes.
- Add the reserved haddock flakes and the cod. Simmer for a further 10 minutes until the cod is tender.
- Remove about one-third of the fish and potatoes, put in a blender or food processor and purée until smooth. Return to the soup with the cream, parsley and salt and pepper to taste. Add a little of the reserved soaking water if the soup seems too thick. Reheat gently and serve hot.

Crab & ginger soup

serves 4

ingredients

- 1 carrot, chopped
- 1 leek, chopped
- 1 bay leaf
- 900ml/1½pt fish stock
- 2 medium cooked crabs
- 2.5cm/1 in piece of fresh root ginger, peeled and grated
- 1 teaspoon light soy sauce
- ½ teaspoon ground star anise
- salt and freshly ground black pepper

- Put the carrot and leek in a large heavy saucepan with the bay leaf and the fish stock. Bring to the boil, reduce the heat, cover and leave to simmer for 10 minutes or until the vegetables are nearly tender.
- Remove all of the meat from the crabs. Break off and reserve the claws; break the joints and remove the meat using a fork.
- Add the crabmeat to the pan together with the ginger, soy sauce and star anise, and bring to the boil. Leave to simmer for about 10 minutes until the vegetables are tender and the crab is heated through.
- Season the soup with salt and pepper, then ladle into warm individual serving bowls and garnish with the crab claws. Serve immediately.

Starters & Canapés

At the beginning of a meal, appetites tend to be at their height, so it is important to choose your starter carefully. This chapter contains a huge variety of recipes to fit in with any dinner menu, and includes hot and cold dishes chosen from cuisines from all around the world. There is also plenty to choose from when it comes to canapés for evening drinks or finger food for more informal get-togethers. Whatever the occasion, you will find recipes here to whet the appetite of even the most discerning dinner and party guests.

Baked mushrooms

serves 4

ingredients

8 large flat mushrooms, wiped with damp kitchen paper
2 tablespoons olive oil
250g/9oz Taleggio or Brie cheese, thickly sliced
1 bunch of fresh lemon thyme, leaves only
salt and freshly ground black pepper

- Preheat the oven to 200°C/400°F/Gas mark 6.
- Trim the stalks from the mushrooms. Put the mushrooms, rounded cap side down, in a medium roasting dish. Season with salt and pepper.
- Pour the olive oil over the mushrooms. Place the cheese slices on top, and finally sprinkle with the lemon thyme. Bake in the oven for 20–25 minutes until the cheese has melted. Serve hot.



Grilled asparagus & leeks

serves 4

ingredients

12 small leeks, trimmed, with ends removed
12 fresh asparagus spears
olive oil for brushing
50g/2oz pecorino or Parmesan cheese, freshly grated
2 tablespoons freshly squeezed lemon juice

- Preheat the grill to high.
- Arrange the leeks and asparagus in a single layer in a shallow baking dish.
- Brush the vegetables with the olive oil, and place under the grill. Cook for 5–8 minutes, turning occasionally and brushing with more oil as needed.
- When almost done, sprinkle with two-thirds of the grated cheese and all of the lemon juice. Grill for a further minute.
- Finally, sprinkle the remaining cheese on top, and serve hot in the baking dish.

Beetroot & yogurt salad

serves 4

ingredients

350g/12oz cooked beetroot,
chopped into bite-sized cubes
2 large gherkins, chopped into
large chunks
4 tablespoons Greek-style yogurt
2 tablespoons white wine
vinegar
salt and freshly ground
black pepper
1 tablespoon finely chopped
fresh dill, to garnish

- Put the beetroot and gherkins in a large serving bowl.
- In a separate bowl, mix together the yogurt and vinegar, and season with salt and pepper.
- Pour this mixture over the beetroot and gherkins, and stir. Sprinkle with fresh dill and serve.



Leek koftadas

serves 4–6

ingredients

700g/1½lb leeks, trimmed and
thinly sliced
175g/6oz feta cheese, crumbled
3 eggs, beaten
50g/2oz fresh breadcrumbs
4 tablespoons vegetable oil

- Steam the leeks for 4 minutes in a colander or steamer over a pan of boiling water. Remove from the heat and leave to cool.
- In a large bowl, combine the cooled leeks, feta cheese, eggs and breadcrumbs.
- Using a tablespoon of the mixture at a time, mould it into round patties with your hands.
- Heat the oil in a shallow heavy frying pan over a high heat. Shallow-fry the paties for about 5 minutes on each side or until golden brown, cooking in batches if necessary. Drain on kitchen paper, and serve warm.

Tomatoes on toast

serves 4

ingredients

olive oil for brushing and drizzling
6 large tomatoes, thickly sliced
4 thick slices of brown bread
balsamic vinegar for drizzling
50g/2oz Parmesan cheese, shaved
salt and freshly ground black pepper

- Brush a heavy frying pan with oil, and place over a high heat.
- Add the tomato slices and fry them for 3 minutes, turning once until soft and slightly blackened.
- Meanwhile, lightly toast the bread under a grill or in a toaster.
- Put the tomatoes on the warm toast. Drizzle each portion with a little olive oil and balsamic vinegar. Sprinkle with the Parmesan cheese shavings, season with salt and pepper, and serve immediately.



Roast garlic toast

serves 6

ingredients

1 ciabatta loaf
2 whole garlic bulbs
2 tablespoons extra virgin olive oil
5 sprigs of fresh rosemary
salt and freshly ground black pepper

- Preheat grill to high.
- Slice off the tops of the garlic bulbs. Leave the cloves whole with their skins on.
- Brush with some of the olive oil. Wrap the garlic bulbs in foil with 3 sprigs of the rosemary. Grill for 25 minutes, turning occasionally.
- Slice the bread and brush each slice with olive oil, then lightly toast both sides under the hot grill.
- Squeeze the garlic cloves from their skins onto the toast.
- Chop the leaves of the remaining rosemary sprigs, and sprinkle over the toast. Season with salt and pepper. Drizzle with the remaining olive oil, and serve warm or hot.

Sweet potato salad

serves 4

ingredients

4 sweet potatoes, peeled and chopped into cubes
 3 tablespoons vinaigrette (see page 727)
 salt and freshly ground black pepper
 2 spring onions, finely chopped
 1 small bunch of fresh chives, chopped
 pinch of cayenne pepper
 2 tablespoons chopped fresh flat-leaf parsley

- Put the sweet potatoes in a heavy saucepan of boiling water. Cook for 10 minutes or until tender, taking care not to overcook. Drain.
- Transfer the warm sweet potatoes to a large bowl, and pour the vinaigrette over the top. Season with salt and pepper, and leave to cool.
- Once the sweet potatoes have cooled, mix in the spring onions and chives. Sprinkle with the pinch of cayenne and the parsley. Serve at room temperature.



Jerusalem artichokes

serves 4

ingredients

908g/2lb round Jerusalem artichokes
 3 garlic cloves, crushed
 2 tablespoons chopped fresh flat-leaf parsley
 2 tablespoons olive oil
 squeeze of lemon juice
 salt

- Peel the artichokes, and boil for 8–10 minutes in slightly salted water. Drain in a colander, and place on serving dishes.
- Meanwhile, mix together the garlic, parsley, olive oil and lemon juice. Season with salt. Drizzle the dressing over the warm artichokes, and serve immediately.

Melon & strawberries

serves 4

ingredients

¼ honeydew melon
½ cantaloupe melon
150ml/5fl oz rosé wine
3 teaspoons rose water
175g/6oz small strawberries,
rinsed and hulled

- Halve the melons. Scoop out the seeds from both melons using a spoon. Carefully remove the peel.
- Cut the melon flesh into thin strips, and put in a bowl. Pour over the wine and rose water. Mix together, cover and leave to chill in the refrigerator for at least 2 hours.
- Halve the strawberries and mix in with the melon. Allow to stand at room temperature for about 15 minutes before serving.



Onion rings

serves 4–6

ingredients

350ml/12fl oz plain flour
4 tablespoons cornmeal
4 tablespoons onion powder
2 teaspoons salt
350ml/12fl oz milk
1 large egg
8 large onions
vegetable oil for deep-frying

- Combine the flour, cornmeal, onion powder, salt, milk, egg and 125ml/4fl oz water in a large bowl. Stir well until there are no lumps and the batter is smooth.
- Slice the onions across to make rings about 1 cm/½in thick.
- Heat the oil in a large saucepan until hot. Test to see whether the oil is hot enough by dropping a little of the batter into the oil – it should sizzle straight away.
- Dip the separated rings into the batter. Drop the coated rings into the oil and fry until golden brown. Cook in batches if necessary.
- Remove the onion rings with a slotted spoon, and drain on kitchen paper. Serve hot.

Mozzarella sticks

serves 4

ingredients

2 eggs, beaten
 50ml/2fl oz water
 350ml/12fl oz coarse dried
 white breadcrumbs
 ½ teaspoon garlic salt
 1 teaspoon mixed spice
 150ml/5fl oz flour
 75ml/3fl oz cornflour
 vegetable oil for deep-frying
 450g/1lb mozzarella cheese,
 cut into finger-size sticks

- Whisk the eggs with 50ml/2fl oz water and set aside. Mix the breadcrumbs, garlic salt and mixed spice together, and set aside. Blend the flour with the cornflour.
- Heat enough vegetable oil for deep-frying in a heavy saucepan. Dredge the cheese sticks in the flour mixture, then dip in the egg. Lastly, coat in the breadcrumb mixture.
- Lower carefully into the hot oil, and fry for a few seconds until golden. Remove from the hot oil, and drain on kitchen paper. Serve hot.



Courgette fritters

serves 6

ingredients

100g/4oz self-raising flour
 2 eggs, beaten
 50ml/2fl oz milk
 300g/11oz courgettes, grated
 2 tablespoons chopped fresh
 thyme leaves
 salt and freshly ground
 black pepper
 1 tablespoon vegetable oil

- Sift the flour into a large bowl, and make a well in the centre. Add the eggs to the well, and gradually draw in the flour from the sides using a wooden spoon.
- Slowly add the milk to the mixture, stirring constantly to form a thick batter. Add the courgettes and thyme, season with salt and pepper, and mix thoroughly.
- Heat the oil in a large heavy frying pan until hot. Cooking in batches, carefully drop in tablespoons of the batter to make the fritters. Shallow-fry for 3 minutes on each side.
- Remove the fritters with a slotted spoon, and drain on kitchen paper. Serve hot.

Soft pretzels

serves 8

ingredients

700g/1½lb plain flour	2 teaspoons active dry yeast
1 tablespoon sugar	2 tablespoons softened butter, plus a little extra, melted
2 teaspoons salt	225ml/8fl oz warm milk
2 teaspoons baking powder	

- Put a large pot of water on to boil. Preheat the oven to 200°C/400°F/ Gas mark 6. Lightly grease a baking sheet.
- Put about 125g/4oz of the flour, the sugar, salt, baking powder, yeast and the 2 tablespoons softened butter in a large bowl. Mix until smooth and the yeast starts to froth.
- Sift in the remaining flour, and continue mixing until a stiff dough forms. Knead the dough until it is smooth and elastic. Form into a ball and allow to rise in a warm place until doubled in size.
- Punch down the dough and knead for a minute or so. Divide into eight equal pieces. Roll or cut each piece into a rope 45cm/18in long and 1cm/½in in diameter, and twist each rope into a pretzel shape. Allow to rest for a couple of minutes.
- Using a slotted spoon or broad spatula, slide the pretzels into the boiling water one at a time, and boil each one until they float to the top. Remove immediately, drain off and transfer to the greased baking sheet.
- Bake in the oven for 15 minutes or until golden. Brush the pretzels very lightly with melted butter as they emerge from the oven. Serve warm.



Bruschetta

serves 4

ingredients

8 slices ciabatta bread
2 garlic cloves, halved
extra virgin olive oil for drizzling
8 ripe tomatoes, sliced
8 fresh basil leaves
salt and freshly ground
black pepper

- Toast the bread lightly. Rub with the garlic, cut side down, while still hot. Season with salt and lots of pepper, and drizzle enough oil on each slice to soak thoroughly.
- Divide the tomato slices evenly between the slices of bread.
- Top each bruschetta with a fresh basil leaf. Serve immediately

Cheesy stuffed peppers

serves 2–4

ingredients

2 green peppers
1 egg, hard-boiled and finely chopped
75g/3oz Cheddar cheese, grated
2 ripe tomatoes
3 tablespoons mayonnaise
2 slices of bread, toasted

- Gently simmer the peppers in a saucepan of water for 20 minutes or until tender. Drain the peppers, cool slightly, halve and deseed.
- Preheat the grill until hot. Mix the chopped eggs, cheese and tomatoes in a small bowl. Add the mayonnaise and stir well.
- Fill the pepper halves with the egg mixture, and place on the slices of toast. Cook under the hot grill until lightly browned. Serve hot.



Greek spinach & cheese pie

serves 8

ingredients

150ml/5fl oz olive oil	450g/1lb chopped spinach
1 onion, finely chopped	100g/4oz feta cheese, crumbled
2 teaspoons ground cumin	100g/4oz cream cheese
2 garlic cloves, crushed	400g/14oz filo pastry

- Preheat the oven to 190°C/375°F/Gas mark 5.
- Heat 2 tablespoons of the olive oil in a frying pan over a low heat. Add the onion and cook gently, stirring frequently, for about 10 minutes until softened. Sprinkle in the cumin and stir for 2 minutes, then stir in the garlic and spinach. Remove the pan from the heat, and stir in the cheeses until evenly mixed.
- Brush the inside of a 30 x 23cm/12 x 9in baking dish with olive oil. Put a sheet of pastry in the dish, letting the edges hang over the side. Brush the pastry in the dish with oil, and continue until half the pastry is used.
- Spread the cheese mixture over the pastry. Use the remaining pastry to cover the mixture, spreading oil over individual sheets as before. Trim and seal the edges. Cut through the layers with a sharp knife to divide the pie into 16 segments.
- Bake in the oven for 30 minutes. Leave to cool for 10 minutes before serving.

Mini mushroom quiches

serves 6

ingredients

4 slices wholewheat bread, crusts removed	1 garlic clove, minced
2 teaspoons butter	4 eggs
225g/8oz mushrooms, wiped with damp kitchen paper and finely chopped	100g/4oz Emmental cheese, grated
	salt and freshly ground black pepper

- Preheat the oven to 190°C/375°F/Gas mark 5.
- Roll each slice of bread with a rolling pin until flat, halve each slice and arrange in a greased muffin tray, pressing each slice into the cake mould. While the oven warms, bake the bread cups at a low heat until crisp and dry. Remove from the oven and set aside.
- In a small frying pan, melt the butter over a medium heat. Add the mushrooms and garlic. Sauté, stirring regularly, for 3–5 minutes until tender. Season with salt and pepper.
- Break the eggs in a bowl, piercing the yolks with a small sharp knife. Pour the eggs over the bread cups, dividing the mixture evenly. Top with the mushroom mixture, and sprinkle with the cheese.
- Bake in the oven for 15 minutes, or until the eggs are just set.



Olive cheese balls

serves 6

ingredients

225g/8oz Cheddar cheese, finely grated
300g/11oz plain flour
75g/3oz butter, melted
36 good-quality stuffed olives

- Mix together the grated cheese and flour, add the butter and mix thoroughly to form a dough. Mould 1 teaspoon of dough around each olive, and shape into a ball.
- Put the balls on a greased baking sheet. Cover and chill for 1 hour.
- Preheat the oven to 200°C/400°F/Gas mark 6.
- Once the balls are chilled, bake in the oven for 15–20 minutes. Serve warm.

Naan bread

serves 8

ingredients

1 teaspoon sugar	1 tablespoon ghee or butter
1 teaspoon fresh yeast	1 teaspoon salt
150ml/5fl oz warm water	50g/2oz unsalted butter
200g/7oz plain flour	1 teaspoon poppy seeds

- Put the sugar and yeast in a small bowl or jug together with the warm water, and mix thoroughly until the yeast has completely dissolved. Set aside for 10 minutes.
- Sift the flour into a large mixing bowl, making a well in the centre. Add the ghee or butter and the salt, and pour in the yeast mixture. Mix thoroughly to form a dough, adding more water if required.
- Place the dough on a floured work surface and knead until smooth. Return to the bowl, cover and set aside to rise for 1½ hours.
- Preheat the grill to very hot. Turn the dough out on to a floured surface and knead for a further 2 minutes. Break off small balls and pat them into rounds about 12.5cm/5in in diameter and 1cm/½in thick.
- Place the rounds on a greased sheet of foil, and grill for 7–10 minutes, turning twice and brushing with butter and sprinkling with poppy seeds. Serve immediately.



Garlic breadsticks

serves 4

ingredients

2 baguettes
2 garlic cloves, crushed
150ml/5 fl oz olive oil

- Preheat the oven to 200°C/400°F/Gas mark 6. Cut the baguettes into three lengthways, then halve each segment, creating 12 breadsticks. Place the sticks on a baking tray.
- Mix the garlic and oil in a small bowl, then spread over the breadsticks using a pastry brush. Bake for 15–20 minutes until golden brown. Serve either hot or at room temperature.

Crispy seaweed

serves 4

ingredients

1.1kg/21/2lb pak choi
groundnut oil for deep-frying

1 teaspoon salt
1 tablespoon caster sugar

- Rinse the pak choi leaves under cold running water, then dry thoroughly with kitchen paper. Roll each pak choi leaf up and slice through thinly with a small, sharp knife, or chop using a food processor. Make sure that the leaves are finely shredded.
- Heat the groundnut oil in a large wok or frying pan until hot. Carefully add the shredded pak choi to the wok, and fry for about 30 seconds until it shrivels and becomes crispy. You may need to do this in batches.
- Remove the crispy 'seaweed' from the wok with a slotted spoon, and drain on kitchen paper. Transfer to a large bowl, toss with the salt and sugar, and serve immediately.



King prawns in sherry

serves 4

ingredients

2 tablespoons olive oil
12 raw king prawns, peeled
and deveined
2 tablespoons dry sherry
a few drops of Tabasco sauce
salt and freshly ground
black pepper
crisp lettuce leaves such as Little
Gem, to serve

- Heat the oil in a heavy frying pan over medium-high heat, and sauté the prawns for 2–3 minutes until pink in colour.
- Pour on the sherry and Tabasco, and season with salt and pepper.
- Give the prawns a quick stir, and serve immediately on a bed of crisp lettuce leaves.

Vegetable fritters

serves 4

ingredients

100g/4oz wholemeal flour
 pinch of salt
 pinch of cayenne pepper
 4 teaspoons olive oil
 100g/4oz broccoli florets
 100g/4oz cauliflower florets
 50g/2oz mangetout
 1 large carrot, cut into
 matchsticks
 1 red pepper, seeded and sliced
 2 egg whites
 vegetable oil for deep-frying

For the sauce

150ml/5fl oz pineapple juice
 150ml/5fl oz vegetable stock (see
 page 730)
 2 tablespoons white wine vinegar
 2 tablespoons soft brown sugar
 2 teaspoons cornflour
 2 spring onions, chopped

- Sift the flour and salt into a large bowl, and add the cayenne. Make a well in the flour, and gradually beat in the oil and 175ml/6fl oz cold water to make a smooth batter.
- Put the vegetables in a pan of boiling water, and simmer for 5 minutes, then drain well.
- Whisk the egg whites until they form peaks, and gently fold them into the flour batter.
- Heat the vegetable oil to 170°–180°C/325°–350°F in a deep-fryer (a cube of bread should brown in 30 seconds).
- Dip the vegetables into the batter, turning to coat them well. Drain off any excess batter. Fry in batches until golden. Remove with a slotted spoon and drain on kitchen paper.
- Meanwhile, put all of the sauce ingredients in a heavy saucepan, and bring to the boil, stirring, until thickened and clear. Serve with the piping-hot fritters.

Breaded mushrooms

serves 4

ingredients

225g/8oz mushrooms, stalks removed
3 tablespoons freshly grated Parmesan cheese
4 tablespoons coarse dried white breadcrumbs
pinch of garlic salt
pinch of ground black pepper
1 tablespoon chopped fresh flat-leaf parsley

- Preheat the oven to 240°C/475°F/Gas mark 9. Lightly grease a non-stick baking tray.
- Gently wipe the mushrooms with damp kitchen paper. Set aside.
- Combine the cheese with the breadcrumbs. Add the garlic salt and black pepper.
- Roll the mushrooms in the cheese mixture, and set on the greased baking tray.
- Bake in the oven for 8–10 minutes until browned. Serve hot or warm.



Beef carpaccio

serves 6

ingredients

350g/12oz filet mignon or similar tender cut of beef
3 tablespoons freshly squeezed lemon juice
1 tablespoon red wine vinegar
75ml/3fl oz extra virgin olive oil

2 tablespoons capers, rinsed and gently squeezed dry
sea salt
200g/7oz rocket leaves, rinsed and thinly sliced, to serve
75g/3oz Parmesan cheese, freshly grated or shaved, to serve

- Wrap the beef in cling film; freeze for about 1 hour until firm. Cut the beef across the grain into 5mm/¼in slices. Put the slices between two sheets of cling film, and pound with a mallet or rolling pin until paper thin. Roll the beef up in cling film once again, and chill for 1 hour.
- To make the vinaigrette, whiz the lemon juice, vinegar, oil and salt in a blender until smooth. Pour into a small bowl, and stir in the capers.
- Arrange the beef slices in a single layer on one large serving plate or six individual plates. Toss the rocket with half the dressing. Pile the rocket on top of the beef. Top with the Parmesan, and serve accompanied by the remaining dressing.

Melon in wine

serves 4

ingredients

- 2 small cantaloupe melons
- 175ml/6fl oz dry sparkling wine
- 3 tablespoons orange marmalade
- ½ bunch of fresh mint leaves, chopped

- Halve the melons lengthways and scoop out the seeds. Remove the flesh and cut into small cubes. Put the cubes in a bowl. Reserve the melon shells.
- In a separate small bowl, whisk together the wine, marmalade and mint. Pour the mixture over the melon flesh, and stir gently.
- Divide the mixture between the melon shells. Cover with cling film, and marinate in the refrigerator for 4–6 hours. Serve cold.



Chicken & bacon kebabs

serves 4

ingredients

- 2 corn on the cob
- 8 thick rashers back bacon
- 6 brown cap mushrooms, wiped with damp kitchen paper and halved
- 2 small chicken fillets
- 2 tablespoons sunflower oil
- 1 tablespoon freshly squeezed lemon juice
- 1 tablespoon maple syrup
- salt and freshly ground black pepper

- Cook the corn in a saucepan of boiling water until tender, then drain and cool.
- Stretch the bacon rashers using the back of a knife. Cut each rasher in half, and wrap a piece around each mushroom.
- Cut both the corn and chicken into eight equal pieces. Mix together the oil, lemon juice and syrup. Season with salt and pepper, and brush over the chicken.
- Thread the corn, bacon-wrapped mushrooms and chicken pieces alternately on skewers, and brush all over with the lemon dressing.
- Grill for 8–10 minutes, turning once and basting occasionally with any extra dressing. Serve hot.

Cauliflower fritters

serves 8

ingredients

600g/1¼lb cauliflower, cut into bite-size florets
50g/2oz chickpea flour
2 teaspoons ground cumin
1 teaspoon ground coriander
1 teaspoon ground turmeric
pinch of cayenne pepper
½ teaspoon salt
50ml/2fl oz water
1 egg plus 1 egg yolk, lightly beaten
vegetable oil for deep-frying

- Cut the cauliflower into bite-size florets. Set aside.
- Sift the flour and spices into a bowl, then stir in the ½ teaspoon salt and make a well in the centre.
- Combine 50ml/2fl oz water with the beaten egg, and gradually pour into the well, whisking to make a smooth batter. Cover and leave to rest for 30 minutes.
- Fill a deep heavy pan a third full with oil, and heat until a cube of bread browns in 15 seconds.
- Holding the florets by the stem, dip into the batter. Deep-fry in batches for 3–4 minutes until golden. Remove with a slotted spoon, and drain on kitchen paper. Serve hot.



Stuffed mushrooms

serves 4

ingredients

3 large tomatoes
8 large mushrooms with stalks, wiped with damp kitchen paper
1 small onion, grated
25g/1oz butter
1 tablespoon chopped fresh flat-leaf parsley
salt and freshly ground black pepper

- Preheat the oven to 190°C/375°F/Gas mark 5.
- Put the tomatoes in a bowl of just-boiled water for 30 seconds. Peel off the skins and chop the flesh.
- Remove the mushroom stalks. Chop the stalks; mix with the tomatoes, grated onion, butter and parsley. Season with salt and pepper.
- Put the mushrooms cap side down in a large greased ovenproof dish. Fill each one with the stuffing.
- Cover with foil, and bake in the oven for about 30 minutes.

Feta cheese tartlets

serves 4

ingredients

8 slices white bread	8 quail's eggs, hard-boiled
100g/4oz butter, melted	2 tablespoons olive oil
100g/4oz feta cheese, cut into small cubes	1 tablespoon wine vinegar
4 cherry tomatoes, cut into wedges	1 teaspoon wholegrain mustard
8 black olives, pitted and halved	pinch of caster sugar
	salt and ground black pepper

- Preheat the oven to 190°C/375°F/Gas mark 5.
- Remove the crusts from the bread. Trim the bread into squares, and flatten each slice with a rolling pin. Brush with melted butter, then arrange in bun or muffin trays. Press a piece of foil into each slice to secure in place. Bake for 10 minutes or until crisp and golden.
- Mix together the feta cheese, tomatoes and olives. Shell the eggs and quarter them. Mix together the olive oil, vinegar, mustard and sugar. Season with salt and pepper.
- Remove the bread cases from the oven, discard the foil and leave to cool.
- Just before serving, fill the bread cases with the cheese and tomato mixture. Arrange the quartered eggs on the top, and spoon over the dressing. Serve immediately.

Lobster rolls

serves 6

ingredients

450g/1lb lobster meat (fresh or canned)	• Cube the lobster meat and the celery, and put in a bowl. Stir in three-quarters of the mayonnaise and all of the tarragon.
2 celery sticks	• Warm the flatbreads under the grill. When warm but not toasted, spread with the extra mayonnaise, and scoop in the lobster mixture.
250ml/9fl oz lemon mayonnaise	• Drizzle with extra virgin olive oil, and serve straight away.
1 tablespoon chopped fresh tarragon	
6 small flatbreads such as pitta	
extra virgin olive oil for drizzling	

Deep-fried fish

serves 6

ingredients

vegetable oil for deep-frying
300g/11oz plain flour
3 teaspoons salt
2 teaspoons baking powder
900g/2lb cod fillets
2 eggs
250ml/9fl oz milk
2 tablespoons olive oil

- Preheat the oil in a deep-fryer or wok to 180°C/350°F (test by frying a small cube of bread; it should brown in 30 seconds).
- In a bowl, mix together the flour, salt and baking powder. Dredge the cod fillets in the flour mixture, shaking off any excess. Reserve the remaining mixture.
- Lightly beat the eggs with the milk and olive oil. Mix in the reserved flour mixture and beat until smooth.
- Dip the cod fillets into the batter, and deep-fry until crunchy and golden brown. Drain on kitchen paper, and serve straight away.



Devilled prawns

serves 6

ingredients

2 garlic cloves, crushed
125g/4oz onions, finely chopped
1 tablespoon olive oil
4 tablespoons dry sherry
½ tablespoon fresh thyme and oregano leaves
400g/14oz cooked peeled and deveined prawns
150ml/5fl oz double cream
1 tablespoon smoked paprika
salt and freshly ground black pepper
½ tablespoon finely chopped fresh parsley, to garnish

- In a heavy saucepan or frying pan over a medium heat, sweat the garlic and onions in the oil until softened. Add the sherry, thyme and oregano, and season with salt and pepper. Cook for 2 minutes.
- Stir in the cream and let the liquid reduce a bit. Add the prawns and cook for 2 minutes, but no longer.
- Remove from the heat and serve immediately, sprinkled with the paprika and parsley.

Calamari

serves 4

ingredients

100g/4oz plain flour
 1 teaspoon salt
 2 eggs, beaten
 175ml/6fl oz soda or sparkling mineral water
 600ml/1pt vegetable oil for deep-frying
 450g/1lb cleaned and prepared squid, cut into rings

- Sift the flour and salt together into a bowl. Add the eggs and half the soda or mineral water, and whisk together until smooth. Gradually whisk in the remaining soda water until the batter is smooth.
- Fill a deep heavy saucepan about one-third full with oil. Heat the oil until a cube of bread browns in 30 seconds.
- Dip the squid rings into the batter, a few at a time. Carefully drop into the hot oil. Fry for 1–2 minutes until crisp and golden. Drain on kitchen paper, and serve immediately.



Prawn kebabs

serves 4–6

ingredients

1 clove garlic
 1 small fresh red chilli
 1 teaspoon crushed fresh root ginger
 1 teaspoon granulated sugar
 1 tablespoon olive oil
 1 teaspoon sesame oil
 1 tablespoon light soy sauce
 juice of 1 lime
 700g/1½lb raw prawns, peeled and deveined
 175g/6oz cherry tomatoes
 ½ cucumber, cut into thick slices or chunks
 1 bunch of fresh coriander leaves, to garnish

- Blend or process the garlic, chilli, ginger and sugar into a paste. Add the olive and sesame oils, soy sauce and lime juice. Put the prawns in a shallow glass or ceramic dish. Pour the marinade over the top. Cover and marinate in the refrigerator overnight.
- Soak bamboo skewers in cold water for at least 30 minutes to prevent them burning. Thread the skewers with the prawns, tomatoes and cucumber. Grill or barbecue for a few minutes until the prawns are pink and cooked through.
- Arrange on a platter, and garnish with coriander leaves. Serve hot.

Stilton & pear bruschetta

serves 6

ingredients

1 ciabatta loaf or ½ loaf
country-style wholemeal
bread, cut into at least
6 thick slices
1 bunch of fresh watercress
75g/3oz butter, softened
2 small ripe pears such as Beurre
Bosc or Comice
juice of ½ lemon
200g/7oz Stilton cheese, thinly
sliced
freshly ground black pepper

- Preheat the oven to 200°C/
400°F/Gas mark 6. Arrange the
bread slices on a baking sheet.
Toast in the oven for 10 minutes,
turning halfway through the
cooking time. Leave to cool.
- Strip the leaves from the watercress
and chop finely, reserving a few
whole leaves to garnish. Mix the
chopped leaves together with the
butter, and season with pepper.
- Halve the pears and remove the
cores. Slice the pears thinly. Put in
a bowl and add the lemon juice.
- Spread the watercress butter over
the toast, then put 2 or 3 pear
slices on top of each one
together with a slice of Stilton.
- Bake in the oven for about
15 minutes until the Stilton is
golden brown. Cut the bruschetta
into quarters, and serve on a large
serving plate garnished with the
reserved watercress leaves.



Grilled sardines

serves 3

ingredients

12 large fresh sardines
1 tablespoon freshly squeezed
lemon juice
6 slices white bread, toasted

- Grill the sardines for a few minutes
under a hot grill until tender,
turning frequently.
- Trickle the lemon juice over the top
of the sardines, and serve on toast
while still warm.

Thai-style fish cakes

serves 4

ingredients

350g/12oz cod fillet, skinned
 1 tablespoon Thai fish sauce
 2 teaspoons Thai red curry paste
 1 tablespoon freshly squeezed lime juice
 1 garlic clove, crushed
 4 fresh or dried kaffir lime leaves, crumbled
 1 egg white
 3 tablespoons chopped fresh coriander
 125ml/4fl oz vegetable oil

- Put the cod into a blender or food processor with the fish sauce, curry paste, lime juice, garlic, lime leaves and egg white, and process until a smooth paste forms. Add the coriander and process again until mixed thoroughly.
- Divide the fish cake mixture into eight. Roll into balls, then flatten to make small round patties. (If you like, make smaller patties for canapés, but don't cook as long.)
- Heat the oil in a frying pan over a medium heat. Add the fish cakes in batches, frying for 3–4 minutes on each side until golden brown.
- Remove from the pan using a spatula, drain on kitchen paper, and serve hot.



Seared squid

serves 4

ingredients

450g/1lb shallots, thinly sliced
 3 tablespoons groundnut oil
 1 garlic clove, finely chopped
 1 fresh red chilli, seeded and diced
 900g/2lb cleaned and prepared squid, cut into rings
 salt and freshly ground black pepper
 1 tablespoon chopped fresh coriander leaves, to garnish

- In a heavy frying pan over a low heat, sweat the shallots in the oil for a few minutes until soft. Increase the heat and sauté, stirring, until golden and starting to crisp. Stir in the garlic and chilli. Sauté for a further 30 seconds, stirring constantly.
- Season the squid with salt and pepper. Toss into the frying pan, and sauté for 30–45 seconds until the squid curls.
- Serve immediately, garnished with the coriander leaves.

Smoked trout with cucumber & cumin

serves 4

ingredients

½ large cucumber
salt
1 tablespoon cumin seeds
250g/9oz smoked trout fillets,
flaked into large pieces
150g/5oz crème fraîche

- Peel the cucumber, cut it in half lengthways and scoop out the seeds using a teaspoon. Cut the flesh into thin strips, put in a colander and sprinkle with salt. Leave for 30 minutes.
- Dry-fry the cumin seeds in a frying pan over a medium-high heat until toasted and aromatic.
- Rinse the cucumber under cold running water, drain and pat dry with kitchen paper. Put in a bowl, and sprinkle with the toasted cumin seeds. Mix in the crème fraîche.
- Serve at room temperature, with the pieces of flaked trout on top of the cucumber mixture.



Prawn cocktail

serves 4

ingredients

4 tablespoons mayonnaise
4 tablespoons single cream
2 teaspoons tomato purée
2 teaspoons lemon juice
dash of Worcestershire sauce
dash of dry sherry
salt and ground black pepper
225g/8oz peeled and deveined
cooked prawns
a few lettuce leaves, shredded
lemon slices, to garnish

- Put the mayonnaise, cream, tomato purée, lemon juice, Worcestershire sauce and sherry in a small bowl, and mix together. Season with salt and pepper.
- Add the prawns and stir well until the prawns are coated.
- To serve, put the shredded lettuce in the bottom of four glasses, and top with the prawn mixture. Garnish each prawn cocktail with lemon slices, and serve cold.

Chilli-garlic crab sticks

serves 2–4

ingredients

2 tablespoons vegetable oil
 1 onion, finely chopped
 2 fresh red chillies, seeded and finely chopped
 2 garlic cloves, crushed
 250g/9oz crab sticks
 2 teaspoons light soy sauce
 1 teaspoon sesame oil

- In a frying pan, a wok or a saucepan, heat the oil over a medium heat. Sauté the onion for a few minutes. Add the chillies and garlic, and continue to sauté, stirring, for a further 1 minute.
- Tip in the crab sticks and cook for 2 minutes, until they have broken up, then fold in the soy sauce and sesame oil. Serve immediately.

Prawn crackers

serves 4

ingredients

250g/9oz raw prawns, peeled and deveined
 250g/9oz tapioca flour
 salt and freshly ground black pepper
 vegetable oil for deep-frying

- Using a blender, purée the prawns into a smooth paste. Transfer to a bowl, and mix in the tapioca flour. Season with salt and pepper. Mix well to form a stiff dough.
- Divide the dough into three equal portions. Roll each portion into a thick sausage shape (like a Swiss roll), then set the rolls on a greased plate. Using either a stand in a pan of boiling water or a steamer, steam the rolls for 40–45 minutes over a high heat.
- Leave the rolls to cool, then wrap in a clean tea towel and chill well in the refrigerator. Using a very sharp knife, slice the rolls thinly, then allow to dry out slightly.
- Heat the oil in a deep wok, and deep-fry the crackers in batches until crisp. Remove and drain on kitchen paper. Serve hot or cold.

Butterfly prawns

serves 2–4

ingredients

16 raw tiger prawns, peeled and deveined, with tails intact
juice of 2 limes
1 teaspoon cardamom seeds
2 teaspoons ground cumin
2 teaspoons ground coriander
½ teaspoon ground cinnamon
1 teaspoon ground turmeric
1 garlic clove, crushed
1 teaspoon cayenne pepper
2 tablespoons vegetable oil

- If using bamboo skewers, soak in cold water for at least 30 minutes.
- Cut the prawns in half lengthways down to the tail, and flatten out to form a symmetrical shape.
- Thread a prawn onto two skewers, with the tail in the middle. Thread another 3 prawns onto the same two skewers in the same way. Repeat until you have four sets of 4 prawns on each two skewers.
- Lay the skewered prawns in a glass or ceramic dish. Sprinkle the lime juice over them. Combine the spices and oil in a small bowl, and use to coat the prawns well. Cover and chill for 2 hours.
- Cook the prawns on a foil-lined grill pan under a hot grill for 6 minutes, turning halfway through cooking. Serve immediately.



Devilled eggs with caviar

serves 4

ingredients

20 eggs, hard-boiled
6 tablespoons mayonnaise
2 tablespoons finely chopped fresh dill
100g/4oz caviar
salt and freshly ground black pepper

- Peel the hard-boiled eggs and cut in half lengthways.
- Carefully remove the yolks, and chop them finely. Put in a bowl, and add the mayonnaise and dill. Season with salt and pepper. Blend until smooth.
- Fill each half-egg with the devilled yolk mixture, and serve garnished with grains of caviar.

Bacon-wrapped prawns

serves 6

ingredients

24 large raw prawns, peeled and deveined	250g/9oz cream cheese
24 canned whole water chestnuts, drained	125ml/4fl oz mayonnaise
12 smoked bacon slices, halved	125ml/4fl oz sour cream
75g/3oz butter	3 tablespoons horseradish sauce
	1 tablespoon freshly squeezed lemon juice

- Wrap a prawn around a water chestnut, then wrap both in a half-rasher of bacon and secure with a toothpick. Repeat the process until all the prawns, water chestnuts and bacon have been used.
- Melt 40g/½oz of the butter in a large heavy frying pan over a high heat. Add half of the prawn wraps and cook until the bacon browns. Transfer to a large dish. Repeat with the remaining butter and prawns.
- Beat the cream cheese in a medium bowl until smooth. Add the mayonnaise, sour cream, horseradish sauce and lemon juice, and blend thoroughly. Spoon the sauce over the prawn wraps.
- Grill under a medium heat until golden brown. Serve immediately.



Smoked salmon rolls

serves 6

ingredients

200g/7oz ricotta cheese	12 slices brown bread, crusts removed
50g/2oz crème fraîche	300g/11oz smoked salmon
2 teaspoon wasabi paste	100g/4oz baby rocket leaves, stalks removed
1 tablespoon freshly squeezed lime juice	

- Mix together the ricotta, crème fraîche, wasabi and lime juice. Use a rolling pin to flatten the bread slices slightly.
- Spread the ricotta mixture over the bread, then top with the smoked salmon and rocket leaves, leaving a border around the edges.
- Roll each piece of bread up lengthways like a Swiss roll. Wrap the rolls tightly in cling film, and chill in the refrigerator for 30 minutes.
- Unwrap the rolls and cut into 2.5cm/1in slices to serve.

Asparagus & chorizo salad

serves 4

ingredients

250g/9oz asparagus
2 chorizo sausages, sliced into bite-size pieces
3 tablespoons olive oil
½ tablespoon sherry vinegar
1 tablespoon wholegrain mustard
salt and freshly ground black pepper
2 slices white bread, crusts removed, cut into 1cm/½in cubes
handful of rocket leaves

- Cook the asparagus in salted boiling water for about 10 minutes until tender. Drain, then refresh in cold water. Leave to cool.
- Grill the chorizo for 5 minutes under a hot grill. Leave to cool on kitchen paper.
- Combine 2 tablespoons of the olive oil with the sherry vinegar, mustard, salt and pepper.
- Heat the remaining olive oil in a pan and add the bread cubes. Fry until crisp and golden.
- Serve the asparagus on top of the rocket salad. Scatter with the chorizo and croûtons, and pour the dressing over the top.



Courgettes stuffed with mince

serves 4

ingredients

8 medium courgettes
450g/1lb minced beef
1 egg
2 garlic cloves, crushed
½ teaspoon dried mixed herbs
4 tablespoons fresh breadcrumbs
2 tablespoons water

- Pre-heat the oven to 180°C/350°F/Gas mark 4.
- Cut each of the courgettes in half lengthways. Using a sharp knife or teaspoon, scoop out the courgette flesh to make shells, taking care not to pierce the skin.
- Mix together all the remaining ingredients in a bowl. Spoon the mixture into the courgette halves and rejoin each half to another to form whole courgettes again.
- Put the filled courgettes in a lightly oiled baking dish, and roast in the oven for 30 minutes. Serve hot.

Beef satay

serves 4

ingredients

900g/2lb rump steak, cut into cubes
75ml/3fl oz black bean sauce
2 tablespoons vegetable oil

- Soak 4 bamboo skewers for at least 30 minutes.
- Thread the steak cubes onto the skewers, and brush with the black bean sauce.
- Heat the oil in a ridged grill pan over a medium-high heat. Grill the satay for 2–3 minutes on each side, brushing with any leftover black bean sauce. Serve hot.



Moroccan lamb koftas

serves 4

ingredients

450g/1lb minced lamb
2 eggs, lightly beaten
200g/7oz stale coarse fresh breadcrumbs
2 onions, grated
2 tablespoons chopped fresh flat-leaf parsley
½ teaspoon ground cinnamon
1 teaspoon ground cumin
½ teaspoon chilli powder

2 teaspoons ground turmeric
1 teaspoon ground allspice

For the yogurt sauce

50ml/2fl oz Greek-style yogurt
2 teaspoons freshly squeezed lemon juice
2 tablespoons tahini paste
1 garlic clove, crushed

- In a blender or food processor, purée all the ingredients until smooth and paste-like. Divide the lamb mixture into two portions, and mould each half around a separate metal skewer to form two long sausage shapes.
- Just before serving, grill or barbecue both of the koftas until browned and cooked through, turning from time to time while cooking.
- Combine all the ingredients for the yogurt sauce in a small bowl. Add 2 tablespoons water, mix well and serve with the hot or warm koftas.

Devils on horseback

serves 3

ingredients

- 3 bacon rashers, cut into thin strips
- 12 pitted prunes
- 1½ teaspoons Tabasco sauce

- Soak 12 toothpicks in cold water for 30 minutes to prevent them burning. Wrap a piece of bacon around each prune, and secure with a toothpick.
- Preheat the grill until hot. Grill the prunes, turning occasionally, until the bacon is crisp.
- Serve hot, sprinkled with the Tabasco sauce.



Mixed bhajias

serves 4

ingredients

- 175g/6oz gram flour
- 1 teaspoon bicarbonate of soda
- 2 teaspoons ground coriander
- 1 teaspoon garam masala
- ½ teaspoons ground turmeric
- ½ teaspoons chilli powder
- 2 tablespoons chopped fresh coriander
- 1 small onion, halved and sliced

- 1 small leek, sliced
- 100g/4oz cauliflower, blanched
- vegetable oil for deep-frying

For the sauce

- 150ml/5fl oz Greek-style yogurt
- 2 tablespoons chopped fresh mint
- ½ teaspoon ground turmeric
- 1 garlic clove, crushed

- Sift the flour and bicarbonate of soda into a mixing bowl, add the spices and fresh coriander, and mix thoroughly. Divide the mixture between three separate small bowls. Stir the onion into one bowl, the leek into another and the cauliflower into the third. Add 4 tablespoons cold water to each bowl, and mix each one to form a smooth paste.
- Heat enough oil for deep-frying in a wok or heavy pan. Using two tablespoons, form the mixture into rounds. Cooking in batches, fry the bhajias in the oil until golden brown. Remove with a slotted spoon and drain on kitchen paper.
- Mix all the sauce ingredients together, and pour into a small serving bowl. Serve with the warm bhajias.

Minced beef with eggs

serves 6

ingredients

1 onion, finely chopped
 40g/1½oz butter
 450g/1lb minced beef
 1 green pepper, sliced
 2 tomatoes, peeled, seeded and diced
 2 tablespoons chopped fresh flat-leaf parsley
 6 eggs
 salt and freshly ground black pepper

- Sweat the onion in the butter for about 10 minutes until starting to caramelize. Add the minced beef, and continue to cook, stirring, until the meat browns.
- Stir in the green pepper and diced tomato. Cook for 2 minutes. Mix in the parsley, and season with salt and pepper. Cover the pan, and simmer for about 8 minutes.
- Make six holes in the meat in the pan, and break an egg into each space. Cover and cook for about 5 minutes until the egg whites are cooked through. Serve hot.

Chicken saltimbocca

serves 6

ingredients

3 skinless chicken breast fillets, halved lengthways
 6 thin slices boiled ham
 6 slices Emmenthal cheese
 1 tomato, thinly sliced
 1 teaspoon crushed dried sage
 75g/3oz fine dried breadcrumbs
 2 tablespoons freshly grated Parmesan cheese
 2 tablespoons chopped fresh flat-leaf parsley
 50g/2oz butter, melted

- Preheat the oven to 180°C/350°F/Gas mark 4.
- Put the chicken fillets, bottom side up, between two pieces of cling film. Working out from the centre, pound each piece lightly with a meat mallet. Remove the cling film. Put a ham slice, a cheese slice and a few tomato slices on each piece.
- Sprinkle each fillet lightly with the sage, and roll up Swiss-roll style. Press to seal well.
- Combine the breadcrumbs, Parmesan and parsley. Dip the chicken in the butter, then roll in the breadcrumbs. Bake in a lightly oiled dish for 40–45 minutes.

Chicken liver pâté

serves 4

ingredients

450g/1lb chicken livers
50g/2oz butter
1 teaspoon brandy
2 eggs, hard-boiled
1 onion, roughly chopped

- Clean the livers thoroughly. Fry in a large frying pan over a medium-high heat with the butter and brandy.
- In a blender or food processor, purée the livers, eggs, onion and any cooking juices in the pan. Transfer the mixture to a serving dish. Cover with foil, then put a weight such as a plate on top. Chill overnight.
- Serve at room temperature.



Crab pâté

serves 10

ingredients

275g/10oz canned cream of mushroom soup
1 tablespoon powdered gelatine
100g/4oz mayonnaise
225g/8oz cream cheese, softened
350g/12oz cooked crabmeat
1 small onion, finely chopped
100g/4oz celery, finely chopped
½ teaspoon dried dill

- Heat the soup in a medium heavy saucepan over a low heat. Remove from the heat.
- In a small bowl, dissolve the gelatine in 3 tablespoons cold water. Add to the soup, stirring well until completely combined. Add the remaining ingredients and mix thoroughly.
- Spoon into an oiled 1.2-litre/2pt mould, and chill until firm.

Smoked mackerel pâté

serves 4

ingredients

1 smoked mackerel fillet, skinned
 50g/2oz cottage cheese
 60ml/2½ fl oz sour cream
 ½ teaspoon dried fennel
 ½ teaspoon dried dill
 juice of 1 lemon
 salt and freshly ground
 black pepper
 freshly grated nutmeg

- Purée the mackerel in a food processor or blender.
- Add the cottage cheese, sour cream, lemon juice, fennel and dill. Continue blending until smooth, stirring occasionally.
- Spoon the mixture into a bowl. Season with salt, pepper and nutmeg to taste.
- Divide the mixture among four individual pots or dishes, cover and chill for 24 hours.

Pork & liver pâté

serves 8

ingredients

350g/12oz streaky bacon rashers
 225g/8oz pork shoulder, roughly
 chopped
 225g/8oz pork sausagemeat
 225g/8oz pig's liver, chopped
 1 small onion

2 garlic cloves
 1 tablespoon chopped fresh
 oregano
 1 tablespoon chopped fresh thyme
 3 tablespoons marsala
 salt and ground black pepper

- Preheat the oven to 170°C/325°F/Gas mark 3.
- Grease a 450g/1lb loaf tin. Line with the bacon rashers, reserving a few for the top.
- Put the pork shoulder in a food processor and chop until fine. Add the remaining ingredients, and blend for 30 seconds until smooth.
- Add the mixture to the loaf tin, smooth the top and cover with the reserved bacon rashers. Cover with foil.
- Put the loaf tin in a larger baking tray half-filled with boiling water. Carefully transfer to the oven, and bake for 1½ hours or until firm. Remove from the oven and take off the foil. Cover the pâté with greaseproof paper, and set a heavy weight on top such as a plate. Chill overnight in the refrigerator. Serve in slices at room temperature.

Pâté en croûte

serves 8

ingredients

450g/1lb streaky bacon rashers	3 tablespoons sherry
250g/9oz chicken livers, cleaned and finely minced	1 teaspoon freshly grated nutmeg
1 onion, finely chopped	200g/7oz ready-made puff pastry
1 garlic clove, crushed	1 egg, beaten
2 tablespoons fresh white breadcrumbs	freshly ground black pepper

- Preheat the oven to 180°C/350°F/Gas mark 4.
- Set aside 6 rashers of the bacon to line the pâté tin. Remove and discard the rinds from the remaining bacon rashers, and chop finely.
- Mix the rindless rashers with the chicken liver in a large bowl. Stir in the onion, garlic, breadcrumbs, sherry, nutmeg and black pepper to taste.
- Stretch the remaining rashers of bacon across the bottom and sides of a 1.1kg/2lb loaf tin, reserving 2 for the top. Spoon in the pâté mixture, and place 2 rashers on top.
- Cover with foil, and stand the pâté tin in a shallow roasting tin half-filled with hot water. Bake in the oven for 30 minutes until the pâté has shrunk away from the sides of the tin.
- Remove the pâté tin from the hot water, and pour off the excess fat. Leave to stand for 15 minutes.
- Increase the oven temperature to 200°C/400°F/Gas mark 6.
- Roll out the pastry thinly. Turn the pâté out of its tin, and brush with some of the beaten egg. Cover with the pastry, using the beaten egg to seal the edges and to brush the outside of the pastry case.
- Carefully place on an oiled baking sheet, and cook in the oven for a further 30 minutes until the pastry is golden brown. Remove from the oven, and allow to cool before serving.

Dolmades

serves 4

ingredients

1 tablespoon olive oil	8 preserved vine leaves
100g/4oz minced beef	salt and freshly ground
2 tablespoons pine nuts	black pepper
1 onion, chopped	
1 tablespoon chopped fresh coriander leaves	<i>For the tomato sauce:</i>
1 teaspoon ground cumin	150ml/5fl oz passata
1 tablespoon tomato purée	150ml/5fl oz beef stock
	2 teaspoons caster sugar

- To make the filling, heat the oil in a pan over a medium heat. Add the minced beef, pine nuts and onion. Cook, stirring, for 5 minutes until the meat has browned and sealed.
- Stir in the fresh coriander, cumin and tomato purée. Cook for a further 3 minutes, then season well with salt and pepper. Remove from the heat and set aside.
- Rinse the vine leaves, and lay them shiny side down on a work surface. Put some of the filling in the centre of each leaf, and fold the stalk end over the filling. Roll up each parcel towards the tip of the leaf, and put in a lightly greased flameproof casserole dish, seam side down.
- To make the tomato sauce, mix together the passata, stock and sugar, and pour over the vine leaves, making sure that each one is covered. Cover the casserole, and cook over a medium heat for a few minutes. Reduce the heat, and cook gently for a further 30 minutes. Serve hot.

Cheesy potato skins

serves 4

ingredients

3 baking potatoes, scored into quarters	100g/4oz cream cheese, softened
1 teaspoon vegetable oil	2 tablespoons milk
50g/2oz lean smoked back bacon, roughly chopped	1½ teaspoons wholegrain mustard
175g/6oz brown cap mushrooms, roughly chopped	50g/2oz Cheddar cheese, grated

- Preheat the oven to 200°C/400°F/Gas mark 6. Put the potatoes in a baking dish, and bake in the oven for 1 hour or until cooked.
- Meanwhile, heat the oil in a frying pan over a medium heat, and sauté the bacon until cooked. Add the mushrooms and continue to sauté until any excess moisture has evaporated. Remove from the heat. Blend the cream cheese, milk, mustard and half of the Cheddar cheese in a bowl.
- When the potatoes are cooked, quarter them and scrape out the inside, leaving a thin layer of potato on the skin. Put the potato flesh to one side. Put the skins on a baking tray, and return to the oven for 5 minutes.
- Mash the potato flesh, and stir into the cheese mixture with the cooked bacon and mushrooms. Pile the mixture into the potato skins, and sprinkle the remaining cheese over the top.
- Return the potato skins to the oven for 10 minutes or until golden brown. Serve hot.



Cheesy garlic bread

serves 4-6

ingredients

- | | |
|--|---|
| 100g/4oz butter, melted | • In a small bowl, combine the butter, garlic and oregano. Spread the mixture over the cut sides of the baguette. |
| 4 garlic cloves, crushed | • Sprinkle the bread with Parmesan, and place on an ungreased baking sheet. Grill under a high heat for 3 minutes or until golden brown. Slice and serve hot. |
| ¼ teaspoon dried oregano | |
| 1 baguette, halved lengthways | |
| 3 tablespoons freshly grated Parmesan cheese | |

Salmon-filled mushroom caps

serves 6

ingredients

200g/7oz canned salmon	18 large fresh mushrooms, caps about 4cm/1½in diameter
25g/1oz fine dried breadcrumbs	2 tablespoons red pepper, diced
2 tablespoons chopped onion	pinch of salt and freshly ground black pepper
2 tablespoons chopped fresh flat-leaf parsley	

- Preheat the oven to 180°C/350°F/Gas mark 4.
- In a small mixing bowl, combine the salmon, breadcrumbs, onion and parsley. Season with a pinch of salt and pepper.
- Remove the stalks from the mushrooms, and wipe the mushroom caps with damp kitchen paper. Put in a baking tray, crown side down. Mould the salmon mixture into the caps. Put a little red pepper on top of each cap.
- Bake for 15–20 minutes until tender. Serve hot.



Salmon yakitori

serves 4

ingredients

350g/12oz salmon fillet, skinned and cut into 5cm/2in chunks	<i>For the sauce</i> 75ml/3fl oz light soy sauce
8 baby leeks, trimmed and cut into 5cm/2in lengths	75ml/3fl oz fish stock
	25g/1oz caster sugar
	75ml/3fl oz dry white wine
	50ml/2fl oz sweet sherry
	1 garlic clove, crushed

- Soak 8 bamboo skewers in cold water for at least 30 minutes. Thread the salmon and leeks alternately onto the soaked skewers. Leave in the refrigerator until needed.
- To make the sauce, put all the ingredients in a small saucepan, and heat gently over a low heat, stirring, until the sugar dissolves. Bring to the boil, then reduce the heat and simmer for 2 minutes. Strain the sauce and leave to cool. Pour about one-third of the sauce into a small dish.
- Heat a barbecue or grill until medium-hot. Brush plenty of the remaining sauce over the kebabs, and cook for 10 minutes, basting frequently with the sauce. Serve hot with the reserved sauce for dipping.

Melon with Parma ham

serves 6

ingredients

- 1 honeydew melon, cut into 6 wedges and seeds removed
- 6 slices wafer-thin Parma ham
- 6 cherry tomatoes

- Remove the peel from the melon, and cut each wedge into two thin wedges. Halve the ham slices widthways.
- Wrap a piece of ham round the centre of each piece of melon, and arrange the wedges on serving plates. Garnish each serving with a cherry tomato. Serve.



Prawn & sesame seed toast

serves 4

ingredients

- 225g/8oz peeled and deveined cooked prawns
- 1 spring onion
- ¼ teaspoon salt
- 1 teaspoon light soy sauce
- 1 tablespoon cornflour
- 1 egg white, beaten
- 3 thin slices white bread, crusts removed
- 4 tablespoons sesame seeds
- 600ml/1pt vegetable oil for deep-frying

- Put the prawns and spring onion in a blender or food processor, and whiz until finely chopped. Transfer to a bowl, and stir in the salt, soy sauce, cornflour and egg white.
- Spread the mixture on to one side of each slice of bread. Spread the sesame seeds on top of the mixture, pressing down well. Cut each slice into four equal triangles.
- Heat the vegetable oil in a wok over a medium-high heat.
- Carefully lower the triangles into the oil, coated side down, and fry for 2–3 minutes until golden brown. Remove with a slotted spoon, and drain on kitchen paper. Serve immediately.

Cheese & spinach puffs

serves 6

ingredients

- | | |
|-------------------------------------|--|
| 150g/5oz cooked spinach,
chopped | 25g/1oz Parmesan cheese, freshly
grated |
| 175g/6oz cottage cheese | salt and freshly ground
black pepper |
| 1 teaspoon freshly grated nutmeg | |
| 2 egg whites | |

- Preheat the oven to 220°C/425°F/Gas mark 7, and lightly oil six individual ramekins.
- In a small bowl, mix together the spinach and cottage cheese. Sprinkle in the nutmeg, and season with salt and pepper. Stir through.
- Whisk the egg whites in a separate bowl until stiff enough to hold soft peaks. Fold the egg whites evenly into the spinach mixture using a large metal spoon, then spoon the mixture into the prepared ramekins. Smooth the tops using the back of the spoon.
- Sprinkle with the Parmesan, and place the ramekins on a baking tray. Bake for 15–20 minutes until well risen. Serve immediately.



Baked mozzarella & tomatoes

serves 5

ingredients

- | | |
|--|---|
| 6 beefsteak tomatoes, sliced | • Preheat the oven to 200°C/
400°F/Gas mark 6. |
| 100g/4oz mozzarella cheese,
grated | • Lay the tomato slices, overlapping
them slightly, in six individual
shallow ovenproof dishes. |
| 6 black olives, stoned and sliced | • Sprinkle the cheese, olives and
basil leaves over the top. Add a
few drops of olive oil to each, then
a small splash of lemon juice. |
| 12 fresh basil leaves | • Put the bread on a baking tray,
and place both the bread and the
individual dishes in the oven. Bake
for 8–10 minutes. Sprinkle the
croûtons over the cheese, and
serve hot. |
| 1 tablespoon extra virgin
olive oil | |
| 1 tablespoon freshly squeezed
lemon juice | |
| 2 slices white bread, diced | |

Baked fennel

serves 4

ingredients

2 fennel bulbs
2 celery sticks, cut into
7.5cm/3in lengths
6 sun-dried tomatoes, halved
200g/7oz passata
2 teaspoons dried oregano
50g/2oz Parmesan cheese,
freshly grated

- Preheat the oven to 190°C/
375°F/Gas mark 5.
- Using a sharp knife, trim the
fennel, discarding any tough outer
leaves, and cut the bulb into
quarters.
- Bring a large saucepan of water to
the boil, add the fennel and celery,
and simmer for 8–10 minutes until
just tender. Remove with a slotted
spoon, and leave to drain.
- Put the fennel, celery and sun-dried
tomatoes in a large ovenproof
dish. Mix the passata and oregano
together, and pour the mixture over
the fennel in the dish.
- Sprinkle the Parmesan over the
top, and bake in the oven for
20 minutes. Serve hot.



Greek-style tomato platter

serves 6

ingredients

8 tomatoes, sliced
100g/4oz feta cheese, crumbled
8 black olives, stoned and sliced
1 tablespoon chopped fresh
oregano
1 tablespoon white wine vinegar
1 tablespoon olive oil

- Arrange the tomato slices on
six small serving plates or one
large serving platter. Scatter the
cheese, olives and oregano on top.
- Whisk together the vinegar and oil
and drizzle over the top of the
salad. Serve immediately.

Fruit cocktail

serves 6

ingredients

½ honeydew melon
 225g/8oz canned pineapple
 chunks in juice
 225g/8oz seedless white
 grapes, halved
 125ml/4fl oz white grape juice

- Remove the seeds from the melon half, and use a melon baller to scoop out even-sized balls.
- Combine all the fruits in a glass bowl, and pour the pineapple and grape juices over the top.
- Cover and chill until required.



Griddled smoked salmon

serves 4

ingredients

350g/12oz sliced smoked
 salmon
 1 teaspoon Dijon mustard
 1 garlic clove, crushed
 2 teaspoons chopped fresh dill
 2 teaspoons sherry vinegar
 4 tablespoons olive oil
 salt and freshly ground
 black pepper
 100g/4oz mixed salad leaves

- Fold the slices of smoked salmon, making two folds, accordion-style, so that they form little parcels.
- To make the vinaigrette, whisk the mustard, garlic, dill, vinegar and oil together in a small bowl. Season with salt and pepper.
- Heat a ridged grill pan over a medium heat until smoking. Add the salmon parcels, and cook on one side only for 2–3 minutes until heated through.
- Meanwhile, dress the salad leaves with some of the vinaigrette, and divide between four serving plates.
- Top the salad with the smoked salmon, cooked side up. Drizzle with the remaining vinaigrette, and serve immediately.

Chicken tikka

serves 6

ingredients

- 450g/1lb skinless chicken breast or thigh fillet, cubed
- 1 teaspoon grated fresh root ginger
- 1 garlic clove, crushed
- 1 teaspoon chilli powder
- ¼ teaspoon ground turmeric
- 1 teaspoon salt
- 150ml/5fl oz low-fat Greek-style yogurt
- 50ml/2fl oz freshly squeezed lemon juice
- 1 tablespoon chopped fresh coriander leaves
- 1 tablespoon sunflower oil

- In a medium bowl, mix together all the ingredients except the sunflower oil. Leave to marinate in the refrigerator for at least 2 hours.
- Preheat the grill to medium. Lay the marinated chicken on a grill tray in a flameproof dish lined with foil, and baste with the oil.
- Once the grill is hot enough, grill the chicken for 15–20 minutes until cooked, turning and basting three times during the cooking process. Serve hot.



Artichoke & prawn cocktail

serves 6

ingredients

- 900g/2lb canned artichoke hearts, drained and quartered
- 225g/8oz peeled and deveined cooked prawns
- 3 tablespoons olive oil
- 2 tablespoons freshly squeezed lemon juice
- 150ml/5fl oz sour cream salt and freshly ground black pepper

- Put the artichokes in a bowl, and add the prawns. Drizzle the oil and lemon juice over the top, and season with a little salt and lots of pepper. Toss gently and chill until ready to serve.
- Just before serving, spoon the mixture into six wine goblets. Top each one with a spoonful of sour cream, and serve.

Sweetcorn pancakes

serves 4

ingredients

100g/4oz self-raising flour
 1 egg white
 150ml/5fl oz skimmed milk
 200g/7oz canned sweetcorn
 kernels, drained
 vegetable oil for brushing
 salt and freshly ground
 black pepper

- Put the flour, egg white and milk in a blender or food processor with half the sweetcorn, and purée until a smooth paste forms.
- Season well with salt and pepper, and add the remaining sweetcorn.
- Heat a heavy frying pan over a medium heat, and brush with oil. Drop in tablespoons of the batter, and cook until set and the bottom is golden. Turn over and cook on the other side. Serve hot.



Avocado cream

serves 4

ingredients

1 tablespoon powdered gelatine
 150ml/5fl oz vegetable stock
 1 large avocado
 2 teaspoons freshly squeezed
 lemon juice
 4 tablespoons low-calorie
 mayonnaise
 1 teaspoon Worcestershire sauce
 1 teaspoon Tabasco sauce
 2 tablespoons snipped
 fresh chives

- In a small bowl, mix the gelatine with 50ml/2fl oz cold water, and leave to soften for a few minutes. Stand the bowl in a pan of gently simmering water, and stir until the gelatine completely dissolves. Stir in the stock and leave to cool.
- Halve the avocado, remove the stone and scoop the flesh into a bowl. Mash well with the lemon juice. Beat in the mayonnaise, and flavour with the Worcestershire and Tabasco sauces. Stir in the chives. Stir the cooled stock into the avocado mixture.
- Divide between four small dishes and chill until set. Serve cold.

Sweet & sour baby onions

serves 4

ingredients

350g/12oz baby onions
2 tablespoons olive oil
2 fresh bay leaves, torn into strips
thinly pared zest of 1 lemon
1 tablespoon Demerara sugar
1 tablespoon clear honey
4 tablespoons red wine vinegar

- Soak the onions in a bowl of boiling water for 15 minutes. Using a sharp knife, peel and halve the onions.
- Heat the oil in a large frying pan over medium-high heat. Add the onions and bay leaves to the pan, and cook for 5–6 minutes until golden brown all over.
- Slice the lemon zest into thin matchsticks. Add to the frying pan with the sugar and honey. Cook for 2–3 minutes, stirring occasionally, until the onions are lightly caramelized.
- Add the vinegar to the frying pan. Continue to cook for 5 minutes or so, stirring, until the onions are tender. Transfer to a dish, and serve immediately.



Stuffed celery

serves 6

ingredients

225g/8oz low-fat cottage cheese
2 teaspoons freshly squeezed lemon juice
½ teaspoon light soy sauce
1 teaspoon prepared mustard
50g/2oz seeded red pepper, chopped
50g/2oz chives, chopped
1 garlic clove, crushed
6 celery sticks, leaves removed

- Put all the ingredients except the celery into a blender or food processor, and purée until smooth.
- Stuff the celery sticks with the cheese mixture. Refrigerate for at least 30 minutes before serving.

Parma ham & pepper pizzas

serves 4

ingredients

1 red pepper
 1 yellow pepper
 ½ loaf ciabatta bread
 4 slices Parma ham, cut into thick strips
 50g/2oz reduced-fat mozzarella cheese, thinly sliced

- Grill the peppers for 5 minutes or so until their skins are charred. When cool enough to handle, peel off and discard the skin and seeds.
- Cut the bread into 4 thick slices, and toast until golden.
- Cut the peppers into thick strips, and arrange on the bread with the Parma ham.
- Preheat the grill until medium-hot.
- Arrange the mozzarella on top of the pizzas. Grill for 2–3 minutes until the cheese is melted and bubbling. Serve hot.

Crab & cucumber savouries

serves 6

ingredients

1 large cucumber, seeded if necessary and diced
 50g/2oz low-fat spread
 225g/8oz button mushrooms, sliced
 2 teaspoons plain flour
 150ml/5fl oz fish stock, made with ½ stock cube
 1 tablespoon dry sherry
 75ml/3fl oz low-fat single cream
 175g/6oz canned cooked white crabmeat
 salt and freshly ground black pepper

- Boil the cucumber in lightly salted water for 3 minutes, then drain well. In the same pan, melt the low-fat spread. Cook the mushrooms, stirring, for 2 minutes.
- Add the cucumber, cover and cook over a gentle heat for 2 minutes.
- Stir in the flour, remove from the heat and, while still stirring, add the stock, sherry and cream.
- Return to the heat, bring to the boil and cook for 2 minutes, stirring.
- Add the crabmeat, and season with salt and pepper.
- Heat through, then spoon into six serving dishes. Serve hot.

Devilled eggs

serves 4

ingredients

100g/4oz low-fat cottage cheese
50g/2oz low-fat mayonnaise
50g/2oz onion, finely diced
50g/2oz celery, finely diced)
¼ teaspoon celery seed
¼ teaspoon salt
1 teaspoon Dijon mustard
8 eggs, hard-boiled, halved with
yolks removed
2 tablespoons chopped fresh
flat-leaf parsley

- In a medium bowl, beat the cottage cheese and mayonnaise until fluffy. Add all the remaining ingredients, except for the egg white halves and the parsley, and beat well once again.
- Stuff the eggs with the devilled mixture, and chill until needed.
- Just before serving, scatter the eggs with the parsley.

Note If you like, you can use the egg yolks in the devilled mixture. Simply chop finely and add with the other ingredients – although this will increase the calories.



Pineapple boats

serves 6

ingredients

1 pineapple
225g/8oz low-fat cottage
cheese
1 red pepper, seeded and
chopped
1 fresh green chilli, seeded and
chopped
salt and freshly ground
black pepper

- Cut the pineapple into six wedges, then cut most of the flesh from the skin and roughly chop, discarding any tough central core. Reserve the wedges of skin.
- Put the pineapple flesh in a bowl with the cottage cheese, red pepper and chilli. Mix well and season with salt and black pepper.
- Lay the wedges of pineapple skin flesh-side down on a work surface. Spoon the cheese mixture onto the skins, and chill for at least 1 hour before serving.

Tomato & cheese tarts

serves 4

ingredients

2 sheets filo pastry
1 egg white
100g/4oz low-fat soft cheese
handful of fresh basil leaves
3 small tomatoes, sliced
salt and freshly ground
black pepper

- Preheat the oven to 200°C/400°F/ Gas mark 6.
- Brush the sheets of filo pastry lightly with the egg white, and cut into 16 squares, each measuring about 10cm/4in.
- Layer the squares in twos, in eight patty tins. Spoon the cheese into the pastry cases.
- Season with salt and pepper, and top with the basil leaves.
- Arrange the tomatoes on the tarts, and season again with salt and pepper. Bake for 10–12 minutes until golden. Serve warm.



Succotash

serves 4–6

ingredients

4 tablespoons vegetable oil
500g/1lb 2oz lean smoked
bacon rashers, cut into
squares
1 large onion, finely sliced
3 garlic cloves, finely chopped
1 red pepper, seeded and
chopped
1 green pepper, seeded and
chopped
900g/2lb canned red kidney
beans, drained
1.4kg/3lb sweetcorn kernels
3 tomatoes, diced
150g/5oz Parmesan cheese,
freshly grated

- Heat the oil in a heavy saucepan over a high heat, and sauté the bacon until browned.
- Reduce the heat and add the onion, garlic, peppers, kidney beans and sweetcorn. Pour in 350ml/12fl oz water. Stir well.
- Simmer the succotash over a low heat for 15 minutes, then add the tomatoes. Continue to simmer for a further 20 minutes or until the sauce has reduced.
- Sprinkle the succotash with the cheese, and serve hot.

Szechuan beaten chicken

serves 4

ingredients

- 2 chicken quarters
- 1 cucumber, seeded if necessary
and cut into matchsticks

For the sauce

- 2 tablespoons light soy sauce
- 1 teaspoon granulated sugar
- 1 tablespoon finely chopped
spring onions
- 1 teaspoon red chilli oil
- ½ teaspoon ground black pepper
- 1 teaspoon sesame seeds
- 2 tablespoons smooth peanut
butter, creamed with a little
sesame oil (see note)

- Bring 1 litre/1¾pt water to a rolling boil in a wok or a large heavy saucepan. Add the chicken quarters, reduce the heat, cover and poach for 30–35 minutes.
- Remove the chicken from the wok or pan, and immerse in a bowl of cold water for at least 1 hour to cool, ready for shredding.
- Remove the chicken pieces from the bowl, drain and pat dry with kitchen paper. Take the meat off the bones. On a flat work surface, pound the chicken with a rolling pin, then tear the meat into shreds using two forks. Mix the chicken with the cucumber, and arrange in a serving dish.
- To serve, mix together all the sauce ingredients until thoroughly combined, and pour over the chicken and cucumber in the serving dish.

Note Sesame oil is very pungent and strong-tasting, so a little of it goes a long way. Use sparingly, adding just a very little at a time, when creaming with the peanut butter, so that it does not overpower the other flavours. You should not need more than a teaspoon or so.

Salads

Although salads are traditionally associated with the summer months, there are many salad recipes that can be just as tempting at chillier times of year. While salads can sometimes provide a meal in themselves, many of these salads are suitable to serve as starters to a three-course dinner or as accompaniments to main courses. This chapter contains such classics as Caesar salad and *salade niçoise*, as well as recipes using a diverse range of ingredients, such as Spicy Noodle Salad and Tuscan Bean and Tuna Salad.

Refer to pages 725–727 for ideas for mayonnaises and dressings to serve with your salads.

Spinach, feta & pear salad

serves 4

ingredients

2 dessert pears such as Comice,
peeled, cored and sliced
4 tablespoons walnut oil
100g/4oz baby spinach leaves
175g/6oz feta cheese, diced
75g/3oz walnut pieces
1 teaspoon freshly squeezed
lemon juice
freshly ground black pepper

- Toss the pears in a little of the oil.
- In a large salad bowl, combine the spinach, feta cheese and walnut pieces. Gently stir in the pears.
- Whisk together the lemon juice and remaining oil, and season with pepper. Drizzle over the salad.
- Refrigerate, covered, until required.



Grilled artichoke salad

serves 4

ingredients

400g/14oz canned artichoke
hearts, drained and halved
olive oil for brushing
3 Little Gem lettuces
salt and freshly ground
black pepper

For the dressing

200ml/7fl oz extra virgin
olive oil
200ml/7fl oz grapeseed oil
125ml/4fl oz white wine vinegar
pinch of granulated sugar
pinch of mustard powder
2 garlic cloves, crushed

- Preheat the grill until hot. Season the artichoke hearts with salt and pepper, and brush with olive oil. Grill until charred round the edges.
- To make the dressing, put the oils, vinegar, sugar, mustard powder and garlic into a large screwtop glass jar. Seal the jar and shake well. Season with salt and pepper.
- Toss the lettuces in the dressing with the artichokes, and serve.

Tuscan bean & tuna salad

serves 4

ingredients

- 1 small onion, finely chopped
- 2 x 400g/14oz cans butter beans, drained
- 2 tomatoes, cut into wedges
- 175g/6oz canned tuna in oil, drained
- 2 tablespoons chopped fresh flat-leaf parsley

For the dressing

- 2 tablespoons olive oil
- 1 tablespoon freshly squeezed lemon juice
- 2 teaspoons clear honey
- 1 garlic clove, crushed

- Put the onion and butter beans in a bowl, and mix well. Add the tomatoes. Flake the tuna with a fork, and add it to the mixture together with the parsley.
- To make the dressing, mix together the oil, lemon juice, honey and garlic in a screwtop glass jar. Seal the jar tightly, and shake until the dressing thickens.
- Pour the dressing over the salad. Toss the ingredients together, and serve straight away.



Prawn salad

serves 3–4

ingredients

- 900g/2lb raw prawns
- 100g/4oz celery, finely chopped
- 450g/1lb canned pineapple chunks, drained
- 75g/3oz raisins
- 125ml/4fl oz mayonnaise
- 2 teaspoons curry powder
- 4 pitta breads
- 4 leaves of lettuce

- Bring a saucepan of water to the boil, add the prawns and cook for 3–5 minutes until the prawns turn pink. Drain and rinse with cold water. Peel and devein the prawns.
- In a bowl, combine the prawns and the remaining ingredients, except the pitta bread and lettuce. Refrigerate for at least 1 hour before serving.
- Serve the prawn salad in the pitta bread with the lettuce leaves.

Classic Caesar salad

serves 6

ingredients

1 small baguette
 2 tablespoons olive oil
 2 garlic cloves, halved
 4 back bacon rashers, trimmed
 of fat
 2 Cos lettuces
 10 anchovy fillets in oil, drained
 and halved lengthways
 100g/4oz Parmesan cheese,
 freshly grated

For the dressing

1 egg yolk
 2 garlic cloves, crushed
 2 teaspoons Dijon mustard
 2 anchovy fillets in oil, drained
 2 tablespoons white wine vinegar
 1 tablespoon Worcestershire sauce
 175ml/6fl oz olive oil
 salt and freshly ground
 black pepper

- Preheat the oven to 180°C/350°F/Gas mark 4.
- To make the croûtons, cut the baguette into 15 thin slices, and brush both sides of each slice with the oil. Spread the slices out on a baking tray, and bake for 10–15 minutes until golden brown. Leave to cool slightly, then rub each side of each slice of bread with the cut edge of a garlic clove. Cut each slice into small cubes.
- Cook the bacon under a hot grill until crisp. Drain on kitchen paper until cooled, then break into chunky pieces.
- Tear the lettuce leaves into pieces, and put in a large serving bowl with the bacon, anchovies, croûtons and Parmesan.
- For the dressing, put the egg yolks, garlic, mustard, anchovies, vinegar and Worcestershire sauce in a blender or food processor. Season with salt and pepper, and process for 20 seconds or until smooth. With the motor running, gradually add the oil in a thin stream until the dressing is thick and creamy.
- Drizzle the dressing over the salad, and toss very gently until well distributed. Serve immediately.

Mussel salad

serves 4–6

ingredients

450g/1lb new potatoes	2 bay leaves
900g/2lb black mussels	pinch of saffron threads
175ml/6fl oz dry white wine	4 tablespoons sour cream
1 small onion, sliced	2 teaspoons chopped fresh parsley
2 sprigs of fresh thyme	salt and ground black pepper

- Put the potatoes in a pan of cold, lightly salted water. Bring to the boil, then reduce the heat and simmer for 20 minutes or until tender. Drain and leave to cool.
- Scrub the mussels with a stiff brush and pull out the hairy beards. Discard any broken mussels, or open ones that don't close when tapped on the work surface. Rinse well. Put the wine, onion, thyme, bay leaves and half the mussels in a saucepan with a tight-fitting lid. Cover and cook over a high heat, stirring once, for 4–5 minutes until the mussels start to open. Remove the mussels as they open (discard any that remain closed). Cook the remaining mussels the same way and leave to cool.
- Reserve 125ml/4fl oz of the mussel cooking liquid and strain. While it is still warm, stir in the saffron. Whisk in the sour cream and season well.
- Cut the potatoes into quarters. Remove the mussels and discard the shells. Combine the potatoes and mussels in a bowl, and add the saffron dressing. Sprinkle with the parsley, and serve immediately.



Spicy noodle salad

serves 4

ingredients

250g/9oz cooked rice noodles	• In a large bowl, mix the noodles with the broccoli and mangetout, and toss with the sesame oil, plum sauce and soy sauce.
175g/6oz broccoli, blanched	• Sprinkle with the spring onions and chillies, and serve.
175g/6oz mangetout, blanched	
2 teaspoons sesame oil	
2 tablespoons plum sauce	
4 tablespoons soy sauce	
sliced spring onions, to serve	
chopped fresh red chillies, to serve	

Waldorf chicken salad

serves 4

ingredients

500g/1lb 2oz red apples
3 tablespoons freshly squeezed
lemon juice
150ml/5fl oz mayonnaise
1 bunch of celery, thinly sliced
4 shallots, sliced
1 garlic clove, crushed
75g/3oz walnuts, chopped
500g/1lb 2oz skinless lean
cooked chicken, cubed
1 Cos lettuce
salt and ground black pepper

- Quarter, core and dice the apples. Put the diced apple in a bowl with the lemon juice and 1 tablespoon of the mayonnaise. Cover with cling film; leave for 40 minutes.
- Add the celery, shallots, garlic and walnuts to the apple, mix then add the remaining mayonnaise and blend thoroughly. Add the chicken and mix well.
- Line a salad bowl with the lettuce leaves. Pile the chicken salad into the centre, season and serve.



Asparagus & potato salad

serves 6

ingredients

450g/1lb small waxy potatoes
125ml/4fl oz extra virgin olive oil
2 shallots, finely chopped
4 tablespoons white wine vinegar
900g/2lb fresh asparagus tips or
young asparagus, trimmed

225g/8oz young spinach leaves,
rinsed and drained
salt and freshly ground
black pepper

- Preheat the oven to 220°C/425°F/Gas mark 7.
- Put the potatoes in a roasting tin, drizzle with 1 tablespoon of the oil and season with salt and pepper. Roast for 20–30 minutes until just soft to the centre, then cool.
- Meanwhile, in a small bowl, whisk together some salt, pepper, the shallots, vinegar and the remaining oil. Slice the potatoes thickly, put into a large bowl, pour the dressing over and marinate for 10 minutes.
- Cook the asparagus in lightly salted boiling water for 3–4 minutes. Drain carefully, and put into a bowl of ice-cold water to retain the colour and stop the spears cooking further. Drain again, then add to the potatoes with the spinach. Toss together carefully, and serve.

Crab & crispy noodles

serves 4–6

ingredients

vegetable oil for deep-frying
50g/2oz Chinese rice noodles
2 cooked crabs
100g/4oz alfalfa sprouts
1 small iceberg lettuce
4 sprigs of fresh coriander,
chopped
1 tomato, peeled and diced
4 sprigs of fresh mint, roughly
chopped

For the dressing

50ml/2fl oz vegetable oil
1 tablespoon sesame oil
½ fresh red chilli, seeded and
finely chopped
1 piece preserved stem ginger in
syrup, cut into strips, drained,
and 2 teaspoons syrup reserved
2 teaspoons light soy sauce
juice of ½ lime

- To make the dressing, combine the vegetable and sesame oils in a bowl. Add the chilli, ginger and syrup, soy sauce and lime juice.
- Heat the oil in a wok over a high heat. Fry the noodles, one handful at a time, until crisp. Lift out and drain on kitchen paper.
- Flake the white crabmeat into a bowl, and mix well with the alfalfa sprouts. Put the lettuce, coriander, tomato and mint in a serving bowl, pour the dressing over and toss lightly. Place a nest of noodles on top, then add the crabmeat and alfalfa sprouts. Serve.

Simple bean salad

serves 6

ingredients

2 tablespoons olive oil
2 garlic cloves, sliced
2 x 400g/14oz cans flageolet
beans, drained and rinsed
extra virgin olive oil for drizzling
2 tablespoons basil pesto
freshly squeezed lemon juice
salt and freshly ground
black pepper
small handful of fresh basil
leaves

- Heat the oil in a small heavy pan. Sauté the garlic until golden but not scorched. Stir in the beans, then leave to marinate in the oil for 10–15 minutes.
- When ready to serve, drizzle a little oil over until the beans are generously coated, then add the pesto sauce and lemon juice to taste. Season with salt and pepper, then stir in the basil leaves. Serve straight away.

Tomato & bean salad

serves 10

ingredients

225g/8oz broad beans
225g/8oz French beans, topped
and tailed
150ml/5fl oz olive oil
1 garlic clove, crushed
2 tablespoons lemon juice
3 tablespoons chopped
fresh basil leaves
100g/4oz mozzarella cheese,
diced
700g/1½lb cherry tomatoes,
halved
salt and freshly ground
black pepper

- Cook the broad beans in lightly salted boiling water for about 3 minutes, then drain.
- Cook the French beans in lightly salted boiling water for 7–10 minutes, then drain.
- Put the oil, garlic and lemon juice in a blender or food processor, and whiz to combine. Stir in the chopped basil and seasoning.
- Mix together the beans, mozzarella and tomatoes. Pour the dressing over and stir to coat completely. Cover and marinate for at least 1 hour before serving.



Crab, melon & cucumber

serves 4

ingredients

2 tablespoons white wine
vinegar
150ml/5 fl oz olive oil
salt and ground black pepper
2 tablespoons pickled ginger,
chopped
2.5cm/1 in piece of fresh root
ginger, peeled and grated
225g/8oz fresh cooked white
crabmeat, flaked
1 large head chicory, trimmed
and leaves separated
½ cucumber, seeded and pared
into ribbons
1 charentais melon, peeled,
seeded and cut into quarters

- Whisk together the vinegar and oil, and season with salt and pepper. In a bowl, toss the crabmeat in half the dressing. Add the pickled ginger and root ginger.
- Arrange a few chicory leaves, cucumber ribbons and a melon quarter on each of four serving plates. Spoon the crabmeat and remaining dressing over the top, and serve.

Black bean & salsa salad

serves 4

ingredients

425g/15oz canned sweetcorn kernels, drained
 425g/15oz canned black beans, drained
 200g/7oz celery, chopped
 100g/4oz onion, chopped
 50g/2oz fresh coriander, chopped
 175g/6oz ready-prepared salsa
 25ml/1fl oz red wine vinegar

- Put the sweetcorn, beans, celery, onion and coriander in a large bowl, and mix well. Blend the salsa and vinegar together. Pour over the salad, and toss well.
- Cover and refrigerate for at least 1 hour before serving.



Tofu salad

serves 4

ingredients

225g/8oz firm tofu, cut into 2cm³/₄in cubes
 100g/4oz mangetout, cut into 3cm/1¹/₄in lengths
 2 small carrots, cut into matchsticks
 100g/4oz red cabbage, finely shredded
 2 tablespoons chopped peanuts

For the marinade

2 teaspoons sweet chilli sauce
¹/₂ teaspoon grated fresh root ginger
 1 garlic clove, crushed
 2 teaspoons light soy sauce
 2 tablespoons olive oil

- To make the marinade, put the chilli sauce, ginger, garlic, soy sauce and oil in a screwtop glass jar, and shake well.
- Put the tofu in a medium bowl, pour the marinade over and stir. Cover with cling film and refrigerate for 1 hour.
- Put the mangetout in a small pan, pour boiling water over and leave to stand for 1 minute, then drain and plunge into ice-cold water. Drain well.
- Add the mangetout, carrots and cabbage to the tofu, and toss together lightly. Transfer the salad to a serving bowl, sprinkle with the peanuts and serve immediately.

Saffron rice salad

serves 8

ingredients

1 teaspoon saffron threads	2 tablespoons olive oil
6 green cardamom pods	squeeze of lemon juice
6 cloves	50g/2oz flaked almonds, toasted
1 cinnamon stick	salt and freshly ground
450g/1lb basmati rice	black pepper

- Put the saffron in a small bowl with 3 tablespoons boiling water, and leave to infuse while the rice is cooking.
- Pour 1 litre/1¾pt cold water into a pan, season with salt and bring to the boil. Add the spices and rice. Return to the boil, stir with a fork, reduce the heat, cover and simmer for 10 minutes. Stir the rice again, then pour in the saffron liquid without stirring. Cook for a further 5–10 minutes until all of the liquid is absorbed and the rice is tender.
- Put the rice in a bowl and fluff up the grains with a fork. Stir in the oil and lemon juice, and leave to cool. Transfer to a large serving plate, season with salt and pepper, and sprinkle with the almonds.



Borlotti bean salad

serves 4

ingredients

700g/1½lb canned cooked borlotti beans, drained	• Put the beans in a saucepan; cover with cold water. Add the garlic and sage leaves. Bring to the boil, and simmer for 5 minutes. Drain, then season with salt and pepper.
2 garlic cloves	• Combine the vinegar and mustard, and season. Slowly whisk in the olive oil.
2 tablespoons fresh sage leaves	• Toss the beans with two-thirds of the dressing. Toss the rocket leaves in the remainder of the dressing.
1 tablespoon red wine vinegar	• Divide the dressed leaves between four serving plates. Spoon the beans over the leaves, and serve with the bean juices over the top.
2 tablespoons French mustard	
5 tablespoons extra virgin olive oil	
250g/9oz rocket leaves	
salt and freshly ground black pepper	

Greek salad

serves 8

ingredients

4 large beefsteak tomatoes,
about 700g/1½lb in total
1 large cucumber
2 red onions
1 Cos lettuce
100g/4oz pitted black olives
225g/8oz feta cheese

For the dressing

125ml/4fl oz olive oil
50ml/2fl oz lemon juice
3 tablespoons chopped fresh
coriander leaves
pinch of granulated sugar
salt and ground black pepper

- Cut the tomatoes into bite-size chunks, discarding the cores. Cut the cucumber in half crossways, then cut a cross in the end of each piece and cut into quarters. Cut the quarters crossways into bite-size pieces. Peel the onions and cut into thin wedges. Shred the lettuce.
- Whisk the dressing ingredients together in a jug. Put all the salad vegetables in a large bowl, add the olives and toss the ingredients together using your hands.
- Pour the dressing over, and toss gently to mix, then crumble over the feta cheese. Serve immediately.



Warm pasta & crab

serves 6

ingredients

200g/7oz spaghetti
2 tablespoons olive oil
25g/1oz butter
3 x 200g/7oz canned cooked
crabmeat, drained
1 red pepper, cut into thin strips
2 teaspoons finely grated
lemon zest
3 tablespoons freshly grated
Parmesan cheese
2 tablespoons chopped fresh
chives
3 tablespoons chopped fresh
flat-leaf parsley
salt and ground black pepper

- Break the spaghetti in half, and cook in a large pan of lightly salted rapidly boiling water until al dente. Drain.
- Put the spaghetti in a large serving bowl, and toss with the oil and butter. Add the remaining ingredients, and toss to combine.
- Season with salt and pepper, and serve warm.

Tuna & bean salad

serves 4

ingredients

200g/7oz canned tuna in oil
4 spring onions, sliced
2 celery sticks, chopped
400g/14oz canned cannellini
beans, drained and rinsed
1 tablespoon drained capers
2 tablespoons chopped fresh
flat-leaf parsley

For the vinaigrette

2 tablespoons balsamic vinegar
3 tablespoons orange juice
juice of 2 limes
several dashes of Tabasco sauce
2 garlic cloves, crushed
1 tablespoon caster sugar

- To make the vinaigrette, put all the ingredients in a screwtop glass jar, seal tightly and shake well.
- To make the salad, put the tuna in a bowl and flake with a fork. Toss in the spring onions and celery, then stir in the beans and capers.
- Pour the vinaigrette over, add the parsley and toss to distribute the dressing evenly. Cover and chill until ready to serve.



Greek cucumber salad

serves 4

ingredients

1 cucumber
1 teaspoon salt
3 tablespoons finely chopped
fresh mint
1 garlic clove, crushed
1 teaspoon caster sugar
200ml/7fl oz Greek-style yogurt

- Peel the cucumber and cut in half lengthways. Remove the seeds with a teaspoon and discard. Slice the cucumber thinly. Put in a bowl, and sprinkle with the salt. Toss through, and leave for at least 15 minutes.
- Combine the mint, garlic, sugar and yogurt in another bowl.
- Rinse the cucumber in a sieve under cold running water to flush away the salt.
- Drain well and combine with the yogurt mixture. Chill for 15 minutes and serve.

Salad niçoise

serves 4

ingredients

3 eggs	1 cucumber, cut into 5cm/2in lengths
2 vine-ripened tomatoes	1 celery stick, cut into 5cm/2in lengths
175g/6oz baby green beans, trimmed	¼ large red onion, thinly sliced
125ml/4fl oz olive oil	350g/12oz canned tuna, drained
2 tablespoons white wine vinegar	12 pitted black olives
1 garlic clove, halved	2 x 175g/6oz cans anchovy fillets in oil, drained
350g/12oz iceberg lettuce heart, cut into 8 wedges	2 teaspoons baby capers, drained
1 red pepper, seeded and thinly sliced	12 small fresh basil leaves

- Put the eggs in a saucepan of cold water. Bring to the boil, then reduce the heat and simmer for 10 minutes. Stir during the first few minutes to centre the yolks. Cool under cold water, then peel and cut into quarters. Meanwhile, score a cross in the base of each tomato, and put in a bowl of boiling water for 10 seconds. Plunge into cold water and peel away from the cross. Cut each tomato into eight sections.
- Cook the beans in a saucepan of boiling water for 2 minutes, rinse under cold water, then drain.
- For the dressing, put the oil and vinegar in a screwtop glass jar, seal tightly and shake to combine.
- Rub the garlic over the bottom and sides of a platter. Arrange the lettuce over the bottom. Layer the egg, tomato, beans, red pepper, cucumber and celery over the lettuce. Scatter the onion and tuna over them, then the olives, anchovies, capers and basil. Drizzle the salad with the dressing, and serve.

Thai noodle salad

serves 4

ingredients

250g/9oz thin instant noodles
450g/1lb cooked large prawns,
peeled, deveined and halved
lengthways
5 spring onions, sliced
2 tablespoons chopped fresh
coriander leaves
1 red pepper, chopped
100g/4oz mangetout, sliced

For the dressing
2 tablespoons grated fresh
root ginger
2 tablespoons light soy sauce
2 tablespoons sesame oil
75ml/3fl oz red wine vinegar
1 tablespoon sweet chilli sauce
2 garlic cloves (crushed)
75ml/3fl oz kecap manis

- To make the dressing, put the ingredients in a large bowl, and whisk together with a fork.
- Cook the noodles in a large pan of boiling water for 2 minutes, then drain well. Add to the dressing and mix well. Leave to cool.
- Add the prawns and remaining ingredients to the noodles, and toss through gently. Serve at room temperature.



Couscous & haddock salad

serves 2

ingredients

175g/6oz couscous
100g/4oz cooked, flaked
smoked haddock
50g/2oz cooked green peas
pinch of curry powder
2 spring onions, sliced
1 small egg, hard-boiled and
chopped
2 tablespoons olive oil
2 tablespoons freshly squeezed
lemon juice
salt and freshly ground
black pepper

- Cook the couscous according to the packet instructions.
- Mix the couscous with the haddock, peas, curry powder, spring onions and chopped egg.
- Toss with the olive oil and lemon juice, and season with plenty of salt and pepper. Serve.

Thai beef salad

serves 4–6

ingredients

vegetable oil for frying
 450g/1lb lean rump steak
 3 tablespoons freshly squeezed lime juice
 3 tablespoons Thai fish sauce
 1 tablespoon granulated sugar
 4 shallots, thinly sliced
 2 garlic cloves, crushed
 2 fresh red chillies, seeded and finely sliced
 6–8 lettuce leaves
 1 tablespoon chopped fresh coriander leaves
 1 tablespoon chopped fresh chives
 ½ cucumber, peeled and cut into slices 5mm/¼in thick
 2 tomatoes, cut into eighths

- Preheat the oven to 240°C/450°F/Gas mark 8.
- Heat a little oil in a flameproof dish until it is very hot. Add the meat and brown it quickly over a fierce heat. Transfer to the oven, and roast for 10–15 minutes.
- Leave to rest for at least 5 minutes, then slice thinly.
- Mix together the lime juice, fish sauce and sugar, stirring until the sugar has dissolved. Add the shallots, garlic and chillies.
- Make a bed of lettuce on a serving dish, and pile the beef in the centre. Spoon the dressing over and scatter with coriander and chives. Arrange the cucumber and tomato wedges around the edge of the salad, and serve.



Curly endive salad

serves 4

ingredients

½ curly endive
 ½ small onion, very thinly sliced
 grated zest and juice of ½ lemon
 1 teaspoon clear honey
 2 teaspoons walnut oil
 salt and freshly ground black pepper

- Tear the curly endive into neat pieces, and put in a large salad bowl. Scatter the onion over.
- Whisk together the lemon zest, juice, honey, oil and 2 teaspoons water. Season with salt and pepper, and whisk again.
- Drizzle the dressing over the endive, and serve.

Smoked mackerel salad

serves 6

ingredients

- | | |
|---|---|
| 450g/1lb new potatoes, halved lengthways | ½ cucumber, seeded and diced |
| 4 tablespoons extra virgin olive oil | 75g/3oz watercress |
| 3 smoked mackerel fillets, skinned and broken into strips | 2 teaspoons horseradish sauce |
| 250g/9oz cherry tomatoes, halved | 2 tablespoons white wine vinegar salt and freshly ground black pepper |

- Put the potatoes in a pan of cold water, cover and bring to the boil. Cook for 10 minutes or until tender. Drain well, tip back into the pan and add 1 tablespoon of the oil. Season well with salt and pepper. Cover the pan and shake well to mix. Spoon the potatoes into a large bowl.
- Add the mackerel, tomatoes and cucumber, and top with the watercress and a pinch of salt and pepper.
- Mix together the horseradish, remaining oil and the vinegar in a bowl, and season well with salt and pepper.
- Pour the dressing over the salad. Toss gently, and serve.



Chinese prawn salad

serves 6

ingredients

- | | |
|---|---|
| 175g/6oz beansprouts | • Put the beansprouts in a bowl with the pepper and prawns. |
| 1 small red pepper, chopped | • Mix together the remaining ingredients except the lettuce and spring onion, and pour over the prawn mixture. Toss well. |
| 100g/4oz peeled and deveined cooked prawns | • Put a lettuce leaf in the bottom of each of six individual bowls. Spoon some prawn mixture on to each lettuce leaf, and scatter the spring onion over the top. Serve. |
| 2 teaspoons light soy sauce | |
| 2 teaspoons white wine vinegar | |
| ½ teaspoon granulated sugar | |
| 2 tablespoons sesame oil salt and freshly ground black pepper | |
| 6 large lettuce leaves | |
| 1 spring onion, chopped | |

Tomato & spring onion salad

serves 4

ingredients

8 ripe tomatoes
 3 spring onions, finely sliced
 1 tablespoon olive oil
 1 tablespoon white wine vinegar
 ½ teaspoon granulated sugar
 salt and freshly ground
 black pepper

- Put the tomatoes in a bowl of just-boiled water for 30 seconds. Remove with a slotted spoon, then peel off and discard the skin. Cut the flesh into wedges.
- Put the tomatoes in a dish, and sprinkle with the spring onions.
- Whisk together the remaining ingredients and drizzle over the top. Leave to stand for 30 minutes before serving.



Pear & grape salad

serves 4

ingredients

2 teaspoons skimmed milk
 225g/8oz low-fat cottage
 cheese, whipped
 1 teaspoon granulated sugar
 2 large pears, halved, peeled
 and cored
 8 iceberg lettuce leaves
 20 seedless white grapes, halved

- Mix the milk with the cottage cheese and sugar, and blend until of a spreading consistency.
- Put the pear halves on the lettuce leaves, cut side down, and frost generously with the cottage cheese.
- Press the grapes, cut side down, into the cottage cheese.
- Chill the salad for at least 20 minutes before serving.


Baked seafood salad

serves 6

ingredients

1 small green pepper, seeded and chopped
1 small onion, chopped
225g/8oz celery, chopped
450g/1lb cooked crabmeat
450g/1lb small cooked scallops
225g/8oz low-fat sour cream
1 teaspoon salt
1 teaspoon Worcestershire sauce
225g/8oz coarse breadcrumbs
25g/1oz margarine

- Preheat the oven to 180°C/350°F/Gas mark 4.
- Mix all the ingredients except the breadcrumbs and margarine in a casserole dish. Sprinkle the breadcrumbs over the top, and dot with the margarine. Bake for 30 minutes, and serve warm.



Brown rice & chicken salad

serves 8

ingredients

450g/1lb brown rice
450g/1lb lean skinless cooked chicken, diced
12 spring onions, sliced
2 celery sticks, chopped
2 green peppers, seeded and chopped
100g/4oz black olives, pitted and halved
50g/2oz pimiento, minced
100g/4oz cherry tomatoes, halved
100g/4oz fresh flat-leaf parsley, chopped
100g/4oz radishes, sliced
50ml/2fl oz olive oil
50ml/2fl oz white wine vinegar

- In a covered saucepan, cook the rice in 450ml/¾pt water over a medium heat for about 25 minutes or until the liquid is absorbed and the rice is fluffy. Remove from the heat and leave to cool.
- Add all the remaining ingredients and toss well. Serve.

Nutty rice salad

serves 4

ingredients

175g/6oz long-grain rice
 50g/2oz frozen peas
 50g/2oz raisins
 50g/2oz toasted flaked almonds
 2 tablespoons sunflower oil
 1 tablespoon white wine vinegar
 salt and freshly ground
 black pepper

- In a covered saucepan, cook the rice in 175ml/6fl oz water over a medium-high heat for about 20 minutes. Add the peas and cook for a further 5 minutes. Drain, rinse with cold water, and drain again. Empty into a salad bowl.
- Add the raisins, almonds, oil and vinegar. Season with salt and pepper. Toss well and serve.



Rocket salad

serves 4

ingredients

1 slice white bread, cubed
 1 garlic clove, quartered
 1 tablespoon low-fat spread
 100g/4oz rocket leaves
 1 sprig of fresh coriander, leaves
 picked
 1 sprig of fresh flat leaf parsley,
 leaves picked
 1 red onion, sliced
 1 tablespoon tarragon vinegar
 salt and freshly ground
 black pepper

- Put the bread, garlic and low-fat spread in a small heavy frying pan over a gentle heat, and toss until golden. Remove from the heat, discard the garlic and drain the croûtons on kitchen paper.
- Put the rocket, coriander and parsley in a small salad bowl. Scatter the onion and croûtons over the top of the greens. Sprinkle with the vinegar, and season well with salt and pepper. Serve.

Beetroot & orange salad

serves 4

ingredients

- 1 Little Gem lettuce, leaves separated
- 2 oranges
- 2 large cooked beetroot, diced
- 1 tablespoon orange juice
- 1 teaspoon balsamic vinegar
- salt and freshly ground black pepper

- Divide the lettuce leaves evenly among four small serving plates.
- Holding the oranges over a bowl, remove all the pith and zest. Cut the flesh into segments. Squeeze any juice from the membranes into the bowl, then discard them.
- Pile the beetroot in the centre of the lettuce leaves with the orange segments surrounding them.
- Add the orange juice to the bowl with the vinegar. Season with salt and pepper. Spoon the dressing over the beetroot, and serve.



Hot potato & bean salad

serves 4

ingredients

- 450g/1lb potatoes, scrubbed and diced
- 100g/4oz French beans, topped and tailed, cut into short lengths
- 75ml/3fl oz low-fat crème fraîche
- 2 teaspoons chopped fresh mint
- salt and freshly ground black pepper

- Cook the potatoes in lightly salted boiling water for 5 minutes.
- Add the beans to the potatoes, and cook for a further 5–10 minutes until the potatoes are tender. Drain and return to the pan.
- Add the crème fraîche and mint, and season with salt and pepper. Toss gently, and serve warm.

Fresh salad with raspberry vinaigrette

serves 10

ingredients

1 bunch watercress, torn
2 heads Bibb lettuce, torn into
bite-size pieces
450g/1lb mushrooms, sliced
425g/15oz canned artichoke
hearts, drained
1 bunch white radishes, sliced
225g/8oz fresh raspberries

- Put the watercress, lettuce, mushrooms, artichoke hearts and radishes in a large bowl.
- Shake the vinaigrette ingredients together in a screwtop glass jar, and drizzle over the salad. Toss well. Serve with the raspberries scattered over the top.

For the vinaigrette

125ml/4fl oz raspberry vinegar
½ teaspoon salt
225g/8oz olive oil
½ teaspoon Dijon mustard
½ teaspoon freshly ground
black pepper



Beetroot & chive salad

serves 4

ingredients

4 cooked beetroot, chopped
2 tablespoons low-fat crème
fraîche
1 tablespoon snipped fresh
chives
salt and freshly ground
black pepper

- Put the beetroot in a bowl. Add the crème fraîche, and season with salt and pepper.
- Sprinkle over the chives, toss and serve immediately.

Mustard carrot salad

serves 4

ingredients

450g/1lb carrots, coarsely
grated
25g/1oz low-fat spread
1 tablespoon mustard seeds
1 tablespoon freshly squeezed
lemon juice
salt and freshly ground
black pepper

- Put the carrots in a salad bowl, and season with salt and pepper.
- Melt the low-fat spread in a frying pan over a medium heat, and add the mustard seeds.
- When they start to pop, add the lemon juice, stir and pour over the salad. Toss well and serve straight away, while still warm.



Banana & pecan salad

serves 6

ingredients

50g/2oz finely chopped lean
back bacon
50g/2oz pecan nuts, chopped
200g/7oz banana, sliced
300g/11oz celery, sliced
½ lime, thinly sliced
250g/9oz low-fat Greek-style
yogurt
6 lettuce leaves

- Grill the bacon until crisp, then cut into small pieces.
- Mix together the bacon, pecan nuts, banana, celery, lime and yogurt in a bowl.
- Put a lettuce leaf on the bottom of each of six individual bowls, and divide the mixture between each bowl. Serve.

Turnip salad

serves 4

ingredients

350g/12oz turnips
 2 spring onions, white part only,
 chopped
 1 tablespoon caster sugar
 pinch of salt
 2 tablespoons horseradish cream
 2 teaspoons caraway seeds

- Peel, slice and shred the turnips. Add the spring onions, sugar and salt, then rub together with your hands to soften the turnip.
- Fold in the horseradish cream and caraway seeds, and serve.



Cranberry cream salad

serves 6

ingredients

75g/3oz cherry elatine
 225ml/8fl oz hot water
 450g/1lb cranberry sauce
 100g/4oz celery, diced
 50g/2oz raisins
 225g/8oz low-fat sour cream

- Dissolve the gelatine in the hot water, and chill until slightly thickened. Fold the cranberry sauce into the gelatine, and add the celery and raisins.
- Fold in the sour cream, and pour the mixture into a mould. Chill until firm, then turn out and serve.

Basque tomatoes

serves 8

ingredients

- 8 firm ripe tomatoes
- 100g/4oz fresh flat-leaf parsley, chopped
- 1 garlic clove, crushed
- 1 teaspoon salt
- 1 teaspoon granulated sugar
- ¼ teaspoon coarse-ground black pepper
- 100g/4oz black olives
- 50ml/2fl oz olive oil
- 2 tablespoons tarragon vinegar
- 1 teaspoon Dijon mustard

- Slice the tomatoes, spread them in a shallow dish and sprinkle with the parsley.
- Combine the remaining ingredients in a bowl, mix well and pour over the tomatoes. Cover with cling film, and refrigerate for at least 2 hours before serving.



Spinach & bacon salad

serves 4

ingredients

- 1 slice white bread, crusts removed
- 1 tablespoon low-fat spread
- 3 rashers rindless streaky back bacon, diced
- 175g/6oz spinach leaves, torn into pieces
- 1 small onion, thinly sliced and separated into rings
- 1 tablespoon olive oil
- 2 teaspoons red wine vinegar
- 1 teaspoon Worcestershire sauce
- freshly ground black pepper

- Spread the bread with the low-fat spread on both sides, and cut into small dice.
- Sauté the bread cubes in a frying pan until golden. Remove from the pan, and drain on kitchen paper.
- Wipe out the pan, add the bacon and fry until crisp. Remove from the pan. Drain on kitchen paper.
- Put the spinach in a salad bowl with the onion. Whisk together the oil, vinegar, Worcestershire sauce and some pepper.
- Drizzle the dressing over the salad, and top with the croûtons.

Bamboo shoot salad

serves 4

ingredients

400g/14oz canned whole bamboo shoots
 25g/1oz long-grain rice
 2 tablespoons chopped shallots
 1 tablespoon chopped garlic
 3 tablespoons chopped spring onion
 2 tablespoons Thai fish sauce
 2 tablespoons lime juice
 1 teaspoon granulated sugar
 ½ teaspoon dried red chilli flakes
 20 small fresh mint leaves
 1 tablespoon sesame seeds, toasted

- Rinse and drain the bamboo shoots, then slice and set aside in a serving bowl.
- Dry-roast the rice in a heavy frying pan until it is golden brown. Remove and grind to fine crumbs using a mortar and pestle.
- Tip the ground rice into a bowl. Add the shallots, garlic, spring onions, fish sauce, lime juice, sugar, chilli flakes and half of the mint leaves. Mix thoroughly.
- Pour over the bamboo shoots, and toss together. Serve the salad sprinkled with the sesame seeds and the remaining mint leaves.



Beansprout & pepper salad

serves 4

ingredients

175g/6oz beansprouts
 1 red pepper, seeded and cut into thin rings
 1 green pepper, seeded and cut into thin rings
 1 onion, thinly sliced and separated into rings

- To make the dressing, put all the ingredients in a screwtop glass jar, add 2 tablespoons water, seal tightly and shake well.
- Mix together the beansprouts, peppers and onion in a large salad bowl. Pour over the dressing, toss gently and serve.

For the dressing

2 tablespoons light soy sauce
 1 tablespoon sherry
 salt and freshly ground black pepper

Fruity pasta & prawn salad

serves 6

ingredients

175g/6oz pasta shells
225g/8oz frozen prawns,
thawed and drained
1 large cantaloupe melon
2 tablespoons olive oil
1 tablespoon tarragon vinegar
2 tablespoons snipped fresh
chives
200g/7oz Chinese leaves,
shredded

- Cook the pasta in lightly salted boiling water until al dente. Drain well and allow to cool.
- Peel the prawns, and discard the shells.
- Halve the melon, and remove the seeds with a teaspoon. Scoop the flesh into balls with a melon baller, and mix with the prawns and pasta.
- Whisk the oil, vinegar and chives together. Pour over the prawn mixture, and toss to coat. Cover and chill for at least 30 minutes.
- Use the Chinese leaves to line a shallow bowl. Pile the prawn mixture onto the leaves, and serve.



Cucumber salad

serves 6

ingredients

3 large cucumbers, peeled and
thinly sliced
1 large red onion, sliced and
separated into rings
125ml/4fl oz white vinegar
3 tablespoons granulated sugar
1 teaspoon salt
¼ teaspoon pepper
¼ teaspoon ground ginger
1 tablespoon snipped fresh
chives

- Layer the cucumbers in a bowl. Add the onion.
- Put the vinegar, sugar, salt, pepper, ginger and chives in a screwtop glass jar. Seal tightly and shake well to combine.
- Pour the dressing over the cucumbers, and refrigerate for at least 1 hour before serving.

Hot bulgur salad

serves 4

ingredients

100g/4oz bulgur wheat
 1 teaspoon salt
 2 tablespoons olive oil
 2 tablespoons freshly squeezed lemon juice
 1 garlic clove, finely chopped
 2 tablespoons chopped fresh flat-leaf parsley
 1 tablespoon chopped fresh mint
 1 teaspoon chopped fresh coriander leaves
 3 ripe tomatoes, chopped
 5cm/2in piece of cucumber, chopped
 1 green pepper, seeded and chopped
 4 black olives, pitted and halved

- Put the bulgur in a pan. Add 250ml/9fl oz boiling water and sprinkle with the salt. Stir and leave to stand for 20 minutes until the bulgur has absorbed all the water.
- Add the oil, lemon juice, garlic, herbs, tomatoes, cucumber and green pepper. Toss over a gentle heat for 1 minute.
- Pile the salad onto individual serving plates, and garnish with the olives before serving.



Banana & chicory salad

serves 4

ingredients

2 bananas, thickly sliced
 grated zest and juice of 1 lemon
 2 heads chicory
 1 tablespoon sunflower oil
 1 teaspoon granulated sugar
 1 tablespoon chopped fresh coriander leaves
 1 tablespoon desiccated coconut, toasted
 salt and freshly ground black pepper

- Toss the bananas in a little of the lemon juice to prevent browning.
- Cut a cone-shaped core out of the base of each chicory head, then separate into leaves. Arrange the leaves on a serving plate, and pile the bananas in the centre.
- Whisk together the remaining lemon juice, zest, oil and sugar. Season with salt and pepper, and whisk again.
- Pour the dressing over the salad. Sprinkle with the coriander and coconut. Serve straight away.

Orange & chicory salad

serves 4

ingredients

1 head radicchio	1 tablespoon raspberry vinegar
1 head chicory	1 tablespoon freshly squeezed orange juice
2 oranges	freshly ground black pepper
75g/3oz raspberries	

- Separate the radicchio into leaves, and tear into small pieces. Cut a cone-shaped core out of the base of the chicory, cut the head into chunks, then separate the layers.
- Cut off all the zest and pith from the oranges. Cut the fruit into thin rounds, then slice each round into quarters. Mix together with the salad leaves, and spoon on to four individual serving plates.
- Scatter over the raspberries, and add a good grinding of pepper. Whisk together the vinegar and orange juice, and drizzle over the salad just before serving.



Broccoli salad

serves 4

ingredients

900g/2lb fresh broccoli
225g/8oz fresh mushrooms, sliced
100g/4oz low-fat sour cream
100g/4oz low-fat mayonnaise
1 teaspoon granulated sugar
pinch of freshly ground black pepper
1 teaspoon grated onion
1 garlic clove, crushed
225g/8oz canned water chestnuts, drained and sliced

- Cut off and discard the tough ends of the broccoli stalks. Break the florets into small clusters, and steam for about 10 minutes until al dente. Refresh in cold water. Drain.
- Mix together the mushrooms, sour cream, mayonnaise, sugar, pepper, onion and garlic in a small bowl.
- In a large salad bowl, combine the broccoli and water chestnuts. Add the creamed mixture, and toss gently. Cover with cling film, and refrigerate for at least 4 hours before serving.

Eggs & Cheese

The beauty of eggs and cheese is that, while they can be eaten on their own or with either bread or toast, it takes little time or effort to whip them up into something worthy of serving to your guests or family at the dinner table. Most of the recipes in this chapter are quick and easy to make: the omelette options can be made in no time at all. And far from being plain or bland, there are unusual and exciting ingredient combinations to be found here, in recipes such as Quail's Eggs and Tomato Salad, Ricotta Cheese and Courgette Rolls, and Feta Cheese and Capers.

Crispy cheese balls

serves 6

ingredients

250ml/8fl oz milk
250g/9oz plain flour
75g/3oz butter
250g/9oz Cheddar cheese,
grated
1 teaspoon cayenne pepper
3 eggs, beaten
salt
vegetable oil for deep-frying

- Warm the milk in a large heavy saucepan over a medium heat, stirring constantly while gradually adding the flour.
- Add the butter and, once the mixture has thickened, remove from the heat and mix in the cheese.
- Add salt to taste, the cayenne and the beaten eggs.
- Allow the mixture to cool. It should now be thick enough to shape into about 24 balls.
- Heat the oil in a deep heavy saucepan until very hot. Deep-fry the balls in batches of about six until they are golden brown.
- Remove from the pan with a slotted spoon, drain on kitchen paper and serve immediately.



Egg salad

serves 4

ingredients

8 eggs, hard-boiled and
chopped
50g/2oz butter
4 tablespoons chopped celery
2 tablespoons small capers,
rinsed and drained
2 teaspoons grain mustard
1 teaspoon chopped fresh
tarragon
salt and freshly ground
black pepper

- In a large bowl, mix all the ingredients thoroughly, seasoning to taste with salt and pepper.
- Serve on a bed of crisp lettuce.

Quail's egg & tomato salad

serves 4

ingredients

50g/2oz pine nuts
 125ml/4fl oz olive oil
 24 cherry tomatoes
 24 quail's eggs, hard-boiled and chopped
 ½ teaspoon salt
 ½ teaspoon granulated sugar
 2 tablespoons red wine vinegar

- In a frying pan over a medium heat, fry the pine nuts in a teaspoon of the oil until golden brown, taking care not to scorch.
- Put the tomatoes and quail's eggs in a serving bowl. Sprinkle the pine nuts over the top.
- Blend the remaining olive oil, salt, sugar and red wine vinegar together in a screwtop glass jar until thoroughly mixed.
- Pour the dressing over the eggs. Let stand for 10 minutes to allow the flavours to infuse before serving.



Eggs with spinach

serves 2

ingredients

450g/1lb fresh spinach
 25g/1oz butter
 1 small onion, finely chopped
 pinch of ground nutmeg
 4 eggs
 salt and freshly ground black pepper

- Cook the spinach for 1–2 minutes in boiling water until the leaves have just wilted, then drain and squeeze out the excess water.
- In a heavy frying pan, melt the butter and sweat the onion for 5 minutes until soft.
- Add the spinach and cook for a further 5 minutes, stirring frequently. Season with a pinch of nutmeg and salt and pepper.
- Make four holes in the spinach, and break an egg into each space.
- Cover the pan and cook for 5 minutes until the egg whites are cooked through.
- Serve with bread.

Feta cheese & capers

serves 6

ingredients

½ teaspoon mixed peppercorns
8 coriander seeds
350g/12oz feta cheese, cubed
2 garlic cloves, thinly sliced
1 bay leaf
1 tablespoon capers, rinsed and drained
1 sprig of fresh oregano or thyme
olive oil to cover
16 black olives
hot toast

- Using a mortar and pestle, lightly crush the peppercorns and coriander seeds.
- In a screwtop glass jar, layer the feta cheese, garlic, bay leaf, ground peppercorns and coriander seeds, capers and a fresh sprig of thyme or oregano.
- Pour in enough oil to cover the cheese, and marinate for 2 weeks in the refrigerator.
- Serve the feta cheese on hot toast together with the black olives and a drizzling of oil.



Camembert with garlic

serves 4

ingredients

1 whole Camembert housed in a wooden box
4 garlic cloves, thickly sliced
4 thick slices brown bread, crusts removed
4 teaspoons cranberry sauce
fresh watercress, to garnish

- Preheat the oven to 200°C/400°F/Gas mark 6.
- Remove the cheese from its packaging, retaining the wooden box. Quarter the cheese, then put back in the wooden box, excluding any paper.
- Slip the garlic slices in the gaps between the quarters. Bake in the oven for 8–10 minutes until the cheese is very soft and warm.
- Serve on a bed of lightly toasted brown bread accompanied by the cranberry sauce and garnished with watercress.

Fried mozzarella

serves 6

ingredients

4 eggs
 15g/½oz plain flour, seasoned
 with salt and freshly ground
 black pepper
 15g/½oz dried white
 breadcrumbs
 600g/1¼lb mozzarella cheese
 sunflower oil for deep-frying

- Beat the eggs in a bowl. Spread some seasoned flour on one plate and some breadcrumbs on another.
- Slice the mozzarella into 5mm/½in pieces. Dredge the slices with the flour first, then dip into the beaten egg, then into the breadcrumbs. Dip again into the egg and again into the breadcrumbs to coat well.
- Pour the sunflower oil into a deep heavy frying pan so that it is at least 2.5cm/1in in depth. Heat until a piece of bread dropped into the oil sizzles immediately.
- Fry the coated cheese in the oil until golden. Remove with a spatula, drain on kitchen paper and serve hot.



Parmesan balls

serves 6

ingredients

vegetable oil for deep-frying
 175g/6oz Parmesan cheese,
 freshly grated
 2 egg whites, stiffly beaten
 ½ teaspoon cayenne pepper

- Heat the oil in a large heavy pan until very hot.
- Mix the Parmesan with the egg whites and cayenne, keeping aside a small quantity of cheese for dusting the balls.
- Using the remaining cheese to dust your hands, form the mixture into 12 small balls.
- Deep-fry the balls in two batches until golden brown. Drain and serve immediately.

Ricotta cheese & courgette rolls

serves 2

ingredients

- 2 large courgettes, cut lengthways into 1cm/½in slices
- 2 tablespoons vegetable oil
- 50g/2oz ricotta cheese, softened
- 2 tablespoons chopped fresh flat-leaf parsley
- 2 tablespoons chopped tomatoes
- salt and freshly ground black pepper

- Brush the courgette slices with the oil, and grill on each side until lightly browned. Drain on kitchen paper and leave to cool.
- Mix the ricotta with the parsley, and season with salt and pepper. Spread this mixture on each courgette slice.
- Top each slice with some of the tomatoes and roll up, securing with a toothpick. Serve.



Baked Brie with sun-dried tomatoes

serves 6

ingredients

- 225g/8oz Brie cheese
- 1 tablespoon chopped fresh flat-leaf parsley
- 1 tablespoon chopped sun-dried tomatoes in oil

- Preheat the oven to 230°C/450°F/Gas mark 8.
- Trim the rind from the top of the Brie, and place the Brie on a baking tray. In a small bowl, mix together the parsley and tomato.
- Spread the tomato mixture on top of the cheese, and bake in the oven for 10 minutes or until the cheese is heated through. Serve straight away.

Chive omelette stir-fry

serves 6

ingredients

2 eggs
2 tablespoons snipped fresh chives
1 tablespoon groundnut oil
1 garlic clove, chopped
1 cm/½ in piece of fresh root ginger, chopped
2 celery sticks, cut into shreds
2 carrots, cut into shreds
2 small courgettes, cut into shreds
1 bunch of radishes, sliced
4 spring onions, cut into shreds
100g/4oz beansprouts
¼ head Chinese leaves, shredded
1 tablespoon sesame oil
salt and freshly ground black pepper

- Whisk together the eggs and chives in a bowl. Season with salt and pepper, and whisk again. Heat about 1 teaspoon of the groundnut oil in a small frying pan, and pour in just enough of the egg mixture to cover the bottom of the pan. Cook for about 1 minute until set, then turn over and cook the omelette on the other side for a further minute.
- Tip out the omelette onto a plate, and cook the rest of the egg mixture in the same way to make two or three small omelettes, adding extra oil to the pan if necessary. Roll up each omelette and slice thinly. Keep the omelettes warm until required.
- Heat the remaining groundnut oil in a wok or large frying pan, add the garlic and ginger, and stir-fry for a few seconds.
- Add the celery, carrots and courgettes, and stir-fry for about 1 minute. Add the radishes, spring onions, beansprouts and Chinese leaves, and stir-fry for a further 3 minutes until all the vegetables are tender but still with a bite. Sprinkle the sesame oil over the vegetables, and toss gently.
- Serve the vegetables at once, with the omelette scattered over the top.

Egg curry

serves 4

ingredients

2 large onions, finely chopped	pinch of asafoetida powder
100g/4oz desiccated coconut	pinch of cumin seeds
5 fresh red chillies	pinch of salt
4 tablespoons tamarind pulp	2 eggs
2 teaspoons coriander seeds	2 tablespoons olive oil

- To make the spice paste, put one-third of 1 onion in a large frying pan or wok over a medium heat with the coconut, chillies, tamarind, coriander seeds, asafoetida and cumin seeds. Toast for 5 minutes, stirring constantly. Remove from the heat and set aside to cool.
- Transfer the toasted spice mixture to a grinder, and grind for 2–3 minutes. Then, in a large heavy saucepan, combine the ground spices with the remaining two-thirds of 1 onion and 400ml/14fl oz water. Bring the mixture to the boil, reduce the heat and simmer for 5 minutes, stirring occasionally.
- Add the salt, then carefully break the eggs into the saucepan. Cover and cook for 5 minutes.
- In a frying pan, heat the oil, then add the remaining onion and cook over a high heat, stirring, until brown. Remove from the heat and pour the contents of the frying pan over the eggs. Serve hot.



French omelette

serves 2

ingredients

6 eggs	salt and freshly ground
50g/2oz butter	black pepper

- Place a medium frying pan over a medium heat. Whisk the eggs in a bowl with salt and pepper until frothy. Put half the butter in the pan, tilting the pan to coat, then add half the eggs.
- Using the flat of a fork, stir the centre vigorously for 5 seconds, tilting the pan to move the uncooked egg to the edges. Remove from the pan while the middle is still slightly creamy, as the egg will continue cooking from residual heat. Repeat with the remaining butter and egg, and serve hot.

Pasta frittata

serves 4

ingredients

350g/12oz spaghetti	100g/4oz mozzarella cheese, diced
4 eggs	2 tomatoes, diced
¼ teaspoon ground black pepper	2 onions, chopped
50g/2oz Parmesan cheese, freshly grated	50g/2oz prosciutto, sliced
2 tablespoons olive oil	2 tablespoons chopped fresh flat-leaf parsley

- Add the spaghetti to a large saucepan of salted boiling water. Cook until al dente, drain, then cut into 2.5cm/1in lengths. Beat the eggs in a large bowl. Mix in the spaghetti, pepper and Parmesan.
- Heat the oil in a non-stick frying pan over a medium heat. Add half of the pasta mixture, spreading it out to the edges like a pancake. Spread the mozzarella in a single layer on top, then layer on the tomatoes, onions and prosciutto. Finish by spreading the remaining pasta on top and pouring any egg left in the bowl over it.
- Cook over a low heat for about 5 minutes. When the bottom has set and is golden brown, flip the frittata over. Cook, uncovered, for another 5 minutes or until the bottom is crisp and golden.
- To serve, cut into four wedges and sprinkle with parsley. Serve warm.

Apple & Brie omelette

serves 4

ingredients

2 apples, peeled, cored and thinly sliced	50ml/2fl oz single cream
25g/1oz butter	100g/4oz Brie cheese, crumbled
8 eggs	salt and freshly ground black pepper

- Sauté the apple in half the butter over a medium heat. Beat together the eggs, cream and salt and pepper until blended but not frothy.
- Melt the remaining butter in a frying pan over a high heat until the foam begins to recede. Pour in the egg mixture. Cook the omelette, beating to lighten but allowing to set on the bottom. Fill with sautéed apples and Brie. Fold or roll, and slide out of the pan onto a heated plate. Serve.

Vegetable omelette

serves 6

ingredients

For the filling

25g/1oz butter

100g/4oz mushrooms,
thinly sliced

1 courgette, cut into julienne

1 tomato, deseeded and coarsely
chopped

¼ teaspoon salt

½ teaspoon ground black pepper

2 tablespoons chopped fresh
basil leaves

50g/2oz Parmesan cheese, grated

For the omelette

12 eggs

1 tablespoon soda water

50g/2oz butter

salt and freshly ground

black pepper

- To make the filling, heat the butter in a frying pan over a medium heat until melted. Add the mushrooms and sauté for 2 minutes. Add the courgette, and continue to sauté for 2 minutes.
- Add the tomato and cook over a high heat for 2 minutes to evaporate any excess liquid from the tomato. Add the salt, pepper and basil, and mix well. Taste for seasoning. Cover to keep warm.
- To prepare each omelette, whisk 2 eggs with a pinch of salt, a pinch of pepper and ½ teaspoon club soda until smooth.
- Melt 15g/½oz of the butter in a frying pan over a medium heat until it begins to sizzle.
- Pour in the egg mixture, and stir it in the centre of the pan with the flat side of a fork. Using the prongs of the fork, lift the edges of the omelette so that any uncooked mixture runs to the edge of the pan. Vigorously slide the pan back and forth over the heat until the omelette begins to slip around freely.
- When the omelette is lightly cooked but still creamy in the centre, spoon about 2 tablespoons of the filling over the half of the omelette closer to the pan's handle. Sprinkle 1 tablespoon of the Parmesan over the filling.
- Fold the omelette in half, and slide the folded omelette onto a serving dish. Serve immediately. Repeat with the remaining eggs.

Indian eggs & chillies

serves 4

ingredients

6 large eggs
 3 tablespoons vegetable oil
 4 green chillies, slit lengthways
 2.5cm/1 in piece of fresh root ginger, peeled and finely chopped
 20 curry leaves
 3 onions, finely sliced
 3 tomatoes, sliced
 ¼ teaspoon ground turmeric
 ¼ teaspoon chilli powder
 pinch of salt

- In a saucepan of water, slowly bring the eggs to the boil and simmer for 10 minutes until hard-boiled. Drain, remove the shells and set aside to cool.
- Heat the oil in a large pan and sauté the chillies, ginger and curry leaves for 2–3 minutes. Add the onions and fry until half-cooked.
- Add the tomatoes, turmeric, chilli powder and salt. Cook for 5 minutes or until thick. Add the whole eggs to the sauce, and mix gently until they are covered with the sauce. Remove from the heat, and serve hot with rice.



Piperade

serves 4

ingredients

1 onion, diced
 75ml/3fl oz olive oil
 3 red peppers, seeded and diced
 1½ teaspoons red chilli flakes
 4 ripe plum tomatoes, peeled and quartered
 8 eggs
 salt and freshly ground black pepper

- In a heavy pan over a low heat, sweat the onion in 3 tablespoons of the olive oil until soft and translucent.
- Add the peppers and chilli flakes. Continue to sweat over a low heat, stirring frequently, for 5–8 minutes.
- Add the tomatoes to the pan, season with salt and pepper, and cook until the mixture is thick and the tomatoes have broken down.
- Scramble the eggs in the remaining oil, seasoning to taste with salt and pepper. Fold the pepper purée into the eggs, and serve hot.

Spanish omelette

serves 4

ingredients

2 large potatoes, quartered
6 eggs
2 tablespoons olive oil
1 Spanish onion, chopped
salt and freshly ground black pepper

- Boil the potatoes in a saucepan of salted water for 15–20 minutes until just tender. Drain and leave until cool enough to handle, then cut the potatoes into slices.
- Beat the eggs in a bowl with salt and pepper to taste.
- Heat the oil in a deep non-stick frying pan over a low heat, add the onion and diced potatoes, and sauté for 10–15 minutes, stirring frequently, until soft and golden. Preheat the grill to hot.
- Add the eggs to the frying pan, and cook undisturbed for 5 minutes or until the eggs are just beginning to set in the centre. Slide the frying pan under the hot grill, and cook for a few minutes until the top is golden brown. Serve the omelette hot or cold, cut into wedges.

Pasta, Grains & Pulses

Grains and pasta are incredibly versatile – they can be used with virtually any other ingredient you can think of – and offer the foundation to a huge range of dishes. Recipes in this chapter invite you to use not just all types of pasta and noodles, but also rice, couscous, chickpeas and other pulses. Here you will find your essential recipes for such classics as spaghetti bolognese and paella, as well as more innovative recipes for dishes such as Hazelnut Pesto Tagliatelle and Rice-stuffed Courgettes.

Pasta with caviar

serves 4

ingredients

225g/8oz fresh vermicelli
75g/3oz unsalted butter
100g/4oz good-quality caviar
8 fresh chives, chopped
8 quail's eggs, soft-boiled and peeled
1 lemon, thinly sliced

- Cook the pasta in lightly salted boiling water until al dente, then drain, retaining a very little of the cooking water, and toss in the butter. Arrange in swirls on four small serving plates.
- Put a dollop of caviar in the centre of each mound of pasta, and sprinkle the chives over the top.
- Garnish each serving with two quail's eggs and lemon slices.



Spinach tagliatelle with veal

serves 4

ingredients

450g/1lb thin veal escalopes, cut into thin strips	175ml/6fl oz double cream
plain flour, seasoned	600g/1¼lb fresh spinach tagliatelle
50g/2oz butter	3 tablespoons freshly grated Parmesan cheese
1 onion, sliced	salt and freshly ground black pepper
125ml/4fl oz dry white wine	
4 tablespoons chicken stock	

- Dredge the veal strips with the seasoned flour. Melt the butter in a frying pan. Add the veal strips and sauté until browned. Remove with a slotted spoon, and set aside.
- Add the onion to the pan and sauté until soft and golden. Pour in the wine and cook rapidly to reduce the liquid. Add the stock and cream, and season with salt and pepper. Reduce the sauce again until it is thick and creamy, adding the veal towards the end.
- Meanwhile, cook the tagliatelle in a large pan of lightly salted boiling water until al dente. Drain and transfer to a warm serving dish.
- Stir 1 tablespoon of the Parmesan through the sauce, then pour the sauce over the pasta and toss gently to mix through. Serve immediately, sprinkled with the remaining Parmesan.

Pasta salad

serves 6–8

ingredients

450g/1lb penne
 100g/4oz fresh basil leaves
 2 garlic cloves, crushed
 50g/2oz Parmesan cheese,
 freshly grated
 2 tablespoons pine nuts, toasted
 75ml/3fl oz olive oil
 250g/9oz cherry tomatoes,
 halved
 1 small red onion, sliced into
 thin wedges
 150g/5oz pitted black olives

- Cook the pasta in lightly salted boiling water until al dente. Drain, retaining a very little of the cooking water to keep moist. Set aside to cool while you make the pesto.
- Blend or process the basil, garlic, Parmesan and pine nuts until roughly chopped. With the motor running, add the oil in a thin stream until well combined.
- Put the pasta in a large bowl, stir in the pesto and mix well. Add the tomatoes, onion and olives. Stir gently. Chill for 1 hour, then serve.

Pesto chicken salad

serves 4

ingredients

450g/1lb dried spiral pasta
 such as fusilli
 125ml/4fl oz olive oil
 2 tablespoons chopped pine nuts
 2 tablespoons chopped fresh
 basil leaves
 1 small onion, chopped
 1 garlic clove, minced
 900g/2lb skinless chicken thigh
 fillet, cubed
 125ml/4fl oz red wine
 1 tomato, diced
 2 small carrots, chopped
 salt and freshly ground
 black pepper

- Cook the pasta in lightly salted boiling water until al dente. Drain, retaining a little of the cooking water to keep moist. Cool while you make the rest of the salad.
- To make the dressing, mix the olive oil, pine nuts, basil, onion and garlic in a bowl. Season with salt and pepper. Refrigerate while you cook the chicken.
- Simmer the chicken cubes over a medium-high heat with 1 teaspoon salt and the red wine, stirring constantly, for about 10 minutes. When done, drain off the liquid.
- Toss together the chicken, dressing, tomato, carrots and pasta to serve.

Couscous salad

serves 2

ingredients

175g/6oz couscous
50g/2oz cooked peas
Pinch of curry powder
2 spring onions (sliced)
1 small egg (hard-boiled and chopped)
2 tablespoons olive oil
2 teaspoons lemon juice
Salt and pepper

- Cook the couscous according to the packet instructions. Mix the couscous with the peas, curry powder, spring onions and egg.
- Toss with the olive oil and lemon juice, and season well with salt and pepper. Serve.



Rice salad

serves 6–8

ingredients

300g/11oz long-grain rice
75g/3oz frozen peas
3 spring onions, sliced
1 green pepper, finely diced
1 red pepper, finely diced
275g/10oz canned sweetcorn kernels, drained
15g/½ oz fresh mint, chopped

For the dressing

125ml/4fl oz extra virgin olive oil
2 tablespoons freshly squeezed lemon juice
1 garlic clove, crushed
1 teaspoon granulated sugar
salt and freshly ground black pepper

- Bring a large heavy pan of water to the boil, and stir in the rice. Return to the boil and cook for 12–15 minutes until tender. Drain and cool.
- Cook the peas in a small pan of boiling water for about 2 minutes. Rinse under cold water. Drain well.
- To make the dressing, whisk together the oil, juice, garlic and sugar in a small jug, then season with salt and pepper.
- Combine the rice, peas, spring onions, peppers, sweetcorn and mint in a large bowl.
- Pour over the dressing and mix well. Cover the salad with cling film, and refrigerate for 1 hour before serving.

Bean croquettes

serves 6

ingredients

600g/1¼lb canned cooked red kidney beans, drained	1 egg
4 tablespoons butter	12 tablespoons dried breadcrumbs
1 teaspoon vinegar	vegetable oil for deep-frying
¼ teaspoon dried ground bay leaf	salt and freshly ground black pepper

- Blend the beans in a food processor until they form a smooth paste. Add the butter, vinegar and bay leaf. Season with salt and pepper. Blend for 2 minutes. Separate the mixture into 12 portions shaped like fingers.
- Beat the egg with some water, and put in a shallow dish. Put the breadcrumbs in another shallow dish.
- Coat the fingers, or croquettes, first with the egg, then with the breadcrumbs. Repeat the egg and breadcrumbs process to ensure that the croquettes are well coated. Chill for 1 hour.
- Heat enough oil for deep-frying in a heavy frying pan over a medium-high heat. When the oil is hot enough, deep-fry the croquettes until golden brown. Remove from the pan using a spatula or slotted spoon, and drain on kitchen paper. Serve hot.

Spinach & rice salad

serves 6?–8

ingredients

225ml/8fl oz vinaigrette	• Put the vinaigrette, soy sauce and sugar in a large salad bowl, and combine well. Add the rice and mix through well. Cover in cling film, and chill until ready to serve.
1 teaspoon granulated sugar	• Add the rest of the ingredients just before serving, and mix well.
300g/11oz cooked long-grain rice	
200g/7oz fresh spinach, thinly sliced	
100g/4oz celery, thinly sliced	
150g/5oz spring onion, thinly sliced	
100g/4oz streaky bacon, cooked and crumbled	

Mixed bean salad

serves 4–6

ingredients

75g/3oz dried red kidney beans,
soaked in cold water overnight
75g/3oz dried black-eyed
beans, soaked in cold water
overnight
75g/3oz dried borlotti beans,
soaked in cold water overnight
125ml/4fl oz vinaigrette
1 tablespoon chopped fresh
coriander leaves
1 onion, sliced into rings
salt and freshly ground
black pepper

- Drain the kidney, black-eyed and borlotti beans. Put in a saucepan, cover with water and bring to the boil. Boil rapidly for 10 minutes, then simmer gently for 1½ hours until tender. Drain the cooked beans thoroughly, and put them in a large salad bowl.
- Combine the vinaigrette and coriander, and pour over the beans while they are still warm. Toss thoroughly and leave to cool for 30 minutes.
- Mix the onion into the beans, and season well with salt and pepper. Chill for 2–3 hours before serving.



Chickpea salad

serves 6

ingredients

500g/1lb 2oz dried chickpeas,
soaked in cold water
overnight
2 large carrots
1 large onion
3 cloves garlic
4 tablespoons extra virgin
olive oil
1 teaspoon salt
2 tablespoons white wine
vinegar
freshly ground black pepper

- Drain the beans and put in a saucepan. Cover with water and bring to the boil with the carrots, onion, garlic and 3 tablespoons of the olive oil. Simmer for 2 hours.
- Add the salt and simmer for a further hour until the chickpeas are cooked. Add water if necessary to keep them covered.
- Drain, reserving the liquid, but discarding the carrot, onion and garlic. Serve the chickpeas hot with a little of the liquid, a teaspoon of vinegar, the remaining olive oil and a sprinkling of pepper.

Rice-stuffed courgettes

serves 4

ingredients

4 courgettes, about 175g/6oz each
1 teaspoon sunflower oil
1 garlic clove, crushed
1 teaspoon ground lemon grass
finely grated zest and juice of
½ lemon
100g/4oz cooked long-grain rice
175g/6oz cherry tomatoes, halved
2 tablespoons cashew nuts, toasted
salt and freshly ground black pepper

- Preheat the oven to 200°C/400°F/Gas mark 6.
- Halve the courgettes lengthways, and use a teaspoon to scoop out the centres. Blanch the shells in boiling water for 1 minute, then drain well.
- Chop the courgette flesh finely, and put in a saucepan with the oil and garlic. Stir over a medium heat until softened but not browned.
- Stir in the lemon grass, lemon zest and juice, rice, tomatoes and cashew nuts. Season well with salt and pepper.
- Spoon the mixture into the courgette shells. Put the shells in a baking dish or roasting tin, and cover with foil. Bake for 25–30 minutes until the courgettes are tender.

Lentil & rice salad

serves 6

ingredients

175g/6oz green lentils
200g/7oz basmati rice
4 large red onions, thinly sliced
4 garlic cloves, crushed
250ml/9fl oz olive oil
50g/2oz butter
2 teaspoons ground cinnamon
2 teaspoons sweet smoked paprika (pimenton dulce)
2 teaspoons ground cumin
2 teaspoons ground coriander
2 spring onions, chopped
salt and freshly ground black pepper

- Cook the lentils and rice in separate pans of water until the grains are just tender, then drain.
- In a heavy pan over a low heat, very gently sweat the onions and garlic in the oil and butter for 30 minutes until very soft and caramelized. Stir in the cinnamon, paprika, cumin and coriander, and cook for a further 2 minutes until the spices are aromatic.
- Combine the onion and spice mixture with the drained rice and lentils. Stir in the spring onions, and season with salt and pepper. Serve warm.



Spiced noodle salad

serves 4

ingredients

250g/9oz cooked rice noodles
175g/6oz broccoli, blanched
175g/6oz mangetout, blanched
2 teaspoons sesame oil
2 tablespoons plum sauce
4 tablespoons soy sauce
1 fresh red chilli, seeded and finely chopped

- Mix the noodles with the broccoli and mangetout, and toss with the sesame oil, plum and soy sauces.
- Sprinkle with the chilli, and serve.

Stir-fried broccoli pasta

serves 8

ingredients

450g/1lb angel hair pasta	250ml/9fl oz double cream
3 tablespoons olive oil	175g/6oz Parmesan cheese, freshly grated
3 garlic cloves, finely chopped	pinch of freshly grated nutmeg
1 head broccoli, broken into florets	salt and ground black pepper
2 red peppers, seeded and diced	

- Cook the pasta in lightly salted boiling water for 8–10 minutes until just al dente. Drain, retaining just a little of the cooking water, then toss with 1 tablespoon of the oil. Keep warm.
- Heat the remaining oil in a heavy frying pan over a medium heat. Add the garlic and sauté lightly until soft (but do not brown). Add the broccoli and peppers, and sauté until tender.
- Remove the vegetables from the pan and set aside. Add the cream and bring to the boil. Reduce the heat and simmer for about 5 minutes until it starts to thicken. Add the Parmesan and a pinch of nutmeg, and cook for a further 2 minutes to thicken a bit more.
- Return the vegetables to the pan with the pasta, and toss together well. Season with salt and pepper if needed. Serve immediately.

Curried rice salad

serves 6–8

ingredients

225ml/8fl oz vinaigrette
1 tablespoon curry powder
½ teaspoon salt
250g/9oz cold cooked long-grain rice
6 scallions, chopped
4 celery sticks, finely chopped
2 red peppers, seeded and finely chopped

- In a small bowl, whisk together the vinaigrette, curry powder and salt to make the dressing.
- Put the remaining ingredients in a medium bowl. Add the dressing, and toss until combined.
- Cover with cling film, and chill for at least 2 hours before serving.

Mushroom risotto

serves 4

ingredients

- 1 onion, finely chopped
- 2 tablespoons olive oil
- 450g/1lb portobello mushrooms,
stalks removed if woody, halved
and thickly sliced
- 350g/12oz risotto rice such as
Arborio or Carnaroli
- 150ml/5fl oz dry white wine
- 1 litre/1¾pt hot vegetable stock
- 25g/1oz butter
- 3 tablespoons freshly grated
Parmesan cheese

- In a large heavy saucepan over a gentle heat, sweat the onion in the olive oil for about 15 minutes until soft and caramelized.
- Increase the heat and add the mushrooms, sautéing for 3–4 minutes until browned. Add the rice and cook, stirring, for a further minute until the grains are coated in oil.
- Pour in the white wine and simmer, stirring constantly, until the liquid has been almost completely absorbed.
- Meanwhile, keep a pan of the vegetable stock simmering on the stove. Add a ladleful of vegetable stock to the rice. Simmer, stirring, until the liquid has been absorbed. Continue adding the stock in this way, stirring continuously, until all the stock has been used and the rice is tender.
- Remove from the heat, stir in the butter and Parmesan, and serve hot.

Fresh herb risotto

serves 4–6

ingredients

- | | |
|--|--|
| 1 tablespoon olive oil | 3 tablespoons chopped fresh mixed herbs such as basil, parsley, chives and chervil |
| 1 onion, finely chopped | finely grated zest of 1 lemon |
| 2 garlic cloves, finely chopped | salt and ground black pepper |
| 225g/8oz risotto rice such as Arborio or Carnaroli | Parmesan cheese shavings, to serve |
| 215ml/4fl oz dry white wine | |
| 700ml/1¼pt hot vegetable stock | |

- Heat the oil in a medium heavy pan over a low heat. Gently sweat the onion and garlic until soft and starting to caramelize.
- Add the rice, and cook, stirring, over a low to medium heat for 1–2 minutes until all the grains are coated in oil.
- Pour in the white wine and simmer, stirring constantly, until the liquid has been almost completely absorbed.
- Meanwhile, keep a pan of the stock simmering on the stove. Add a ladleful of stock to the rice. Simmer, stirring, until the liquid has been absorbed. Continue adding the stock in this way, stirring, until all the stock has been used and the rice is tender.
- Remove from the heat, stir in 2 tablespoons of the herbs and the lemon zest. Season well with salt and pepper. Serve hot, garnished with the remaining herbs and Parmesan shavings.

Spaghetti with garlic & chilli oil

serves 2

ingredients

- | | |
|---|--|
| 250g/9oz dried spaghetti | • Cook the pasta in a large pan of salted boiling water until al dente. |
| 75ml/3fl oz extra virgin olive oil | • Meanwhile, heat the olive oil over a gentle heat, and sauté the garlic and chilli for about 3 minutes until the garlic turns lightly golden. |
| 4 garlic cloves, crushed | • Remove from the heat and pour over the drained cooked pasta, and mix in the parsley. Serve hot. |
| 1 small fresh red chilli, seeded and finely chopped | |
| 6 tablespoons chopped fresh flat-leaf parsley | |

Seafood spaghetti

serves 4

ingredients

350g/12oz dried spaghetti
500g/1lb 2oz mussels
700g/1½lb squid, cleaned
500g/1lb small littleneck clams
300g/11oz shrimps
4 cloves garlic
6 tablespoons extra virgin olive oil
250ml/9fl oz dry white wine
3 tablespoons chopped fresh
flat-leaf parsley
2 dried red chillies, finely chopped
salt and freshly ground black pepper

- Soak the mussels and clams in water for an hour. Discard any broken mussels or clams, or open ones that don't close when tapped on the work surface. Under cold running water, scrub the mussels and clams thoroughly to remove any grit, pulling out the beards from the mussels.
- In a large deep frying pan over a medium heat, sweat 1 clove of the garlic in 2 tablespoons of the oil. Increase the heat to high, and add the mussels and clams with half of the wine. Cover with a tight-fitting lid, and cook for about 5 minutes until the shells are open (discard any that remain closed). Remove from the heat and discard the garlic.
- Slice the squid into rings and finely chop the remaining garlic. Heat the remaining oil in another pan, and sauté the garlic, parsley and chillies for a few minutes. Add the squid and cook until the edges curl.
- Pour in the remaining wine and cover. Cook for 10 minutes. Add the shrimps (just the tails) and cook for a few more minutes before adding the clams and mussels. Simmer for another few minutes, then remove from the heat.
- Meanwhile, bring a large saucepan of salted water to the boil, add the spaghetti and cook until al dente. Drain and add the seafood mixture to the spaghetti, mixing well. Stir over a low heat for a couple of minutes. Serve piping hot.

Cheese-stuffed rice balls

serves 3

ingredients

200g/7oz long-grain rice,
cooked and cooled
2 eggs, lightly beaten
100g/4oz mozzarella cheese,
cubed
100g/4oz coarse dried
breadcrumbs
vegetable oil for deep-frying

- Mix together the rice and egg until well combined. Take a teaspoon of the rice and put a mozzarella cube in the centre. Top with another teaspoon of rice. Press together to form a ball. Continue until all the rice mixture has been used.
- Coat the rice balls with the breadcrumbs. Place on a baking tray, and refrigerate for at least 30 minutes. Heat enough oil for deep-frying in a heavy pan. Fry the rice balls, in batches, for 5 minutes until golden brown. Serve hot.



Broad bean, pea & goat's cheese salad

serves 4

ingredients

250g/9oz goat's cheese
1 bunch of watercress leaves
1 tablespoon chopped fresh
tarragon
1 tablespoon chopped fresh
flat-leaf parsley
2 spring onions, finely sliced
75g/3oz peas
100g/4oz broad beans, skinned
4 tablespoons olive oil
1 tablespoon lemon juice
1 tablespoon freshly grated
Parmesan cheese
salt and ground black pepper

- Preheat the grill until hot. Cut the goat's into thick slices, and season with salt and pepper. Cook under the grill for 3–4 minutes until the cheese starts to melt.
- Toss the herbs with the spring onions, peas, broad beans, oil, lemon juice and Parmesan. Season with salt and pepper.
- Top the salad with the goat's cheese, and serve straight away.

Chinese lettuce wraps

serves 4

ingredients

450g/1lb minced beef
12–16 iceberg lettuce leaves
225g/8oz canned water chestnuts, drained and chopped
200g/7oz onion, chopped
2 tablespoons minced garlic
2 tablespoons light soy sauce
50ml/2fl oz hoisin sauce
2 teaspoons minced fresh root ginger
1 tablespoon rice wine vinegar
1 tablespoon chilli sauce
1 bunch of spring onions, chopped
3 teaspoons dark sesame oil

- Sauté the beef and onion in a large frying pan over a medium heat. Add the garlic, soy sauce, hoisin sauce, ginger, vinegar and chilli sauce. Continue stirring and cooking until browned.
- Add the water chestnuts, spring onions and sesame oil. Stir and cook for a further 1–2 minutes.
- To serve, arrange the lettuce leaves on the outer rim of a large serving plate. Put the meat mixture in the centre of the plate. To eat, spoon the meat mixture on the lettuce and wrap the leaf around the filling.



Marinated tomato & rice salad

serves 4

ingredients

6 ripe tomatoes, diced
2 tablespoons chopped fresh basil
125ml/4fl oz cider vinegar
1 tablespoon granulated sugar
300g/11oz brown rice
2 cucumbers, halved lengthways, seeded and chopped
50g/2oz fresh flat-leaf parsley, chopped
125ml/4fl oz olive oil
9 spring onions, thinly sliced
1 teaspoon salt
½ teaspoon ground black pepper

- Put the tomatoes in a medium bowl. Add the vinegar, basil and sugar, and stir to mix well. Cover with cling film, and marinate in the refrigerator for 1 hour.
- Cook the rice according to the packet instructions. Drain and cool to room temperature.
- Combine the rice, cucumber and parsley in a large bowl, and stir in the olive oil. Add the spring onion, marinated tomatoes, salt and pepper, and stir to mix well. Serve.

Spaghetti bolognese

serves 4

ingredients

1 tablespoon olive oil
1 onion, finely chopped
2 garlic cloves, finely chopped
1 carrot, chopped
1 celery stick, chopped
50g/2oz streaky bacon, diced
350g/12oz minced beef
400g/14oz canned peeled plum tomatoes
2 teaspoons dried oregano
125ml/4fl oz red wine
2 tablespoons tomato purée
salt and freshly ground black pepper
700g/1½lb dried spaghetti

- Heat the oil in a large frying pan over a medium heat, then add the onion and sweat for 3 minutes.
- Add the garlic, carrot, celery and bacon, and sauté for 3–4 minutes until just beginning to brown.
- Add the beef and cook over a high heat for another 3 minutes until all of the meat has browned. Stir in the tomatoes (breaking up slightly with a wooden spoon), oregano and wine, and bring to the boil.
- Reduce the heat and leave to simmer gently for at least 45 minutes. Stir in the tomato purée, and season with salt and pepper.
- Cook the spaghetti in a pan of lightly salted boiling water for 8–10 minutes until al dente. Drain thoroughly.
- Transfer the spaghetti to a large serving bowl, and pour the sauce over it. Toss to mix well, and serve hot.

Smoked ham linguine

serves 4

ingredients

450g/1lb dried linguine
450g/1lb broccoli florets
225g/8oz smoked ham, cut into
thin strips

For the cheese sauce

25g/1oz butter
1 tablespoon plain flour
250ml/9fl oz milk
2 tablespoons single cream
pinch of ground nutmeg
50g/2oz Cheddar cheese, grated
1 tablespoon freshly grated
Parmesan cheese
salt and freshly ground black pepper

- Bring a large pan of lightly salted water to the boil. Add the linguine and broccoli, and cook for 10 minutes until the pasta is al dente. Drain the linguine and broccoli thoroughly, then set aside and keep warm.
- Meanwhile, make the cheese sauce. Melt the butter in a non-stick saucepan, stir in the flour and cook for 1 minute. Gradually pour in the milk, stirring all the time using a wooden spoon. Stir in the cream and season with the nutmeg, salt and pepper. Simmer the sauce for 5 minutes to reduce, then remove from the heat and stir in the cheeses. Stir until the cheeses have melted and blended into the sauce.
- Toss the linguine, broccoli and ham in the cheese sauce, then gently warm through over a very low heat. Divide the pasta among four serving bowls, and serve immediately.

Clam & Prosecco spaghetti

serves 4

ingredients

3 tablespoons extra virgin olive oil
 3 garlic cloves, finely chopped
 2 dried red chillies, crumbled
 3kg/6½lb small clams
 250ml/9fl oz Prosecco
 350g/12oz spaghetti
 salt and freshly ground black pepper
 2 tablespoons chopped fresh flat-leaf parsley, to garnish

- Heat the oil in a heavy pan. Add the garlic, and sauté until just coloured. Add the chillies, clams and Prosecco, cover and cook over a high heat for about 3 minutes until the clams open. (Discard any clams that do not open.) Season with salt and pepper. Keep warm.
- Cook the spaghetti in lightly salted boiling water until al dente, drain and add to the clam sauce. Toss together over a high heat for 2 minutes. Remove any empty shells. Check the seasoning, and serve garnished with the parsley.

Note See instructions on page 144 for preparing clams.

Spaghetti with courgettes

serves 2

ingredients

200g/7oz spaghetti
 about 3 tablespoons olive oil
 2 courgettes, finely sliced
 50g/2oz Parmesan cheese, freshly grated
 salt and freshly ground black pepper

- Bring a large pan of lightly salted water to the boil, and cook the spaghetti until al dente.
- Heat 1 tablespoon of the oil in a large frying pan, and sauté the courgettes in batches until golden, adding more oil when necessary.
- Drain the spaghetti well, add ½ tablespoon of the oil and season generously with salt and pepper.
- Toss the courgettes with the pasta, then divide between two warmed serving bowls. Sprinkle with the Parmesan just before serving.

Tuna & tomato noodles

serves 4

ingredients

3 tablespoons olive oil
2 garlic cloves, finely chopped
2 dried red chillies, seeded and chopped
1 large red onion, finely sliced
175g/6oz canned tuna in oil, drained
100g/4oz pitted black olives
400g/14oz canned peeled plum tomatoes
2 tablespoons chopped fresh flat-leaf parsley
350g/12oz fresh egg noodles such as fettucine
salt and freshly ground black pepper

- Heat the oil in a large frying pan. Add the garlic and dried chillies, sauté for a few seconds, then add the onion. Sauté, stirring, for about 5 minutes until the onion softens.
- Add the tuna and olives to the pan, and stir until well mixed. Stir in the tomatoes and any juices, and bring to the boil. Season with salt and pepper, add the parsley, then reduce the heat and simmer gently for about 5 minutes until the tomatoes have broken down.
- Meanwhile, cook the noodles in lightly salted boiling water for 3–4 minutes until just tender. Drain well, toss the noodles with the sauce and serve immediately.



Hazelnut pesto tagliatelle

serves 4

ingredients

2 garlic cloves, crushed
25g/1oz fresh basil leaves
25g/1oz hazelnuts
200g/7oz soft cheese such as mascarpone
225g/8oz dried tagliatelle
salt and freshly ground black pepper

- Put the garlic, basil leaves, hazelnuts and cheese in a blender or food processor, and purée to a thick paste.
- Cook the tagliatelle in lightly salted boiling water until al dente, then drain well.
- Spoon the sauce onto the hot pasta, tossing until melted through. Season with salt and pepper, and serve immediately.

Peppered chicken pasta

serves 4–6

ingredients

700g/1½lb skinless chicken breast fillet, cut into strips	350ml/12fl oz chicken stock
2 teaspoons cracked black peppercorns	1 tablespoon freshly squeezed lemon juice
2 garlic cloves, minced	75g/3oz Parmesan cheese, freshly grated
3 tablespoons olive oil	salt and freshly ground black pepper
350g/12oz dried ribbon noodles such as fettucine	

- Toss the chicken with the peppercorns, garlic and 1 tablespoon of the oil. Cover and marinate in the refrigerator for at least 1 hour.
- Heat the remaining olive oil in a frying pan over a medium-high heat. Add the chicken and lightly brown all over for about 3 minutes. Add the stock and lemon juice, and reduce the heat to a simmer. Simmer the sauce for about 8 minutes. Season with salt and pepper.
- Meanwhile, cook the pasta in lightly salted boiling water until al dente. Drain well and toss with the chicken. Serve immediately, with the Parmesan in a separate bowl for sprinkling over the top.

Fig & chilli tagliatelle

serves 4

ingredients

350g/12oz egg tagliatelle
2 tablespoons extra virgin olive oil
8 black figs, each cut into 8 wedges
2 dried red chillies, crumbled
finely grated zest of 2 lemons and juice of 1
125ml/4fl oz double cream
50g/2oz Parmesan cheese, freshly grated
salt and ground black pepper

- Bring a large pan of lightly salted water to the boil, and cook the tagliatelle until al dente. Drain.
- Meanwhile, heat a large frying pan, add the oil and, when smoking, carefully put the figs in the pan, turning them immediately to caramelize. Season with salt and pepper, and add the chilli.
- Stir the lemon zest and juice into the cream, and mix into the cooked pasta. Add the figs and serve hot, scattered with the Parmesan.

Roasted vegetable pasta

serves 4

ingredients

50g/2oz butter, melted	1 small green pepper, seeded and cut into thin strips
2 tablespoons chopped fresh flat-leaf parsley	100g/4oz button mushrooms, halved
1 tablespoon finely grated lemon zest	8 cherry tomatoes, halved
1 small red pepper, seeded and cut into thin strips	350g/12oz dried farfalle salt and ground black pepper

- Preheat the oven to 200°C/400°F/Gas mark 6. In a small bowl, mix half the butter with the parsley and lemon zest. Set aside.
- Brush the remaining butter over the peppers and arrange, in a single layer, on a baking tray. Cook in the oven for 10 minutes. Add the mushrooms and tomatoes, and cook for a further 5 minutes.
- Meanwhile, cook the pasta in lightly salted boiling water until al dente and drain. Toss the pasta with the roasted vegetables and the herb mixture. Season with salt and pepper, and serve immediately.



Tagliolini with herbs

serves 2-4

ingredients

50g/2oz fresh thyme, chopped	• Put the thyme, sage, mint and marjoram in a bowl with the garlic and the oil. Leave for at least 1 hour, stirring occasionally.
75g/3oz fresh sage, chopped	• Bring a pan of lightly salted boiling water to the boil, and cook the pasta until al dente. Drain.
50g/2oz fresh mint, chopped	• Toss the pasta with the herb dressing. Serve sprinkled with the Parmesan and a little salt, and topped with the tomatoes.
50g/2oz fresh marjoram, chopped	
2 garlic cloves, finely chopped	
125ml/4fl oz extra virgin olive oil	
500g/1lb 2oz tagliolini (also known as taglierini)	
100g/4oz Parmesan cheese, freshly grated	
2 tomatoes, cut into wedges	
salt	

Special chow mein

serves 4–6

ingredients

50ml/2fl oz vegetable oil
2 garlic cloves, sliced
1 teaspoon chopped fresh root ginger
2 fresh red chillies, seeded and chopped
1 skinless chicken breast fillet, thinly sliced
16 raw tiger prawns, peeled and deveined, with tails left intact
450g/1lb egg noodles
100g/4oz green beans
225g/8oz beansprouts
50g/2oz garlic chives
2 tablespoons light soy sauce
1 tablespoon oyster sauce
1 tablespoon sesame oil
salt and freshly ground black pepper

- Heat 1 tablespoon of the oil in a wok or large frying pan, and stir-fry the garlic, ginger and chillies. Add the chicken, prawns and beans. Stir-fry for 4–5 minutes over a high heat until the chicken and prawns are both cooked. Transfer the mixture to a bowl and set aside.
- Cook the egg noodles in a saucepan of slightly salted boiling water for 2–3 minutes until tender.
- Heat the rest of the oil in the same wok used for the chicken and prawn mixture. Add the beansprouts and garlic chives. Stir-fry for 1–2 minutes. Add the noodles and toss to mix. Next, add the soy sauce and oyster sauce, and season with salt and pepper.
- Return the prawn mixture to the wok. Reheat and mix well with the noodles. Stir in the sesame oil, and serve immediately.

Smoked salmon pasta

serves 4

ingredients

1 tablespoon olive oil
1 garlic clove, crushed
375ml/13fl oz double cream
3 tablespoons chopped fresh chives
¼ teaspoon mustard powder
200g/7oz smoked salmon, cut into strips
2 teaspoons lemon juice
450g/1lb fettuccine
3 tablespoons chopped sun-dried tomatoes
2 tablespoons freshly grated Parmesan cheese
salt and freshly ground black pepper

- Heat the oil in a pan, and sweat the garlic briefly over a low heat. Add the cream, chives and mustard powder. Season with salt and pepper, and bring to the boil. Reduce the heat and stir until the sauce thickens.
- Add the salmon and lemon juice, and stir until heated through. Keep the sauce warm.
- Meanwhile, cook the fettuccine in a large pan of lightly salted boiling water until al dente. Drain well and return to the same pan.
- Toss the sauce through the pasta, and serve immediately topped with the tomatoes and Parmesan.



Singapore fried noodles

serves 4

ingredients

175g/6oz rice noodles
50ml/2fl oz vegetable oil
½ teaspoon salt
75g/3oz peeled and deveined cooked prawns
175g/6oz cooked pork, cut into thin strips
1 green pepper, seeded and cut into thin strips
½ teaspoon granulated sugar
2 teaspoons curry powder
75g/3oz Thai fish cakes
2 teaspoons light soy sauce

- Soak the noodles in water for about 10 minutes, drain well, then pat dry with kitchen paper.
- Heat the wok, then add half the oil. When the oil is hot, add the noodles and half the salt. Stir-fry for 2 minutes. Transfer to a serving dish and keep warm.
- Heat the remaining oil, and add the prawns, pork, pepper, sugar, curry powder and remaining salt. Stir-fry for 1 minute. Return the noodles to the wok with the fish cakes. Stir-fry for 2 minutes. Stir in the soy sauce. Serve immediately.

Lemon & garlic pasta

serves 4

ingredients

1 teaspoon olive oil
 2 garlic cloves, minced
 125ml/4fl oz dry white wine
 50ml/2fl oz freshly squeezed
 lemon juice
 150g/5oz tomatoes, chopped
 100g/4oz spinach angel
 hair pasta
 100g/4oz semolina angel
 hair pasta
 25g/1oz chopped fresh basil
 2 tablespoons freshly grated
 Parmesan cheese
 salt and freshly ground
 black pepper

- In a frying pan, heat the oil and sauté the garlic over a medium heat until the garlic just begins to colour. Remove the frying pan from the heat, and pour in the wine.
- Return the pan to the heat. Cook for another 2 minutes until the wine has been reduced by half. Stir in the lemon juice and tomatoes, and remove the pan from the heat.
- Meanwhile, put both pastas in a large saucepan of lightly salted boiling water, and cook until al dente. Drain and put the pasta into a warmed serving bowl. Add the basil, Parmesan and tomato mixture. Season with salt and pepper. Toss and serve at once.

Bottarga spaghetti

serves 4

ingredients

200g/7oz bottarga (Italian dried
 salted fish roe), grated
 juice of 2 lemons
 125ml/4fl oz extra virgin
 olive oil
 350g/12oz dried spaghetti
 2 dried red chillies, crumbled
 salt and freshly ground
 black pepper

- In a bowl, combine three-quarters of the bottarga and the lemon juice to create a cream. Gradually stir in the oil to form a thick sauce.
- Cook the spaghetti in lightly salted boiling water until al dente. Drain; reserve a little of the cooking water.
- Stir the hot cooking water into the bottarga cream to loosen. Add the chilli, and season with salt and pepper. Add the spaghetti to the sauce and toss to coat thoroughly.
- Serve immediately, scattered with the remaining bottarga.

Ginger & coriander noodles

serves 4–6

ingredients

handful of fresh coriander sprigs	7 spring onions, shredded
225g/8oz dried egg noodles	2 tablespoons light soy sauce
50ml/2fl oz groundnut oil	salt and freshly ground
5cm/2in piece of fresh root ginger, finely shredded	black pepper

- Strip the leaves from the coriander sprigs. Pile them on a chopping board and chop roughly using a cleaver or a large sharp knife.
- Cook the noodles according to the packet instructions. Rinse under cold water and drain well. Toss them in 1 tablespoon of the oil.
- Heat a wok until hot, add the remaining oil and swirl it around the wok. Add the ginger and stir-fry for a few seconds, then add the noodles and spring onions. Stir-fry for 3–4 minutes until hot.
- Sprinkle in the soy sauce, and season with salt and pepper. Toss well, then serve immediately.



Red fried rice

serves 2

ingredients

100g/4oz basmati rice	225g/8oz cherry tomatoes, halved
2 tablespoons groundnut oil	2 eggs, beaten
1 small red onion, chopped	salt and freshly ground
1 red pepper, chopped	black pepper

- Put the rice in a colander, and rinse under cold running water. Drain well. Bring a large saucepan of lightly salted water to the boil, add the rice and cook for 10–12 minutes until tender.
- Meanwhile, heat the oil in a wok until very hot. Add the onion and red pepper, and stir-fry for 2–3 minutes. Add the tomatoes, and stir-fry for a further 2 minutes. Pour in the eggs. Cook for 30 seconds without stirring, then stir to break up the egg as it sets.
- Drain the cooked rice thoroughly, add to the wok and toss it over the heat with the vegetable and egg mixture for 3 minutes. Season with salt and pepper, and serve hot.

Paella

serves 4

ingredients

12 black mussels	4 garlic cloves, crushed
125ml/4fl oz white wine	1 red pepper, seeded and finely chopped
1½ small red onions, chopped	1 tomato, peeled and chopped
125ml/4fl oz olive oil	75g/3oz chorizo, thinly sliced
1 small skinless chicken breast fillet, cut into bite-size pieces	pinch of cayenne pepper
12 raw prawns, peeled and deveined	200g/7oz long-grain rice
100g/4oz cleaned squid rings	¼ teaspoon saffron threads
100g/4oz skinless cod fillet, cut into bite-size cubes	500ml/18fl oz chicken stock
1 rasher smoked back bacon, finely chopped	75g/3oz fresh peas
	2 tablespoons finely chopped fresh flat-leaf parsley
	salt and ground black pepper

- Scrub the mussels with a stiff brush and pull out the hairy beards. Discard any broken mussels or open ones that do not close when tapped on the work surface.
- Heat the wine and onion in a large pan. Add the mussels, cover and gently shake the pan for 4–5 minutes over a high heat. After 3 minutes, begin removing any opened mussels and set aside. At the end of 5 minutes, discard any unopened mussels. Reserve the cooking liquid.
- Heat half the oil in a large frying pan. Pat the chicken dry with kitchen paper, then cook for 5 minutes or until golden brown. Remove from the pan and set aside. Add the prawns, squid and cod to the pan, and cook for 1 minute. Remove from the pan and set aside.
- Heat the remaining oil in the same pan. Add the bacon, garlic and red pepper. Cook for 5 minutes, then add the tomato, chorizo and cayenne. Season with salt and pepper. Stir in the reserved cooking liquid, then add the rice and mix well.
- In a heavy saucepan, blend the saffron with the stock and mix well. Bring slowly to the boil. Reduce the heat to low. Simmer, uncovered, for 15 minutes, without stirring.
- Put the peas, chicken, prawns, squid and cod on top of the rice. Using a wooden spoon, push pieces into the rice, cover and cook over a low heat for 10–15 minutes until the rice is tender and seafood cooked. Add the mussels for the last 2 minutes to heat. Serve sprinkled with parsley.

Sausage & ricotta penne

serves 4

ingredients

4 pepperoni sausages
1 onion, finely chopped
1 fennel bulb, chopped
1 tablespoon extra virgin olive oil
150ml/5fl oz red wine
100ml/3½fl oz passata or tomato sauce
3 tablespoons chopped fresh basil leaves
300g/11oz dried penne
100g/4oz ricotta cheese
50g/2oz Parmesan cheese, freshly grated
salt and freshly ground black pepper

- Put the sausages in a frying pan and cover with water. Bring to the boil, then simmer until the water evaporates. Cool, remove the meat from the casings and crumble.
- Fry the onion and fennel in the oil until soft. Add the sausage, wine and passata or tomato sauce. Cook for 10 minutes. Add the basil and season with salt and pepper.
- Cook the penne in lightly salted boiling water until al dente, then drain. Stir in the sauce.
- Put 1 tablespoon ricotta on each plate. Spoon the pasta over the top, and sprinkle with Parmesan.



Cajun chicken pasta

serves 2

ingredients

100g/4oz linguine
2 skinless chicken breast fillet halves, cut into thin strips
2 teaspoons Cajun seasoning
25g/1oz butter
1 green pepper, sliced
1 red pepper, sliced
4 mushrooms, sliced
1 onion, sliced
300ml/10fl oz double cream
¼ teaspoon dried basil
¼ teaspoon lemon pepper
¼ teaspoon salt
½ teaspoon garlic powder
½ teaspoon ground black pepper

- Cook the pasta in lightly salted boiling water until al dente. Drain.
- Meanwhile, put the chicken and Cajun seasoning in a bowl. Toss to coat. In a large frying pan over a medium heat, sauté the chicken in the butter for 5–7 minutes until almost tender. Add the peppers, mushrooms and onion, then cook, stirring for 2–3 minutes.
- Reduce the heat, and add the cream, basil and seasonings. Tip in the linguine, and toss gently. Heat through and serve immediately.

Pies & Tarts

People often think that working with pastry is difficult, but there is no longer any need to worry – this chapter will show you how to get it right. These recipes are diverse and include not only old favourites such as chicken pie, shepherd's pie and Cornish pasties, but also flans, tarts and quiches. Recipes such as Sorrel Tart, Terrace Crab Pie and Continental Flan are destined to become valued additions to your cooking repertoire.

Crab quiche

serves 4

ingredients

For the pastry

175g/6oz flour, sifted

75g/3oz butter, cubed

pinch of salt

For the filling

225g/8oz cooked crabmeat

2 eggs

300ml/5fl oz double cream

1 tablespoon finely chopped fresh
flat-leaf parsley

1 tablespoon finely chopped
fresh fennel

1 spring onion, chopped

salt and freshly ground black pepper

- Preheat the oven to 190°C/375°F/Gas mark 5.
- Put the flour, butter and pinch of salt in a bowl, and work with the tips of your fingers until the mixture resembles breadcrumbs. Add 2 tablespoons water, and mix to a dough. Knead the pastry on a floured surface until smooth. Form into a slightly flattened disk, wrap in cling film and chill for 30–45 minutes.
- Roll out the pastry and use to line a 20cm/8in pie dish. Break up the crabmeat with a fork, and scatter over the bottom of the pastry shell.
- Put the eggs, cream and parsley in a bowl. Season with salt and pepper. Beat together until the mixture is smooth, then pour over the crabmeat.
- Bake in the oven for 40 minutes until the filling is set and the top is golden. Serve hot or warm, garnished with the spring onion.

Leek pie

serves 6

ingredients

225g/8oz shortcrust pastry	3 egg yolks
900g/2lb leeks, thinly sliced	300ml/10fl oz crème fraîche
450g/1lb button mushrooms	salt and freshly ground
50g/2oz butter	black pepper

- Preheat the oven to 190°C/375°F/Gas mark 5. Roll out the pastry and line a greased 20cm/8in pie tin.
- In a frying pan, sweat the leeks and mushrooms in the butter until tender. Spoon into the pie tin. In a bowl, beat together the egg yolks and crème fraîche. Season with salt and pepper. Pour the mixture onto the leeks.
- Bake in the oven for 25–30 minutes until the filling is set. Serve warm.



Onion tart

serves 6

ingredients

<i>For the pastry</i>	4 rashers streaky bacon, diced)
25g/1oz self-raising flour	50g/2oz butter
50g/2oz butter	1 teaspoon dried mixed herbs
pinch of salt	2 egg yolks
<i>For the filling</i>	50ml/2fl oz double cream
6 onions, sliced	salt and freshly ground
150ml/5fl oz boiling water	black pepper

- Preheat the oven to 180°C/350°F/Gas mark 4. Grease a medium-sized baking tin.
- To make the pastry, sift the flour into a bowl and rub in the butter. Add a pinch of salt to 50ml/2fl oz water, then gradually add to the bowl until the mixture forms a ball. Roll out and use to line the bottom of the tin.
- For the filling, sweat the onions in the boiling water for 5 minutes. Drain.
- Fry the bacon in a little of the butter until crisp. Add the remaining butter, onions, mixed herbs, salt and pepper, and cook for 15 minutes.
- Beat the egg yolks and cream together. Add to the onion mixture, and pour into the baking tin. Bake in the oven for 40–45 minutes. Serve hot.

Spinach tart

serves 4

ingredients

900g/2lb spinach leaves	1 teaspoon finely grated lemon zest
25g/1oz butter	1 teaspoon ground coriander
4 eggs	pinch of ground nutmeg
375ml/13fl oz double cream	450g/1lb shortcrust pastry
50g/2oz granulated sugar	

- Preheat the oven to 180°C/350°F/Gas mark 4.
- Blanch the spinach for 1 minute in boiling water. Put in a colander, and refresh under cold running water. Drain, squeeze out the excess water and chop. In a frying pan, melt the butter and add the chopped spinach. Sauté for 2 minutes.
- Whisk 3 of the eggs, the cream and the sugar together in a bowl. Add the lemon zest, coriander and nutmeg. Add the mixture to the frying pan, and stir through.
- Roll out two-thirds of the dough to line a baking dish, reserving the extra third to form a lattice top. Fill with the spinach mixture and cover with strips of the remaining dough. Beat the yolk of the remaining egg with 1 tablespoon water. Brush the lattice top with the mixture.
- Bake in the oven for 30 minutes or until the pastry is lightly browned.



Cheese pie

serves 6

ingredients

200g/7oz puff pastry	1 egg, beaten
275g/10oz Camembert or Brie	freshly ground black pepper

- Preheat the oven to 230°C/450°F/Gas mark 8.
- Roll out half of the pastry into a 20cm/8in round. Put the cheese in the centre, and sprinkle with black pepper.
- Roll out the remaining dough, cover the cheese and seal the edges to make a parcel. Brush the surface with the egg. Make a hole for the steam to escape by cutting a short slit in the pastry with a sharp knife.
- Put on a baking tray lined with baking parchment, and bake in the oven for 15–20 minutes until the pastry is puffed and golden. Serve hot.

Anchovy tart

serves 6

ingredients

butter for greasing	10 anchovy fillets in oil, drained
350g/12oz shortcrust pastry	7 black olives, pitted and halved
300g/11oz onions, chopped	1 teaspoon dried fennel
90ml/3½fl oz olive oil	freshly ground black pepper

- Preheat the oven to 200°C/400°F/Gas mark 6. Grease a baking sheet with butter.
- Roll out the dough to a 20cm/8in square, 5mm/½in thick. Place on the baking sheet and roll the edges to make a rim. Prick the dough all over.
- Fry the onion in 75ml/3fl oz olive oil until golden and spread over the dough.
- Soak the anchovies in water for a few minutes, then rinse and dry them on kitchen paper.
- Arrange the anchovies over the onion in a diamond shape. Decorate each diamond with the halved olives and sprinkle with freshly ground pepper, the fennel and the remainder of the olive oil.
- Bake in the oven for 30 minutes. Serve immediately with a tomato salad.



Courgette flan

serves 6

ingredients

olive oil for greasing
 6 courgettes, sliced
 4 eggs, separated
 175g/6oz Parmesan cheese,
 freshly grated
 pinch of freshly grated nutmeg
 salt

- Preheat the oven to 180°C/350°F/Gas mark 4. Grease a baking dish with oil.
- Blanch the courgettes in boiling water for 2 minutes. Cool slightly.
- Put the egg yolks, Parmesan and nutmeg in a bowl. Add the courgettes, and mix through.
- Beat the egg whites until stiff. Fold into the courgette mixture.
- Fill the baking dish with the mixture and bake for 25 minutes until the flan is golden on top. Remove from the oven, and serve piping hot.

Leek tart

serves 6

ingredients

6 large leeks, white part only	pinch of grated nutmeg
100g/4oz raw ham, diced	300g/11oz olive oil other
200g/7oz veal or lamb, minced	shortcrust pastry
200g/7oz lean pork, minced	25g/1oz Parmesan cheese,
200ml/7fl oz olive oil	freshly grated
100ml/3½fl oz dry red wine	salt and freshly ground
pinch of saffron threads, soaked in	black pepper
2 tablespoons boiling water	

- Preheat the oven to 190°C/375°C/Gas mark 5. Grease a 20cm/8in pie dish. Cut the leeks lengthways into 5cm/2in strips, soak in cold water for 5 minutes, then drain.
- Brown the ham and minced meat in a frying pan, using half the olive oil. Add the wine, saffron and its soaking liquid, and the nutmeg. Season with salt and pepper. Cook for a further 2 minutes, stirring, until the wine has evaporated.
- Sweat the leeks for 3 minutes in a saucepan using the remainder of the oil, and season with salt.
- Line the pie dish with three-quarters of the pastry. Pour in the meat mixture and spread evenly over the bottom of the tart shell. Arrange the leeks on top of the meat, and sprinkle with the Parmesan.
- Cut the remaining pastry into strips, and arrange over the top of the pie in a lattice pattern. Bake in the oven for 40 minutes or until the top of the filling is golden brown. Serve hot.

Cheese & courgette quiche

serves 6

ingredients

350g/12oz shortcrust pastry	2 eggs
1 onion, chopped	4 tablespoons crème fraîche
15g/½oz butter	25g/1oz Gruyère cheese, grated
450g/1lb courgettes, grated	salt and ground black pepper

- Preheat the oven to 200°C/400°F/Gas mark 6. Grease a 25cm/10in pie dish.
- Roll out the pastry and use to line the pie dish. Cover with greaseproof paper or baking parchment and line with baking beans. Bake in the oven for 15 minutes then remove the greaseproof paper and beans.
- Reduce the oven temperature to 190°C/375°F/Gas mark 5.
- Sweat the onion in butter until soft, then add the courgettes and sweat for a further minute. Spoon the mixture into the pie dish. Mix together the crème fraîche and cheese. Season with salt and pepper, and pour over the courgettes. Bake in the oven for 30 minutes until set. Serve hot.

Sorrel tart

serves 6

ingredients

225g/8oz shortcrust pastry	25g/1oz unsalted butter
225g/8oz sorrel leaves	3 egg yolks
75g/3oz granulated sugar	3 digestive biscuits, crumbled
½ teaspoon ground cinnamon	1 tablespoon lemon juice

- Preheat the oven to 180°C/350°F/Gas mark 4.
- Roll out the pastry and use to line a greased 20–23cm/8–9in tart tin or pie dish. Bake blind for 15 minutes (see above).
- Using a mortar and pestle, grind the sorrel and pour the resulting juice into a saucepan. If little juice appears, then wrap the sorrel in cheesecloth and squeeze the juice out this way.
- Add the sugar, cinnamon, butter, egg yolks, biscuit crumbs and lemon juice to the pan. Cook over a low heat until the mixture thickens.
- Scoop the mixture into the pastry shell and bake in the oven for 30 minutes or until the filling has turned golden brown. Serve hot.

Cottage cheese flan

serves 6

ingredients

250g/8oz butter, plus extra
for greasing
175g/6oz plain flour
salt
2 eggs, beaten, plus 4 extra,
separated
175ml/6fl oz sour cream
900g/2lb cottage cheese
4 eggs, separated
1 tablespoon finely chopped
fresh dill

- Preheat the oven to 200°C/400°F/Gas Mark 6. Grease a 20cm/8in tart tin with a little butter.
- Put the flour and a pinch of salt on a work surface. Make a well in the centre, and pour in the 2 beaten eggs and 150ml/5fl oz of the sour cream. Add 175g/6oz of the butter, cut into pieces, and work into a smooth dough with your hands. Knead for 10 minutes. Cover the dough with a cloth, and leave in a cool place for 1 hour.
- Mix the cottage cheese with the remaining butter, egg yolks, dill and salt to taste. In a separate bowl, whisk the egg whites until stiff, then fold into the cottage cheese mixture.
- Line the prepared tart tin with the pastry. Trim the edges, and spread the cottage cheese mixture evenly over the bottom of the pastry.
- Brush the top of the mixture with the remaining sour cream, and bake in the oven for 30 minutes or until the filling is set. Serve hot.

Cornish pasties

serves 6

ingredients

175g/6oz rump steak, finely chopped
 1 potato, finely chopped
 1 onion, finely chopped
 1 carrot, finely chopped
 2 teaspoons Worcestershire sauce
 2 tablespoons beef stock
 salt and freshly ground black pepper
 1 egg, lightly beaten

For the pastry

butter for greasing
 275g/10oz plain flour
 pinch of salt
 100g/4oz butter, cubed
 4–5 tablespoons iced water

- Lightly grease a medium baking tray.
- To make the pastry, sift the flour and pinch of salt into a large bowl, and rub in the butter with your fingertips until the mixture resembles fine breadcrumbs. Make a well in the centre and add almost all the water. Mix together with a flat-bladed knife or spatula, using a cutting action, until the mixture comes together in small beads, adding more water if the dough is too dry. Turn out onto a floured work surface, and form into a ball. Cover with cling film and refrigerate for 20 minutes.
- Preheat the oven to 210°C/425°F/Gas mark 7. Mix together the steak, potato, onion, carrot, Worcestershire sauce and stock in a bowl, and season well with salt and pepper.
- Divide the dough into six portions. Roll out each portion to 3mm/1/8in thick. Using a 16cm/6 1/2in plate as a guide, cut out six circles. Divide the filling evenly between the circles. Brush the edges with the egg and bring the pastry together to form a semicircle. Pinch the edges into a frill.
- Put the pasties on the prepared baking tray. Brush with the beaten egg, and bake for 15 minutes. Reduce the oven temperature to 180°C/350°F/Gas mark 4, and cook for a further 25–30 minutes until golden. Serve hot or cold.

Chicken pie

serves 12

ingredients

125ml/4fl oz olive oil	3 beefsteak tomatoes, peeled, quartered and seeded
900g/2lb skinless chicken breast fillets, halved horizontally	1 egg, beaten
6 garlic cloves, crushed	salt and freshly ground black pepper
2 tablespoons chopped fresh oregano	
2 tablespoons chopped fresh flat-leaf parsley	<i>For the sauce</i>
3 large onions, sliced	50g/2oz butter
450g/1lb courgettes, sliced	2 teaspoons plain flour
450g/1lb aubergines, thinly sliced	450ml/¾pt double cream
675g/1½lb puff pastry	125ml/4fl oz horseradish sauce
	125ml/4fl oz white wine

- Preheat the oven to 220°C/425°F/Gas mark 7. Grease a large baking tray.
- Heat 4 tablespoons of the oil in a large frying pan, add half the chicken and sprinkle with half the garlic and herbs. Season lightly. Sauté the chicken on both sides to seal and remove with a slotted spoon. Sauté the remaining chicken, garlic and herbs. Remove from the pan. Add the onions to the pan. Sauté gently for 5 minutes. Add the courgettes and aubergines, and sauté for a further 5 minutes, adding more oil if needed. Allow to cool.
- On a floured work surface, roll out a third of the pastry into a 40 x 20cm/16 x 8in rectangle. Place on the baking tray. Lay half the chicken to within 2.5cm/1in of the pastry edges, cover with half the vegetables, then arrange half the tomatoes over the top. Repeat the layering to use all the ingredients. Brush the pastry edges with some of the beaten egg.
- Thinly roll half the remaining pastry to a rectangle. Cut diagonally into strips and lay over the filling, leaving a gap between the strips. Press the ends to seal. Brush with beaten egg. Roll out the remaining pastry, cut strips and lay them over the pie in a lattice pattern. Press the edges of the pastry firmly together to seal; trim off the excess with a knife. Brush with beaten egg.
- Bake for 15 minutes. Reduce the temperature to 180°C/350°F/Gas mark 4 and bake for a further 40 minutes until risen and golden.
- To make the sauce, melt the butter in a small pan and blend in the flour. Cook for 1 minute, stirring. Remove from the heat and stir in the cream and horseradish. Return to the heat and cook, stirring, until thickened, then add the wine. Serve hot with the pie.

Prawn pies

serves 4

ingredients

225g/8oz plain flour, plus extra
for dusting
100g/4oz butter, cubed, plus extra
for greasing
1 tablespoon dried vegetable oil
5cm/2in piece of fresh root
ginger, grated
3 garlic cloves, crushed
900g/2lb raw prawns, peeled and
deveined
75ml/3fl oz sweet chilli sauce
75ml/3fl oz lime juice
75ml/3fl oz double cream
25g/1oz fresh coriander, chopped
1 egg yolk, lightly beaten

- Sift the flour into a large bowl, add the butter and rub into the flour with your fingertips until the mixture resembles fine breadcrumbs. Make a well, add 3 tablespoons water and mix with a flat-bladed knife, using a cutting action, until the mixture comes together in beads. Gather the dough together and lift out on to a lightly floured surface. Press into a ball and flatten into a disc. Wrap in cling film and chill for 15 minutes.
- Preheat the oven to 200°C/400°F/Gas mark 6. Grease two baking trays with butter.
- Heat the oil in a large frying pan, and sauté the ginger, garlic and prawns for 3 minutes. Remove the prawns and set aside. Add the chilli sauce, lime juice and cream to the pan, and simmer over a medium heat until the sauce has reduced by a third. Return the prawns to the pan and add the coriander. Stir through, then leave to cool.
- Divide the pastry into four, and roll out each portion, between sheets of baking parchment, into a 20cm/8in circle. Divide the filling into four, and place a portion in the centre of each pastry, leaving a wide border. Fold the edges loosely over the filling, and slide the pies onto the prepared baking trays. Brush the pastry with the egg yolk. Bake for 25 minutes or until golden. Serve hot.

Continental flan

serves 4

ingredients

50g/2oz butter, plus extra
for greasing
4 slices white bread
2 eggs, beaten
100g/4oz Cheddar cheese,
grated
50ml/2fl oz milk
50g/2oz onion, finely chopped
50g/2oz green pepper, seeded
and finely chopped
½ teaspoon mustard powder
salt and ground black pepper

- Preheat the oven to 200°C/400°F/Gas mark 6. Grease a large baking dish with butter.
- Butter the bread, remove the crusts and cut into quarters diagonally. Line the sides of the baking dish with the bread, overlapping slightly.
- In a large bowl, mix together the eggs, cheese, milk, onion, pepper and mustard. Season with salt and pepper, and pour over the bread.
- Cook in the oven for 20–25 minutes. Serve either hot or cold.



Beef & cabbage pie

serves 6

ingredients

butter for greasing
200g/7oz potatoes, shredded
200g/7oz Cheddar cheese,
grated
450g/1lb minced beef

1 tablespoon vegetable oil
175g/6oz cabbage, shredded
100g/4oz canned chopped green
chillies, drained
125ml/4fl oz taco sauce
salt and ground black pepper

- Preheat the oven to 180°C/350°F/Gas mark 4. Lightly grease a 23cm/9in pie plate with butter.
- Combine the potatoes with half the cheese and season with salt and pepper. Press into the bottom and up the sides of the prepared pie plate. Bake in the oven for 20 minutes.
- In a large frying pan, brown the beef in the oil and drain. Add the cabbage and sauté until crisp. Remove from the heat and add the chillies and taco sauce. Season with salt and pepper. Spoon the mixture into the crust, and bake for a further 20 minutes.
- Sprinkle with the remaining cheese, and continue baking until the cheese melts. Allow to stand for about 10 minutes before serving.

Game pie

serves 6

ingredients

225g/8oz onions, sliced	225g/8oz streaky bacon, diced
1 teaspoon butter	1 bay leaf
2 garlic cloves, finely chopped	150ml/5fl oz chicken stock
675g/1½lb game meat, off the bone, diced	150ml/5fl oz red wine
plain flour for sprinkling	225g/8oz button mushrooms
1½ teaspoons vegetable oil	350g/12oz puff pastry
	1 egg, beaten

- Preheat the oven to 180°C/350°F/Gas mark 4.
- Sauté the onions lightly in the butter until golden. Add the garlic and sauté for a further 1 minute. Sprinkle the game meat with flour, and brown gently in the oil.
- Stew the meat slowly in a large covered saucepan with the bacon, onions, garlic, bay leaf, stock and wine. Just before the meat is done, add the mushrooms. Continue cooking until tender. Allow to cool.
- Line a small pie dish with the puff pastry, leaving enough to make a lid. Fill with the meat mixture, cover with pastry and seal the edges. Brush with the egg. Bake for 25 minutes or until golden brown. Serve hot.

Terrace crab pie

serves 6

ingredients

25g/1oz butter	• Preheat the oven to 200°C/ 400°F/Gas mark 6.
100g/4oz onion, sliced into rings	• In a frying pan, melt the butter and sauté the onion and celery until the onion is soft and golden. Spoon alternate layers of the crabmeat, cheese and onion mixture into the pastry shell.
100g/4oz celery, chopped	• In a bowl, beat together the eggs, cream, salt and pepper. Pour into the pastry shell over the other ingredients. Bake in the oven for 30–40 minutes until set. Serve hot.
150g/5oz cooked crabmeat	
150g/5oz Cheddar cheese, grated	
23cm/9in unbaked pastry shell	
3 eggs	
50ml/2fl oz single cream	
1 teaspoon salt	
½ teaspoon ground black pepper	

Apple & Cheddar pie

serves 6

ingredients

- 150g/5oz plain flour, sifted
- 250g/9oz Cheddar cheese, grated
- ½ teaspoon salt
- 150g/5oz vegetable shortening
- 75ml/3fl oz iced water
- 350g/12oz cooking apples, cored and chopped
- 100g/4oz granulated sugar
- 2 teaspoons self-raising flour
- ½ teaspoon ground cinnamon
- 2 teaspoons butter
- 1 egg yolk, beaten
- 1 tablespoon water

- Preheat the oven to 200°C/400°F/Gas mark 6. Grease a 23cm/9in pie dish with butter.
- Mix together the plain flour, cheese and salt in a bowl. Using a pastry blender or two knives, cut in the shortening until the mixture resembles coarse breadcrumbs. Sprinkle the iced water over, and toss the crumbs until a dough is formed. Press the dough firmly into a ball.
- Divide the pastry almost in half and roll out the larger half, on a lightly floured surface, to a 30cm/12in circle. Use to line the greased pie dish, trimming the edges to 1cm/½in beyond the rim of the pie plate.
- Put the apples, sugar, self-raising flour and cinnamon in a bowl, and mix well. Arrange the apple mixture in the pastry shell. Roll out the remaining pastry to a 30cm/12in circle. Place on top of the filling, trimming the crust to 2.5cm/1in beyond the rim of the pie dish. Flute the edges to form a rim.
- Combine the egg yolk with 1 tablespoon water to make an egg wash, then brush over the top crust and rim.
- Bake the pie in the oven for 45–50 minutes until apples are tender and the crust is a golden brown. Cool on a wire rack before serving.

Seafood pie

serves 4

ingredients

700g/1½lb potatoes, peeled and
thinly sliced
salt and freshly ground black pepper
450g/1lb cod fillet
450ml/¾pt milk
75g/3oz butter, plus extra for
greasing
350g/12oz trimmed leeks, sliced
freshly grated nutmeg
25g/1oz plain flour
100g/4oz Stilton cheese
50ml/2fl oz single cream
225g/8oz peeled and deveined
cooked prawns
salt and freshly ground black pepper

- Preheat the oven to 190°C/375°F/Gas mark 5. Lightly grease a 1.7-litre/3pt pie dish and place on a baking tray.
- Cook the potatoes in a pan of salted boiling water for 5 minutes or until partially softened, then drain thoroughly.
- Put the cod in a shallow pan. Pour over 50ml/2fl oz of the milk and season lightly with salt and pepper. Cover and poach for 5 minutes until tender. Drain, reserving the liquid. Flake the cod, discarding the skin and bones.
- Melt 25g/1oz of the butter in a pan and sauté the leeks for 3 minutes, adding nutmeg to taste.
- Melt the remaining butter in another small pan. Add the flour and cook, stirring, for 1 minute. Remove from the heat, and gradually blend in the remaining milk and the reserved fish liquid, stirring until smooth.
- Return the pan to the heat. Cook, stirring, until the sauce has thickened. Crumble in the Stilton and add the cream. Season with salt and pepper.
- Put the cod, leeks and prawns in the prepared pie dish. Spoon over half the sauce, add the potatoes and pour over the remaining sauce. Cook the pie in the oven for 45 minutes. Serve immediately.

Tuna mornay

serves 4

ingredients

50g/2oz butter
25g/1oz plain flour
500ml/16fl oz milk
½ teaspoon mustard powder
75g/3oz Cheddar cheese, grated
600g/1lb 5oz canned tuna, drained
2 tablespoons chopped fresh
flat-leaf parsley
2 eggs, hard-boiled and chopped
25g/1oz fresh white breadcrumbs
salt and freshly ground black pepper

- Preheat the oven to 180°C/350°F/Gas mark 4.
- Melt the butter in a small pan. Add the flour and stir over a low heat for 1 minute or until pale and foaming. Remove the pan from the heat, and gradually stir in the milk. Return the pan to the heat and stir constantly until the sauce boils and thickens. Reduce the heat and simmer for 2 minutes. Remove from the heat and whisk in the mustard and 50g/2oz of the cheese until melted and smooth.
- Flake the tuna with a fork and mix into the sauce with the parsley and egg. Season with salt and pepper. Spoon into 4 x 250ml/9fl oz ramekins. Mix the breadcrumbs and remaining cheese, and sprinkle over the top of each ramekin. Bake in the oven for 15–20 minutes until the topping is golden brown. Serve hot.

Chicken & sausage pie

serves 6–8

ingredients

For the pastry

150g/5oz butter, plus extra
for greasing
450g/1lb plain flour
1 tablespoon dried mixed herbs
salt and freshly ground
black pepper
1 egg, beaten

For the filling

450g/1lb spinach
freshly grated nutmeg
450g/1lb skinless chicken breast
fillet, cubed
225g/8oz sausage meat
1 bunch of spring onions, chopped
25g/1oz chopped fresh
flat-leaf parsley
4 fresh apricots, stoned and
chopped
1 teaspoon grated lemon zest
1 egg, beaten

- Preheat the oven to 200°C/400°F/Gas mark 6. Grease a 23cm/9in round loose-bottomed cake tin with butter.
- For the pastry, mix together the flour and herbs, and season with salt and pepper. Melt the butter in a pan with 250ml/9fl oz water, then bring to the boil. Quickly stir in the flour mixture, mixing to form a soft dough. Cool slightly, then turn out and knead briefly on a lightly floured work surface. Wrap in cling film and leave to cool.
- To make the filling, wash the spinach, then place in a large pan with no water and cook, covered, for 5 minutes until the spinach is wilted and tender. Drain well, pressing out any excess liquid. Chop, then season to taste with nutmeg, salt and pepper.
- Put the chicken in a bowl with the sausage meat, spring onions, parsley, apricots, lemon zest and egg. Combine thoroughly with your hands. Add the spinach, season with salt and pepper, and mix well.
- Roll out two-thirds of the pastry and use to line the prepared cake tin. Fill the pastry with the chicken mixture.
- Dampen the pastry edges, then roll out the remaining pastry to cover the pie, pinching the edges together to seal.
- Bake in the oven for 1–1¼ hours until golden. Leave to cool in the tin for 20 minutes, then remove and cool completely before serving.

Mushroom & veal pie

serves 4

ingredients

25g/1oz plain flour

¼ teaspoon salt

½ teaspoon freshly ground
black pepper

450g/1lb stewing veal, trimmed
and cut into bite-size pieces

1 tablespoon vegetable oil

1 onion, chopped

1 garlic clove, minced

2 carrots, chopped

200g/7oz mushrooms, sliced

½ teaspoon dried sage

150ml/5fl oz water

500ml/18fl oz beef stock

2 tablespoons dry vermouth

1 tablespoon tomato purée

1 teaspoon Worcestershire sauce

175g/6oz frozen peas

For the topping

200g/7oz plain flour

1 tablespoon chopped fresh
flat-leaf parsley

2 teaspoons baking powder

25g/1oz butter

175ml/6fl oz Greek-style yogurt
salt and ground black pepper

- In a plastic bag, combine the flour with the salt and half the pepper. Toss the veal in the flour mixture, in batches if necessary.
- In large frying pan, heat half the oil over a medium-high heat, and brown the veal in batches, adding the remaining oil as necessary. Transfer to a plate and set aside.
- Stir the onion, garlic, carrots, mushrooms, sage and 1 tablespoon water into the pan and cook, stirring, for about 7 minutes until golden. Stir in the remaining water, the stock, vermouth, tomato purée, Worcestershire sauce, remaining pepper and veal. Bring to the boil, then reduce the heat and simmer, covered, stirring occasionally, for 1 hour.
- Preheat the oven to 230°C/450°F/Gas mark 8.
- Uncover the pan and cook for about 15 minutes until the veal is tender and the sauce has thickened. Stir in the peas and leave to cool. Pour into a 20cm/8in square baking dish.
- To make the topping, in a large bowl, stir together the flour, parsley, baking powder and seasoning. Cut in the butter until the mixture resembles coarse breadcrumbs.
- On lightly floured surface, gently knead the dough until smooth. Gently pat out the dough into a 20cm/8in square. Cut into 16 equal squares and place over the veal mixture in four rows.
- Bake in the oven for 25–30 minutes until the crust is golden. Serve hot.

Filo mince pie

serves 4

ingredients

1 tablespoon vegetable oil	300ml/10fl oz lamb stock
450g/1lb minced lamb	1 teaspoon ground cumin
1 red onion, sliced	225g/8oz filo pastry
2 tablespoons chopped fresh coriander leaves	100g/4oz dried apricots
25g/1oz plain flour	1 courgette, sliced
50g/2oz canned cooked chickpeas, drained	25g/1oz butter, melted
	salt and freshly ground black pepper

- Preheat the oven to 190°C/375°F/Gas mark 5.
- Heat the oil in a large pan. Add the lamb and brown for 5 minutes. Stir in the onion, coriander and flour. Cook for a further 1 minute. Add the chickpeas, stock, cumin, salt and pepper. Cook for 20 minutes.
- Line a deep ovenproof dish with 4 sheets of filo pastry. Spoon in the mince mixture. Top with the apricots and courgettes. Lay 2 sheets of pastry on top of the filling, and brush with the melted butter. Fold the remaining sheets on top. Pour over the rest of the butter, and cook the pie in the oven for 40 minutes. Serve hot.

Tomato & ham pie

serves 6

ingredients

200g/7oz puff pastry	• Preheat the oven to 220°C/425°F/Gas mark 7.
175g/6oz cooked ham, sliced	• Roll out the pastry and use to line an 18cm/7in baking dish. Put the ham, then the tomatoes on top.
450g/1lb tomatoes, peeled and sliced	• Beat together the eggs, cream and Cheddar cheese. Season with salt and pepper, and pour over the tomatoes.
2 eggs	• Bake for 40 minutes. Sprinkle with chopped parsley and serve.
150ml/5fl oz double cream	
100g/4oz Cheddar cheese, cut into slices	
salt and freshly ground black pepper	
chopped fresh flat-leaf parsley, to garnish	

Shepherd's pie

serves 4

ingredients

100g/4oz unsmoked streaky bacon,
cut into strips
450g/1lb lean beef mince
2 tablespoons olive oil
225g/8oz onion, diced
175g/6oz carrot, diced
2 garlic cloves, chopped
150ml/5fl oz red wine
300ml/10fl oz chicken stock
450g/1lb canned chopped tomatoes
1 bay leaf
2 teaspoons dried oregano
2 tablespoons Worcestershire sauce
3 tablespoons tomato ketchup
900g/2lb mashed potatoes
salt and freshly ground black pepper

- Fry the streaky bacon in a hot frying pan until it is almost crisp, then transfer to a heavy saucepan. Brown the beef in the frying pan, then add to the same saucepan.
- Add the olive oil to the bacon fat, and sweat the onion, carrot and garlic until soft but not brown, adding them to the saucepan when done.
- Preheat the oven to 220°C/425°F/Gas mark 7.
- Deglaze the frying pan with the red wine, and add this to the saucepan, topping up to cover with the stock. Add the tomatoes and their liquid, bay leaf, oregano, Worcestershire sauce and tomato ketchup. Stir, bring to the boil and simmer, uncovered, over a very low heat for 3 hours, seasoning with salt and pepper halfway through.
- Put the contents of the saucepan into a deep rectangular ovenproof dish, cover with the mashed potatoes and brown in the oven for 20 minutes. Serve hot.

Steak & onion pie

serves 4

ingredients

For the pastry

300g/11oz butter

1 egg

2 egg yolks

550g/1lb 4oz plain flour, sifted

½ teaspoon salt

3 tablespoons iced water

For the filling

50g/2oz butter

450g/1lb trimmed leeks, washed
and thinly sliced

225g/8oz chestnut mushrooms,
sliced

100g/4oz Gruyère cheese, grated

50g/2oz Parmesan cheese,
freshly grated

225g/8oz sliced smoked cooked
ham, diced

4 tablespoons wholegrain mustard
200ml/7fl oz fromage frais

1 egg, beaten

salt and freshly ground
black pepper

- To make the pastry, put the butter, egg and yolks in a blender or food processor, and process until pale. Add the flour and salt, and pulse until the mixture just comes together. Add the iced water, process for 1 second, then tip the dough out into a bowl and use your hands to bring together. Divide in two, with one piece slightly larger than the other. Wrap in cling film, and chill for 30 minutes.
- Preheat the oven to 200°C/400°F/Gas mark 6.
- Roll out the smaller piece of dough into a large rectangle measuring about 23 x 28cm/9 x 11in. Slide the dough onto a greased baking tray. Prick all over with a fork and bake for 10–15 minutes. Cool.
- To make the filling, melt the butter in a frying pan, add the leeks and mushrooms and cook for about 10 minutes until soft. Stir in the cheeses and season well with salt and pepper. Spread half of this mixture over the pastry base, leaving a border around the edge. Cover with the ham.
- Mix the mustard with the fromage frais, season with salt and pepper, and spread over the ham. Top with the remaining leek and mushroom mixture. Lightly brush the edges with water.
- Roll out the remaining dough on a large piece of baking parchment. Carefully place on top of the pie and remove the parchment. Press the dough down to seal. Brush all over with beaten egg.
- Bake in the oven for 35 minutes until the pastry is golden and crisp. Serve either hot or cold.

Cottage pie

serves 4

ingredients

2 tablespoons vegetable oil
1 onion, finely chopped
1 carrot, finely chopped
100g/4oz mushrooms, chopped
500g/1lb 2oz minced lamb
300ml/10fl oz lamb stock
1 tablespoon plain flour
1 bay leaf
3 teaspoons Worcestershire sauce
1 tablespoon tomato purée
700g/1 1/2lb potatoes, boiled
25g/1oz butter
3 tablespoons hot milk
salt and freshly ground black pepper

- Heat the oil in a heavy saucepan, add the onion, carrot and mushrooms, and cook, stirring occasionally, until browned. Stir the lamb into the pan and continue to cook, stirring to break up the lumps, until lightly browned. Blend a few spoonfuls of the stock with the flour, then stir this mixture into the pan.
- Pour in the remaining stock and bring to a simmer, stirring constantly. Add the bay leaf, Worcestershire sauce and tomato purée, then cover the pan and cook very gently for 1 hour, stirring occasionally. Remove the lid from the pan towards the end of cooking to allow any excess water to evaporate, if necessary, but do not let it boil dry or stick to the pan.
- Preheat the oven to 190°C/375°F/Gas mark 5.
- Mash the potatoes with the butter and milk, and season with salt and pepper. Season the mince mixture, then spoon into an ovenproof dish. Cover with an even layer of potato, and make a pattern on the top using the prongs of a fork.
- Bake for 25 minutes until golden brown. Serve hot.

Casseroles & Stews

There is nothing more comforting and heart-warming than a hot bowlful of stew or casserole on a winter's evening, and with all the ingredients cooked in one pot this is a great way to offer complete nourishment with a minimum of fuss.

There are virtually no limits to the ingredients you can use to make a tasty casserole, and there are recipes here to suit everyone – from meat lovers, to fish lovers, to vegetarians. This chapter is also where you can readily reap the benefits of slow cooking, with its meltingly tender results and its rich, appetizing flavours.

Beef & stout casserole

serves 4

ingredients

700g/1½lb beef
175g/6oz lean bacon, cubed
1 tablespoon vegetable oil
15g/½oz butter
2 tablespoons plain flour
1 bottle of stout
450g/1lb shallots
3 garlic cloves, crushed
1 tablespoon sugar
1 tablespoon wine or
cider vinegar
salt and freshly ground
black pepper

- Preheat the oven to 150°C/
300°F/Gas mark 2.
- Sauté the beef and bacon in the
oil. Drain off the excess liquid.
Remove the meat and set aside.
- Add the butter to the pan and melt.
Stir in the flour to make a roux;
cook, stirring, for a minute or two.
Gradually stir in the stout.
- Put the meat and the shallots in a
deep casserole dish, and season
with salt and pepper. Add the
garlic. Sprinkle the sugar on top,
and pour in the sauce. Cover and
put in the oven. Cook very gently
for up to 3 hours.
- Remove from the oven and mix
in the vinegar. Serve hot with
boiled potatoes.



Beef hotpot

serves 4

ingredients

900g/2lb rump steak, cubed
350g/12oz carrots,
thickly sliced
2 onions, thickly sliced
700g/1½lb potatoes,
thickly sliced
500ml/18fl oz beef stock
salt and freshly ground
black pepper

- Preheat the oven to 170°C/
325°F/Gas mark 3.
- Arrange a layer of beef in a
casserole dish. Sprinkle over a little
salt and pepper, then top with a
layer of carrots, onions and
potatoes. Pour in the stock.
- Cover and bake for 2–2½ hours
until the meat is tender. Increase
the oven temperature to 200°C/
400°F/Gas mark 6, and cook for
another 30 minutes or until
potatoes are brown. Serve hot.

One-pot beef dinner

serves 6

ingredients

3 tablespoons vegetable oil
 1 small onion, chopped
 1 large egg, lightly beaten
 450g/1lb minced beef
 50g/2oz plain breadcrumbs
 1½ teaspoons onion powder
 1½ teaspoons garlic salt
 4 medium potatoes, sliced
 450g/1lb frozen carrots

- Heat the oil in a frying pan over a medium-high heat. Reduce the heat to medium once the oil is hot. Add the onion to the pan, and sweat until soft.
- In a large bowl, mix the egg, beef, 50ml/2fl oz water, breadcrumbs, onion powder and garlic salt. Press the meat into the bottom of the bowl to form a rounded loaf. Invert the bowl to remove, and put the loaf on top of the onion. Put the sliced potatoes around the loaf and the carrots on top of the potatoes.
- Sprinkle with additional seasonings if desired. Cover and cook for about 1 hour. After 30 minutes, turn the meatloaf over and stir the vegetables. Serve hot.



Green chilli & meat stew

serves 5

ingredients

2½lb stewing beef, cubed
 1.2 litres/2pt water
 100g/4oz fresh green chillies,
 roasted, peeled, seeded
 and chopped
 2 teaspoons garlic powder
 1 teaspoon cornflour
 salt and freshly ground
 black pepper

- Cover the meat with water in a large heavy pan, bring to the boil and simmer gently for 4 hours.
- Add the chillies and garlic powder. Season with salt and pepper.
- Dissolve the cornflour in 2 teaspoons water to form a paste, and stir in rapidly. When the mixture has thickened, simmer for about 45 minutes. Serve hot.

One-pot spaghetti

serves 2

ingredients

100g/4oz minced beef
1 tablespoon chopped onion
225g/8oz tomato sauce
75g/3oz spaghetti
100g/4oz Parmesan cheese,
freshly grated

- Crumble the beef into a microwave-proof casserole dish and add the onion.
- Microwave on High for 2½ minutes or until no longer pink, stirring once. Drain and stir to break the meat into smaller pieces. Add the tomato sauce, 400ml/14fl oz water and spaghetti.
- Cover with the casserole lid. Microwave for 10–11 minutes until the spaghetti is al dente, stirring twice. Serve hot with the Parmesan sprinkled over the top.



Mexican nacho casserole

serves 4

ingredients

450g/1lb minced beef
1 tablespoon dried mixed herbs
100g/4oz canned refried beans
50g/2oz onions, chopped
200g/7oz nacho chips
1 green pepper, seeded
and diced
100g/4oz Cheddar
cheese, grated

- Preheat the oven to 200°C/400°F/Gas mark 6.
- Cook the minced beef and herbs in a frying pan, mixing well and stirring to break up any lumps.
- Spread the refried beans in the bottom of a medium casserole dish, then sprinkle with the onions. Layer the meat over the beans. Bake in the oven for 15 minutes.
- Tuck the nacho chips around the edges of the casserole, then top with the pepper and cheese, and bake for a further 5 minutes. Serve immediately.

Beef paprikash

serves 8

ingredients

1.4kg/3lb stewing beef, cubed
 150g/5oz onions, sliced
 1 garlic clove, minced
 225ml/8fl oz tomato ketchup
 3 tablespoons Worcestershire sauce
 ¾ teaspoon mustard powder
 1 tablespoon paprika
 1½ tablespoons soft brown sugar
 2 tablespoons cornflour, mixed with 75ml/3fl oz water

- Mix all the ingredients except the cornflour paste in a flameproof casserole dish. Cover and cook over a low heat for 4 hours.
- Increase the heat to high, and stir in the cornflour paste. Cook for 15–20 minutes until thickened.
- Serve hot with potatoes (these can be cooked separately, or added to the casserole 25–30 minutes before the end of the cooking time if you like) or on a bed of noodles.

Lamb hotpot with dumplings

serves 4–6

ingredients

700g/1½lb neck of lamb, chopped
 2 teaspoons redcurrant jelly
 2 onions, chopped
 3 carrots, chopped
 1 turnip, chopped
 175g/6oz mushrooms, sliced
 1 parsnip, chopped and blanched
 1 tablespoon tomato purée

600ml/1pt vegetable stock
 salt and freshly ground
 black pepper

For the dumplings

100g/4oz self-raising flour, sifted
 50g/2oz suet, shredded
 1 teaspoon chopped fresh parsley

- Preheat the oven to 190°C/375°F/Gas mark 5.
- Put the pieces of meat in the bottom of a large casserole dish. Spread them with the redcurrant jelly, and put in the oven for 15 minutes. Remove and add the vegetables and a little salt and pepper. Stir the tomato purée into the stock. Pour over the meat and vegetables. Return the casserole to the oven, reduce the temperature to 180°C/350°F/Gas mark 4 and cook for about 1½ hours until the meat is tender.
- To make the dumplings, mix together the flour, suet and seasoning with enough water to form a stiff dough. This makes about 6 small dumplings. Add the dumplings to the hotpot for the last 30 minutes of cooking.

Lamb hotpot

serves 4

ingredients

675g/1½lb lean lamb neck cutlets	150ml/5fl oz lamb stock
2 lamb's kidneys	25g/1oz butter, melted
675g/1½lb potatoes, thinly sliced	salt and freshly ground black pepper
1 large onion, thinly sliced	
2 tablespoons chopped fresh thyme	

- Preheat the oven to 180°C/350°F/Gas mark 4.
- Remove any excess fat from the lamb. Skin and core the kidneys, and cut them into slices.
- Arrange a layer of potatoes in the bottom of a 1.8-litre/3pt ovenproof dish. Arrange the lamb neck cutlets on top of the potatoes, and cover with the kidneys, onion and thyme. Pour the stock over the meat, and season with salt and pepper. Layer the remaining potato slices on top, overlapping to completely cover the meat and onion.
- Brush the potato slices with the butter, cover the dish and cook in the oven for 1½ hours. Remove the lid and cook for a further 30 minutes until golden brown on top. Serve hot.



Lamb & leek stew

serves 4

ingredients

8 small lamb cutlets, trimmed of all fat, cut into cubes	• Put all the ingredients except the potatoes and parsley in a large saucepan. Season with salt and pepper. Bring to the boil and skim the surface. Reduce the heat, part-cover the pan and simmer gently for 1 hour.
450g/1lb leeks, thickly sliced	• Add the potatoes and a little more seasoning, and simmer for a further 30 minutes or until the potatoes and meat are tender. Serve hot.
3 carrots, thickly sliced	
2 turnips, cut into chunks	
900ml/1½pt lamb stock	
450g/1lb potatoes, cut into large chunks	
2 tablespoons chopped fresh flat-leaf parsley	
salt and freshly ground black pepper	

Ulster Irish stew

serves 4

ingredients

900g/2lb neck of lamb, cubed
 900g/2lb potatoes, sliced
 450g/1lb onions, thickly sliced
 1 sprig of fresh thyme
 salt and freshly ground
 black pepper

- Layer the meat, potatoes and onion in a casserole dish, seasoning each layer well with salt and pepper. Finish with a layer of potatoes. Fill to about two-thirds full with water, add the thyme and cover with a lid.
- Bring to the boil and simmer for 1–2 hours until the lamb is really tender. Serve hot.

Lamb & vegetable stew

serves 4

ingredients

2 tablespoons olive oil
 400g/14oz lean lamb
 fillet, cubed
 1 red onion, sliced
 1 garlic clove, crushed
 1 potato, cubed
 400g/14oz canned chopped
 plum tomatoes
 1 red pepper, seeded
 and chopped
 200g/7oz canned chickpeas
 1 aubergine, cut into chunks
 200ml/7fl oz lamb stock
 1 tablespoon red wine vinegar
 1 teaspoon chopped fresh thyme
 1 teaspoon chopped fresh
 rosemary
 1 teaspoon chopped fresh
 oregano
 8 pitted black olives, halved
 salt and ground black pepper

- Preheat the oven to 170°C/325°F/Gas mark 3.
- Heat 1 tablespoon of the oil in a flameproof casserole dish and, over a high heat, brown the lamb. Reduce the heat and add the remaining oil, the onion and the garlic. Cook until soft.
- Add the potato, tomatoes, pepper, drained chickpeas, aubergine, stock, vinegar and herbs to the casserole dish. Season with salt and pepper, stir and bring to the boil. Cover and cook in the oven for 1–1½ hours until tender.
- About 15 minutes before the end of cooking time, add the olives. Serve hot.

Lamb & okra stew

serves 8

ingredients

2 large onions, chopped	225g/8oz tomatoes, sliced
2 garlic cloves	1 tablespoon tomato purée
50g/2oz butter	juice of 1 lemon
900g/2lb lamb, cubed	salt and freshly ground
900g/2lb okra, chopped	black pepper

- Fry the onions and garlic in the butter until both are golden and the garlic is aromatic. Add the lamb and brown all over. Add the okra and fry gently for about 10 minutes.
- Add the tomatoes, continue to cook for a few more minutes, and cover with water in which you have diluted the tomato purée. Season with salt and pepper, and stir well. Bring to a boil and simmer over a low heat for 1½ hours or more until the meat and vegetables are very tender and the sauce is reduced, adding a little more water if necessary.
- Remove from the heat and add the lemon juice. Serve hot.



Irish lamb stew

serves 6

ingredients

2kg/4½lb lamb shoulder
3 onions, thickly sliced
700g/1½lb carrots, thickly sliced
900g/2lb potatoes, peeled and halved
2 teaspoons Worcestershire sauce
1 bay leaf
salt and freshly ground black pepper

- Trim a fair amount of fat off the meat and reserve. Cut the meat into large cubes. In a heavy pan, render down the fat over a low heat. Brown the meat in the fat, then set aside and brown the onions and carrots. Drain off any excess fat.
- Return the meat to the pan with the potatoes, Worcestershire sauce and bay leaf. Season with salt and pepper. Pour in enough water to cover. Simmer for 2–3 hours until the meat is tender and the potatoes are soft and melting. Skim off the fat from the surface, and serve hot.

Irish hotpot

serves 6

ingredients

6 potatoes, thinly sliced
 2 onions, thinly sliced
 3 carrots, thinly sliced
 75g/3oz cooked long-grain rice
 400g/14oz canned peas
 600g/1lb 5oz pork and herb
 sausages
 425g/15oz canned condensed
 tomato soup, diluted
 salt and freshly ground
 black pepper

- Preheat the oven to 190°C/
375°F/Gas mark 5.
- Layer the potatoes, onions and
carrots in a large casserole dish,
seasoning as you go with salt and
pepper. Sprinkle with the rice and
peas, and top with the sausages.
Pour the diluted soup over all.
- Bake in the oven, covered, for
1 hour. Remove the lid from the
casserole, turn the sausages and
bake, uncovered, for a further
1 hour. Serve hot.



Sausage & sweet pepper casserole

serves 4–6

ingredients

2 tablespoons olive oil
 450g/1lb spicy sausages,
 cut into 5cm/2in slices
 700g/1½lb green peppers,
 seeded and sliced
 225g/8oz tomatoes, skinned
 and quartered
 1 teaspoon chopped fresh
 flat-leaf parsley
 salt and freshly ground
 black pepper

- Heat the oil in a pan, and gently
fry the sausages until lightly
browned. Add the peppers, and
fry for a further 3 minutes, stirring
continuously.
- Add the tomatoes and parsley to
the pan. Season with salt and
pepper. Cover the pan and cook
gently for about 10 minutes until
the sausages are cooked through.
Serve hot.

One-pot sausage jambalaya

serves 4

ingredients

2 Italian sausages,
coarsely chopped
500g/1lb 2oz canned chopped
plum tomatoes
200g/7oz long-grain rice
1 teaspoon dried basil
1 red pepper, seeded
and chopped

- In large wide non-stick saucepan over a medium-high heat, brown the sausages for 8 minutes, then drain off any fat.
- Add the tomatoes, then stir in 550ml/18fl oz water, the rice and the basil.
- Cover and bring to the boil, then reduce the heat to low and simmer for 20 minutes, stirring once. Stir in the pepper, cover, and simmer for 5 minutes. Serve hot.



One-pot pork chop supper

serves 4

ingredients

1 tablespoon vegetable oil
4 pork chops
400g/14oz canned tomato soup
1 teaspoon Worcestershire sauce
½ teaspoon salt
½ teaspoon caraway seeds
3 potatoes, quartered
4 carrots, cut into
5cm/2in pieces

- In a large frying pan, brown the chops in the oil. Pour off any fat, then add the soup, 125ml/4fl oz water, Worcestershire sauce, salt, caraway, potatoes and carrots.
- Cover and simmer for 45 minutes or until tender. Serve hot.

Ham & cheese casserole

serves 8

ingredients

100g/4oz plain flour
 75g/3oz butter
 600ml/1pt milk
 300g/11oz ham, chopped
 600g/1lb 5oz potatoes,
 thinly sliced
 250g/9oz Cheddar cheese,
 grated
 1 onion, chopped
 1 green pepper, seeded
 and chopped
 salt and freshly ground
 black pepper

- Preheat the oven to 180°C/
350°F/Gas mark 4.
- Season the flour with salt and pepper. Melt the butter in a saucepan, then add the flour mixture. Cook over a medium heat for 1 minute, stirring constantly. Remove from the heat and stir in the milk. Return to the heat and cook until thick.
- In a very large bowl, mix the remaining ingredients with the sauce. Bake in a casserole dish for 1½ hours, keeping the casserole covered for the first 30 minutes of cooking. Allow to cool for 15 minutes before serving.

Pork & apricot casserole

serves 4

ingredients

4 lean pork loin chops
 1 onion, finely chopped
 2 yellow peppers, seeded
 and sliced
 2 teaspoons medium curry
 powder
 1 tablespoon plain flour
 250ml/9fl oz chicken stock
 100g/4oz dried apricots
 2 tablespoons wholegrain
 mustard
 salt and freshly ground
 black pepper

- Trim the excess fat from the pork and fry without fat in a large heavy pan until lightly browned. Add the onion and peppers, and stir over a medium heat for 5 minutes. Stir in the curry powder and the flour.
- Add the stock, stirring, then add the apricots and mustard. Cover and simmer for 25–30 minutes until tender. Season with salt and pepper, and serve hot.

Baked bean & bacon casserole

serves 3

ingredients

6 rashers rindless back bacon
450g/1lb canned baked beans
2 tablespoons minced onion
2 tablespoons tomato ketchup
1 teaspoon prepared mustard
2 tablespoons Demerara sugar

- Preheat the oven to 190°C/375°F/Gas mark 5.
- Dry-fry the bacon in a frying pan until very crisp.
- In a deep casserole dish, combine the beans, onion, ketchup, mustard and sugar. Mix thoroughly.
- Crumble the bacon, and sprinkle over the baked bean mixture.
- Heat in the oven, uncovered, for 10 minutes or until the sauce is bubbly. Serve hot.



Bacon & lentil stew

serves 4–6

ingredients

450lb/1lb rindless smoked back
bacon rashers, diced
1 onion, chopped
2 carrots, sliced
2 celery sticks, chopped
1 turnip, chopped
1 large potato, chopped
75g/3oz green lentils such as
Puy, rinsed and drained
1 bouquet garni
900ml/1½pt chicken stock
salt and freshly ground
black pepper

- Heat a large flameproof casserole and add the bacon. Cook over a medium heat, stirring, for 5 minutes or until the fat runs. Add the onion, carrots, celery, turnip and potato, and cook, stirring, for 5 minutes.
- Add the lentils, bouquet garni and stock. Bring to the boil, reduce the heat and simmer for 1 hour or until the lentils are tender.
- Remove and discard the bouquet garni, and season with salt and pepper. Serve immediately.

Veal & spinach stew

serves 4

ingredients

900g/2lb loin of veal, chopped
into 2.5cm/1in cubes
900g/2lb spinach
2 onions, chopped
25g/1oz butter
salt and freshly ground
black pepper

- Put all the ingredients in a large casserole dish. Pour in 225ml/8fl oz water, cover and cook over a high heat for about 35 minutes.
- Serve hot.

Tuscan veal broth

serves 4

ingredients

50g/2oz dried peas, soaked for
2 hours and drained
900g/2lb boned neck of
veal, diced
1.2 litres/2pt beef stock
50g/2oz barley
1 carrot, diced
1 turnip, diced
1 leek, thinly sliced
1 red onion, finely chopped
100g/4oz tomatoes, chopped
1 sprig of fresh basil
100g/4oz dried vermicelli
salt and freshly ground
black pepper

- Put the peas, veal, stock and 600ml/1pt water in a large pan. Bring to the boil over a low heat. Using a slotted spoon, skim off any scum that rises to the surface.
- When all the scum has been removed, add the barley and a pinch of salt. Simmer gently over a low heat for 25 minutes.
- Add the carrot, turnip, leek, onion, tomatoes and basil to the pan, and season with salt and pepper. Leave to simmer for about 2 hours, skimming the surface from time to time to remove any scum. Remove the pan from the heat and set aside for 2 hours.
- Set the pan over a medium heat and bring to the boil. Add the vermicelli and cook for 12 minutes. Season with salt and pepper, then remove and discard the basil. Serve immediately.

Liver & macaroni casserole

serves 4

ingredients

350g/12oz pigs' livers, thinly sliced	400g/14oz canned chopped plum tomatoes
25g/1oz butter	2 teaspoons chopped fresh sage
2 onions, thinly sliced	100g/4oz macaroni
3 tablespoons plain flour	salt and freshly ground black pepper
150ml/5fl oz chicken stock	

- Preheat the oven to 180°C/350°F/Gas mark 4.
- Brown the liver in half the butter in a flameproof casserole dish for 1 minute on each side. Remove from the pan with a slotted spoon.
- Add the remaining butter, and sauté the onions for 3 minutes until soft and lightly golden. Add the flour and cook, stirring, for 1 minute. Blend in the stock and tomatoes. Bring to the boil, stirring, for 1 minute.
- Return the liver to the pan and add the sage and a little salt and pepper. Cover and cook in the oven for 1 hour.
- Cook the pasta until al dente. Drain. Stir into the casserole. Serve hot.



Liver hotpot

serves 6

ingredients

500g/1lb 2oz lamb's liver	500ml/18fl oz lamb stock
25g/1oz plain flour	6 rashers streaky bacon
2 large onions, thinly sliced	salt and freshly ground black pepper
850g/13/4lb potatoes, thinly sliced	

- Preheat the oven to 180°C/350°F/Gas mark 4. Lightly grease a large casserole dish. Remove the skin and tubes from the liver. Season the flour with salt and pepper. Dredge each slice of liver in the seasoned flour.
- Arrange layers of liver, onion and potatoes in the casserole dish, ending with a neat layer of potatoes. Heat the stock and pour in just enough to cover the potatoes. Cover the casserole dish and bake for about 1 hour until the liver is tender. Remove the lid and arrange the bacon rashers on top. Continue cooking, uncovered, until the bacon is crisp. Serve hot.

Calves' kidney stew

serves 6–8

ingredients

350g/12oz calves' kidney,
peeled and diced
plain flour, seasoned with salt
and freshly ground black
pepper, for coating
50g/2oz butter
100g/4oz onions, chopped
175g/6oz carrots, chopped
1 turnip, finely chopped
3 celery sticks, finely chopped
1.7 litres/3pt beef stock
salt and freshly ground
black pepper

- Put the kidney in a bowl and cover with cold water and a good pinch of salt. Leave to soak while you prepare the vegetables, then drain and dry with kitchen paper and toss in the seasoned flour.
- Melt the butter in a saucepan, add the kidney and vegetables, and toss for 1–2 minutes in the butter. Season with salt and pepper, and add the stock. Bring to the boil, reduce the heat and simmer for 45–60 minutes until tender.
- Put the stew in a blender or food processor, and blend for 2 minutes, then reheat and serve hot.



Spicy goatmeat stew

serves 6

ingredients

900g/2lb goatmeat
2 onions, sliced
1 teaspoon fresh thyme
1 teaspoon curry powder
75ml/3fl oz groundnut oil
225g/8oz fresh red chillies
900g/2lb tomatoes
200ml/7fl oz tomato purée
salt and freshly ground
black pepper

- Season the goatmeat with salt, put in a deep heavy frying pan and add the onions, thyme, curry powder and half of the oil. Cook for 30–40 minutes until tender.
- In another pan, heat the remaining oil, and fry the chillies and tomatoes for 20 minutes until fairly dry. Add the tomato purée and stir thoroughly, then add the fried goatmeat pieces. Simmer gently for another 10 minutes, stirring frequently until well blended. Drain off any excessive oil that rises to the top, and serve hot.

Woodpigeon casserole

serves 4

ingredients

2 pig's trotters
25g/1oz butter
1 tablespoon vegetable oil
4 woodpigeon
12 pickling onions
1 carrot, diced
1 celery stick, diced
100g/4oz streaky back bacon, cut
into strips
1 cinnamon stick
1 bay leaf
2 sprigs of fresh thyme
1½ tablespoons plain flour
16 prunes, pitted
2 sprigs of fresh flat-leaf parsley
300ml/10fl oz red wine
salt and freshly ground black pepper

- Put the trotters in a pan and cover with water. Bring to the boil, cover and simmer for 1 hour, skimming off any scum that rises to the surface. Reserve the liquid and trotters.
- Melt the butter and oil in a flameproof casserole dish. Quickly brown the pigeons, then remove and reserve. Add the onions, carrot, celery and bacon to the pan with the cinnamon, bay leaf and thyme. Stir to coat with the fat, then reduce the heat, cover and sweat gently for 10 minutes. Sprinkle with the flour and stir.
- Return the pigeons to the pan, together with the trotters, prunes, parsley, wine and 600ml/1pt of the reserved cooking liquid. Season lightly with salt and pepper. Bring to the boil, cover and simmer gently, turning the pigeons occasionally, for 45–60 minutes, until tender. Serve hot.

Venison & wild rice casserole

serves 5

ingredients

375ml/13fl oz cream of mushroom soup
75g/3oz button mushrooms
250g/9oz wild rice
6 lean venison chops
1 medium onion, thinly sliced
3 rashers lean back bacon
salt and freshly ground black pepper

- Preheat the oven to 180°C/350°F/Gas mark 4.
- Put 500ml/18fl oz water, the soup and the mushrooms in a large casserole dish.
- Rinse the rice in cold water a few times, drain and add to the casserole dish. Spread the venison chops out in the sauce. Season with salt and pepper, and arrange the onions on top, then the bacon.
- Cover and bake in the oven for 1–1½ hours until the meat and rice are soft and cooked. Serve hot.



Grouse stew

serves 4

ingredients

1 grouse, cut into bite-size pieces
plain flour for dredging
25g/1oz butter
1.8 litres/3pt boiling water
1 teaspoon dried thyme
200g/7oz sweetcorn
2 potatoes, cubed
¼ teaspoon cayenne pepper
3 onions, sliced
400g/14oz canned chopped plum tomatoes
salt and freshly ground black pepper

- Roll the grouse pieces in the flour seasoned with salt and pepper. Melt the butter in a large heavy frying pan, and brown the grouse on all sides.
- Put the grouse and all the other ingredients except the tomatoes in a large casserole dish. Add the boiling water, then cover and simmer for 1½–2 hours. Add the tomatoes and continue to simmer for a further 1 hour. Serve hot.

Rabbit casserole

serves 4

ingredients

25g/1oz butter	1 teaspoon dried oregano
900g/2lb rabbit pieces	50ml/2fl oz brandy
200g/7oz tomatoes	25ml/1fl oz white wine vinegar
1 tablespoon cornflour	375ml/13fl oz warm water
100g/4oz carrot, coarsely grated	2 bay leaves
1 tablespoon finely grated orange zest	

- Preheat the oven to 180°C/350°F/Gas mark 4.
- Melt the butter in a large frying pan and brown the rabbit pieces well, turning frequently, then transfer the pieces to a large casserole dish.
- Put the tomatoes in a bowl of boiling water; leave for 2 minutes. Peel off the skins and chop the flesh into small cubes. Add to the casserole dish.
- Combine the cornflour, carrot, orange zest and oregano in a small bowl. Pour in the brandy, vinegar and warm water, and stir well. Pour over the contents of the casserole dish and add the bay leaves.
- Cover and bake for 1½ hours or until the rabbit is tender. Serve hot.



Pheasant casserole

serves 4

ingredients

2 tablespoons beef dripping	• Preheat the oven to 180°C/350°F/Gas mark 4.
2 pheasants, jointed, breast and legs only	• Heat the dripping in a frying pan and brown the pheasant joints. Remove from the pan, and put in a casserole dish. Put the vegetables in the frying pan, and cook for 2 minutes, then add the red wine and bring to the boil.
1 onion, chopped	• Pour the mixture over the pheasant joints, season with salt and pepper, and cover the casserole dish.
1 carrot, chopped	• Cook in the oven for 1–1½ hours until tender. Serve hot.
1 celery stick, chopped	
350ml/12fl oz red wine	
salt and freshly ground black pepper	

Pheasant & wild rice casserole

serves 6

ingredients

400g/14oz pheasant, diced
250g/9oz wild rice
225g/8oz mushrooms, sliced
75g/3oz butter
1 onion, chopped
50g/2oz plain flour
300ml/10fl oz chicken stock
300ml/10fl oz milk
2 tablespoons chopped fresh
flat-leaf parsley
50g/2oz slivered almonds, toasted
salt and freshly ground black pepper

- Preheat the oven to 180°C/350°F/Gas mark 4.
- Poach the pheasant in simmering water for 1 hour or until tender.
- Prepare the rice according to the packet instructions.
- Sauté the mushrooms in half of the butter, then remove from the pan and reserve. Sauté the onion in the remaining butter until softened. Remove from the heat, and stir in the flour until smooth. Gradually stir the stock into the flour mixture, then add the milk. Return to the heat and cook, stirring constantly, until thick.
- Add the rice, mushrooms, pheasant and parsley, and season with salt and pepper. Transfer the mixture to a large casserole dish, and sprinkle with the almonds. Bake in the oven for 25–30 minutes. Serve hot.

Guinea fowl stew

serves 4

ingredients

50ml/2fl oz groundnut oil
900g/2lb guinea fowl, cut into
bite-size pieces
1 teaspoon dried thyme
1 teaspoon curry powder
2 large onions, sliced
225g/8oz fresh red chillies,
seeded and chopped
900g/2lb tomatoes
225g/8oz tomato purée
2 garlic cloves
2 onions, sliced

- In a large frying pan, heat half of the oil and brown the guinea fowl pieces, in batches if necessary, with the thyme and curry powder. Remove to a plate and keep warm.
- Add the remaining oil to the pan and sweat the onions and chillies for a few minutes, then add the tomatoes and cook for about 20 minutes until fairly dry. Add the tomato purée, stir thoroughly and add the guinea fowl pieces.
- Simmer gently for another 10 minutes, stirring frequently. Serve hot.



Quail stew

serves 4

ingredients

8 medium quails	1 tablespoon crushed garlic
1 tablespoon ground cumin	1 teaspoon tomato purée
1 tablespoon vegetable oil	1 teaspoon allspice
15g/½oz butter	4 green cardamom pods
2 large onions, finely chopped	salt and ground black pepper

- Wash the quails thoroughly inside and out, removing all fat from the tops and bottoms of the quails. Cut each quail in two, with bottoms and chests separated. Season with the cumin.
- In a large cooking pan, heat the oil and butter. Add the onions and garlic, and stir until the onions begin to brown. Put the quails in the pan, turning to brown all over. Next, add the tomato purée, cover the pan and reduce the heat. Season with salt and pepper, and add the allspice, cardamom and enough boiling water just to keep a thick sauce. Leave to cook for 30 minutes until well done.
- Remove the cardamom, and serve hot.

Rabbit hotpot

serves 4

ingredients

900g/2lb rabbit, jointed
2 onions, sliced
2 tablespoons wholegrain mustard
12 prunes, pitted
4 bay leaves
450ml/¾pt dry cider
450ml/¾pt chicken stock
4 tablespoons plain flour, seasoned
with salt and freshly ground
black pepper
2 tablespoons vegetable oil
15g/½oz butter
450g/1lb parsnips, cut into chunks
400g/14oz canned cooked kidney
beans, drained

- Put the rabbit joints, onions, mustard, prunes and bay leaves into a bowl, cover with the cider and stock. Mix, cover tightly, and marinate in the refrigerator overnight.
- Preheat the oven to 180°C/350°F/Gas mark 4.
- Remove the rabbit joints and prunes from the marinade; reserve. Pat the rabbit dry with kitchen paper, and dredge in the seasoned flour.
- Heat the oil and butter in a large flameproof casserole dish, add the joints and fry until browned. Sprinkle with any remaining flour. Add the reserved marinade and the parsnips, and bring to the boil.
- Cover and transfer to the oven. Bake for 40 minutes. Add the prunes and kidney beans, and bake for 20–30 minutes until tender. Serve hot.

Spanish partridge & chocolate stew

serves 4

ingredients

2 partridges, halved
2 tablespoons olive oil
1 large onion, chopped
8 garlic cloves
2 cloves
1 bay leaf
300ml/10fl oz dry white wine
1 tablespoon sherry vinegar
25g/1oz plain chocolate, grated
salt and freshly ground
black pepper

- Brown the partridges in the oil in a frying pan over a high heat, and transfer to a casserole dish. Fry the onion in the same oil, then transfer to the casserole dish.
- Add all the remaining ingredients to the casserole dish except the chocolate, and bring to a gentle simmer, cover tightly and continue simmering for 45–50 minutes until the partridges are tender. Transfer the meat to a serving dish and keep warm.
- Stir the chocolate into the remaining liquid in the pan, and simmer for a further 3 minutes. Stir and adjust the seasoning. Pour the sauce over the partridges, and serve immediately.

Hare stew

serves 6

ingredients

225g/8oz smoked back bacon,
cut into strips
125ml/4fl oz olive oil
225g/8oz onions, sliced
2 garlic cloves, chopped
plain flour for dredging
1.8kg/4lb hare, cut into 12 pieces
600ml/1pt red wine
600ml/1pt chicken stock
1 bouquet garni
24 pickling onions
25g/1oz butter
225g/8oz button mushrooms
2 tablespoons chopped fresh
flat-leaf parsley
salt and freshly ground black pepper

- Fry the bacon slowly in 2 tablespoons of the oil until almost crisp, then transfer to a casserole dish with a slotted spoon. Fry the onions in this fat until soft and translucent. Add the garlic and cook for a further 2 minutes, then add the onions and garlic to the casserole dish.
- Season the hare with salt and pepper, and dredge in the flour. Add 2 tablespoons of the oil to the pan, increase the heat to medium and brown the hare pieces on all sides. Transfer to the casserole dish.
- Increase the heat under the frying pan, add the wine and deglaze, scraping up any bits clinging to the pan. Pour the wine mixture over the hare, and add the stock, bouquet garni and salt and pepper. Bring to the boil, skim off any scum that rises to the surface, then reduce the heat, cover and simmer for about 1 hour.
- About 15 minutes before the end of the cooking time, fry the pickling onions in the butter and remaining oil. Season lightly with salt and pepper, and sauté for 5–10 minutes until golden brown. Transfer to a dish and keep warm while you fry the button mushrooms. Add these to the onions, and stir both into the casserole dish.
- Scatter the parsley over the top, and serve hot.

Pot roast of venison

serves 4

ingredients

1.8kg/4lb boned joint of venison
75ml/3fl oz vegetable oil
4 cloves
8 black peppercorns, lightly crushed
250ml/9fl oz red wine
100g/4oz streaky back bacon,
chopped
2 onions, finely chopped
2 carrots, chopped
150g/5oz mushrooms, sliced
1 tablespoon plain flour
250ml/9fl oz chicken stock
2 tablespoons redcurrant jelly
salt and freshly ground black pepper

- Put the venison in a bowl, add half of the oil, the spices and wine, cover and leave in a cool place for 24 hours, turning the meat occasionally.
- Preheat the oven to 160°C/325°F/Gas mark 3. Remove the venison from the bowl and pat dry with kitchen paper. Reserve the marinade. Heat the remaining oil in a shallow pan, then brown the venison evenly. Transfer to a plate.
- Stir the bacon, onions, carrot and mushrooms into the pan, and cook for about 5 minutes.
- Stir in the flour and cook for 2 minutes, then remove from the heat and stir in the marinade, stock and redcurrant jelly. Season with salt and pepper. Return to the heat and bring to the boil, stirring, then simmer for 2–3 minutes.
- Transfer the venison and sauce to a casserole dish, cover and cook in the oven, turning the joint occasionally, for about 3 hours until tender. Serve hot.

Spiced chicken casserole

serves 4

ingredients

4 chicken portions, skinned
 2 tablespoons plain flour
 1 teaspoon paprika
 25g/1oz butter
 1 teaspoon curry powder
 300g/11oz canned condensed mushroom soup
 2 teaspoons chopped gherkins
 salt and freshly ground black pepper

- Preheat the oven to 180°C/350°F/Gas mark 4.
- Toss the chicken portions in the flour, season with a little salt and pepper and dust with the paprika.
- Melt the butter in a flameproof casserole dish, and brown the chicken on all sides. Remove from the pan and set aside. Drain off any excess fat.
- Sprinkle the curry powder into the casserole dish and add the soup. Bring to the boil, stirring. Add the chicken and gherkins, cover and cook in the oven for 1½–2 hours until the chicken is cooked. Serve hot.



Chicken & leek casserole

serves 6

ingredients

25g/1oz butter
 4 skinless chicken breast fillets
 2 leeks, chopped
 275g/10oz canned condensed vegetable soup
 225ml/8fl oz white wine
 1 tablespoon cornflour

- Preheat the oven to 180°C/350°F/Gas mark 4.
- In a frying pan, brown the chicken in the butter over a medium-high heat. Add the leeks and cook until soft. Add the soup and wine, and sprinkle the cornflour over the top.
- Mix together, then simmer for about 20 minutes until the mixture really starts to thicken.
- Pour the mixture into a large casserole dish. Bake in the oven for about 30 minutes. Serve hot.

Chicken & potato bake

serves 4

ingredients

2 tablespoons olive oil
4 chicken breasts
1 bunch of spring onions,
trimmed and chopped
350g/12oz carrots, sliced
100g/4oz green beans, trimmed
and sliced
600ml/1pt chicken stock
350g/12oz new potatoes
2 tablespoons cornflour
salt and freshly ground
black pepper

- Preheat the oven to 190°C/375°F/Gas mark 5.
- Heat the oil in a large flameproof casserole dish, and add the chicken breasts. Gently fry for 5–8 minutes until browned on both sides. Lift from the casserole dish with a slotted spoon and set aside.
- Add the spring onions, carrots and green beans to the dish, and gently fry for 3–4 minutes.
- Return the chicken to the casserole dish, and pour in the stock. Add the potatoes, season with salt and pepper, and bring to the boil. Cover the casserole dish, transfer to the oven and bake for 40–50 minutes until the potatoes are tender.
- Blend the cornflour with 3 tablespoons cold water. Add to the casserole, stirring until blended and thickened. Cover and cook for a further 5 minutes. Serve immediately.

Turkey one-pot

serves 4

ingredients

100g/4oz dried kidney beans,
soaked overnight and drained
25g/1oz butter
2 herby pork sausages
450g/1lb turkey casserole meat
3 leeks, sliced
2 carrots, finely chopped
400g/14oz canned chopped
plum tomatoes
3 teaspoons tomato purée
1 bouquet garni
400ml/14fl oz chicken stock
salt and freshly ground black pepper

- Cook the beans in boiling water for 40 minutes, then drain well.
- Meanwhile, heat the butter in a flameproof casserole dish, then cook the sausages until browned and the fat runs. Remove and drain on kitchen paper. Stir the turkey into the casserole dish and cook until lightly browned all over, then transfer to a bowl using a slotted spoon.
- Stir the leeks and carrots into the casserole dish and brown lightly. Add the tomatoes and tomato purée, and simmer gently for about 5 minutes.
- Chop the sausages and return to the casserole dish with the beans, turkey, bouquet garni, stock and seasoning. Cover and cook gently for about 1¼ hours until the beans are tender and there is very little liquid. Serve hot.

Chicken pasanda

serves 4

ingredients

4 green cardamom pods
6 black peppercorns
½ cinnamon stick
½ teaspoon cumin seeds
2 teaspoons garam masala
1 teaspoon chilli powder
1 teaspoon grated fresh root ginger
1 garlic clove, finely chopped
4 tablespoons Greek-style yogurt
pinch of salt
700g/1½lb skinless chicken breast
fillets, diced
5 tablespoons groundnut oil
2 onions, finely chopped
3 fresh green chillies, seeded
and chopped
2 tablespoons chopped fresh
coriander leaves
125ml/4fl oz single cream

- Put the cardamom pods in a dish with the peppercorns, cinnamon, cumin, garam masala, chilli powder, ginger, garlic, yogurt and salt. Add the chicken and stir well to coat. Cover and leave to marinate in the refrigerator for 2 hours.
- Heat the oil in a wok. Add the onions and cook over a low heat, stirring occasionally, for 5 minutes, then add the chicken and marinade, and cook over a medium heat, stirring, for 15 minutes.
- Stir in the chillies and coriander, and pour in the cream. Heat through but do not allow to boil. Serve immediately.

Duck, tomato & pepper stew

serves 4

ingredients

4 duck legs, each cut into
2 pieces
3 tablespoons olive oil
1 small red onion, chopped
3 garlic cloves, finely chopped
1 red pepper, seeded and cut
into strips
1 green pepper, seeded and cut
into strips
700g/1½lb tomatoes, skinned
and roughly chopped
2 sprigs of fresh thyme
1 sprig of fresh rosemary
15g/½oz plain chocolate,
finely chopped
salt and freshly ground
black pepper

- Brown the duck legs briskly in the oil over a high heat in a wide deep frying pan. Set aside.
- Reduce the heat and sweat the onion, garlic and peppers gently in the oil until soft. Add the tomatoes, thyme, rosemary, salt and pepper and 150ml/5fl oz water. Bring to the boil, return the duck to the pan and simmer for 40 minutes.
- Stir in the chocolate and cook for a further 5 minutes. Taste, adjust the seasoning and serve hot.



Chicken macaroni casserole

serves 4

ingredients

225g/8oz macaroni
200g/7oz cooked chicken,
cubed
275g/10oz canned condensed
mushroom soup
125ml/4fl oz milk
1 tablespoon chopped fresh
flat-leaf parsley
175g/6oz Cheddar cheese,
grated

- Preheat the oven to 200°C/400°F/Gas mark 6.
- Cook the macaroni in salted boiling water until al dente, then rinse and drain.
- Combine the macaroni with the remaining ingredients, reserving enough cheese to sprinkle over the top. Put in a casserole dish, cover and bake for about 20 minutes. Serve hot.

Chicken broccoli casserole

serves 4

ingredients

500g/1lb 2oz broccoli florets
500g/1lb 2oz cooked chicken,
cubed
275g/10oz canned condensed
chicken soup
125ml/4fl oz mayonnaise
100g/4oz Parmesan cheese,
freshly grated
½ teaspoon curry powder
100g/4oz fresh bread, cubed
25g/1oz butter, melted

- Preheat the oven to 180°C/
350°F/Gas mark 4. Lightly grease
a large baking dish with a little
vegetable oil.
- Cook the broccoli in water in a
covered saucepan until al tender
but still with a bite, then drain.
- Put the broccoli in the prepared
baking dish.
- Combine the chicken, soup,
mayonnaise, cheese and curry
powder, then spoon over the
broccoli. Top with the bread and
butter. Bake in the oven,
uncovered, for 25–30 minutes until
heated through. Serve hot.



Duck casserole

serves 4

ingredients

25g/1oz plain flour
1 duck, jointed and skinned
4 shallots, finely chopped
100g/4oz mushrooms,
finely chopped
400ml/14fl oz beef stock
225g/8oz shelled green peas
1 teaspoon chopped fresh mint
salt and freshly ground
black pepper

- Preheat the oven to 190°C/
375°F/Gas mark 5.
- Season the flour with salt and
pepper, and use to coat the duck.
Put the shallots and mushrooms
with the duck in a casserole dish.
- Add enough stock to cover, put on
a lid and cook in the oven for
45 minutes. Add the peas and mint
and continue cooking for a further
30 minutes until the duck is tender.
Serve hot.

Chicken casserole with yogurt

serves 6

ingredients

50g/2oz cornflour
 1 teaspoon paprika
 1.2kg/3lb chicken fillets, skinned and trimmed
 1 packet chicken noodle soup
 250ml/9fl oz warm water
 1 garlic clove, crushed
 1 teaspoon Worcestershire sauce
 50ml/2fl oz dry sherry
 125ml/4fl oz freshly squeezed lemon juice
 2 tablespoons Greek-style yogurt
 1 tablespoon finely chopped fresh flat-leaf parsley

- Preheat the oven to 180°C/350°F/Gas mark 4.
- Mix together the cornflour and paprika, and toss the chicken fillets in the mixture. Arrange the fillets in the bottom of a large shallow casserole dish.
- Combine the remaining ingredients and pour over the chicken.
- Cook in the oven, uncovered, for about 40 minutes until the chicken is tender. Serve hot.



Swiss chicken casserole

serves 4

ingredients

500g/1lb 5oz cooked chicken, chopped into bite-size pieces
 175g/6oz celery, sliced
 200g/7oz herb stuffing, broken up
 225ml/8fl oz salad dressing
 125ml/4fl oz milk
 50g/2oz onion, chopped
 225g/8oz Emmentaler cheese, grated
 50g/2oz toasted slivered almonds
 salt and freshly ground black pepper

- Preheat the oven to 180°C/350°F/Gas mark 4.
- Combine the chicken, celery, stuffing, salad dressing, milk, onion and cheese in a large casserole dish. Season with salt and pepper, and sprinkle with the almonds.
- Cover the casserole with a lid and bake in the oven for 25 minutes. Remove the lid and continue baking for a further 10 minutes. Serve hot.

French-style pot-roast poussin

serves 4

ingredients

1 tablespoon olive oil	8 small new potatoes
1 onion, sliced	600ml/1pt chicken stock
1 garlic clove, sliced	150ml/5fl oz dry white wine
50g/2oz smoked back bacon	1 bay leaf
2 fresh poussins, about 450g/1lb each	2 sprigs of fresh thyme
25g/1oz butter, melted	2 sprigs of fresh rosemary
2 baby celery hearts, quartered	1 tablespoon butter, softened
8 baby carrots	1 tablespoon plain flour
2 small courgettes, cut into chunks	salt and freshly ground black pepper

- Preheat the oven to 190°C/375°F/Gas mark 5.
- Heat the olive oil in a large flameproof casserole dish, and add the onion, garlic and bacon. Sauté for 5–6 minutes until the onions are soft.
- Brush the poussin with a little of the melted butter and season well with salt and pepper. Lay on top of the onion mixture, and arrange the prepared vegetables around them. Pour the stock and wine around the poussin, and add the herbs.
- Cover and bake in the oven for 20 minutes, then remove the lid and brush the poussins with the remaining melted butter. Cook for a further 25–30 minutes until golden.
- Transfer the poussins to a warmed serving platter, and cut each one in half using poultry shears or scissors. Remove the vegetables with a slotted spoon, and arrange them around the birds. Cover with foil and keep warm.
- Discard the herbs from the pan juices. In a bowl, mix together the softened butter and flour to form a paste. Bring the liquid in the pan to the boil, then whisk in teaspoonfuls of the paste until thickened. Season the sauce with salt and pepper, and serve with the poussin and vegetables.

One-pot chicken couscous

serves 8

ingredients

900g/2lb boneless, skinless chicken breasts, cut into 2.5cm/1in chunks
 50ml/2fl oz olive oil
 4 large carrots, peeled and sliced
 2 onions, diced
 3 garlic cloves, crushed
 500g/1lb 2oz canned chicken soup
 250g/9oz couscous
 2 teaspoons Tabasco sauce
 ½ teaspoon salt
 200g/7oz raisins
 200g/7oz slivered almonds, toasted
 50g/2oz fresh parsley, chopped

- In a large frying pan over a medium-high heat, cook the chicken in the oil until well browned on all sides. Using a slotted spoon, remove the chicken to a plate.
- Reduce the heat to medium.
- In the remaining drippings, cook the carrots and onion for 5 minutes. Add the garlic and cook for a further 2 minutes, stirring frequently.
- Add the soup, Tabasco sauce, salt and chicken. Bring to the boil, then reduce the heat to low, cover and simmer for 5 minutes. Stir in the raisins, almonds and parsley. Heat through, and serve immediately.

One-pot Cajun chicken gumbo

serves 2

ingredients

1 tablespoon sunflower oil
 4 chicken thighs
 1 small onion, diced
 2 celery sticks, diced
 1 green pepper, seeded and diced
 100g/4oz long-grain rice
 300ml/10fl oz chicken stock
 1 fresh red chilli, seeded and thinly sliced
 225g/8oz okra, trimmed
 1 tablespoon tomato purée
 salt and freshly ground black pepper

- Heat the oil in a wide pan. Fry the chicken until golden. Remove the from the pan. Stir in the onion, celery and pepper, and fry for 1 minute. Pour off any excess oil.
- Add the rice and fry, stirring, for a further minute. Add the stock and heat until boiling. Add the chilli, okra and tomato purée. Season with salt and pepper.
- Return the chicken to the pan and stir. Cover tightly and simmer gently for 15 minutes or until the rice is tender and the chicken is cooked. Serve immediately.

Turkey, pea & ham pot pie

serves 6

ingredients

50g/2oz plain flour
500g/1lb 2oz turkey thighs, diced
4 tablespoons vegetable oil
1 onion, chopped
250ml/9fl oz chicken stock
175g/6oz ham, cut into
bite-size chunks
150g/5oz frozen peas
2 teaspoons chopped fresh tarragon
2 teaspoons chopped fresh chives
2 tablespoons crème fraîche
375g/13oz ready-rolled puff pastry
1 egg, beaten
salt and freshly ground black pepper

- Preheat the oven to 200°C/400°F/Gas mark 6.
- Put the flour in a bowl, season with salt and pepper, and toss the turkey until coated. Heat half of the oil in a large frying pan and brown the turkey on all sides. Remove the turkey from the pan using a slotted spoon. Set aside.
- Heat the remaining oil in the same pan, and sweat the onion for about 10 minutes until soft. Stir in the remaining flour and cook for 1 minute.
- Pour in the stock, bring to the boil and simmer until thickened. Return the turkey to the pan, add the ham, peas and herbs, and simmer for 5 minutes. Stir in the crème fraîche. Transfer the mixture to a medium baking dish and allow to cool.
- Lay out the puff pastry, rolling if necessary, to a size just larger than the top of the baking dish. Brush the edge of the dish with a little egg and lay the pastry on top, pressing gently to seal. Crimp lightly around the edges with your fingers or a fork. Brush the top of the pastry with the beaten egg. Make small slits in the top for steam to escape.
- Bake for 30–35 minutes until the filling is completely heated through and the pastry golden brown. Serve hot.

Turkey casserole

serves 8

ingredients

75g/3oz butter
 2 tablespoons plain flour
 150ml/5fl oz single cream
 225g/8oz cooked turkey, diced
 225g/8oz Cheddar cheese,
 grated
 450g/1lb potatoes, cooked
 and mashed
 225g/8oz dry stuffing mix
 salt and freshly ground
 black pepper

- Preheat the oven to 180°C/
350°F/Gas mark 4.
- Melt half the butter in a saucepan over a low heat, then stir in the flour until thoroughly mixed. Slowly stir in the cream and 225ml/8fl oz cold water. Season with salt and pepper. Stir over a low heat for 5 minutes. Remove from the heat.
- Put the turkey in a lightly greased baking dish. Pour the sauce over the turkey, then sprinkle with the cheese. Spread the mashed potatoes over the cheese.
- Melt the remaining butter and add to the stuffing mix, then sprinkle the stuffing over the potato. Bake in the oven, uncovered, for 45 minutes. Serve hot.



Chicken & crackers casserole

serves 6

ingredients

2 packets Ritz or other butter
 crackers, crushed
 100g/4oz butter, melted
 6 skinless chicken breast fillets,
 cooked and chopped into
 bite-size pieces
 400g/14oz canned cream of
 chicken soup
 225g/8oz sour cream
 225ml/8fl oz chicken stock

- Preheat the oven to 150°C/
300°F/Gas mark 2.
- Put half the crackers in the bottom of a large casserole dish. Drizzle half the butter over the crackers.
- Mix the chicken with the soup, sour cream and stock, then pour over the crackers.
- Sprinkle the remaining crackers over the chicken mixture. Drizzle with the remaining butter. Bake in the oven for 30–45 minutes. Serve immediately.

Chicken & sweetcorn stew

serves 4

ingredients

4 skinless chicken breast fillets,
chopped into chunks
plain flour for dredging
2 tablespoons olive oil
1 onion, sliced
1 garlic clove, crushed
150g/5oz canned sweetcorn
2 chicken stock cubes
1 tablespoon clear honey
125ml/4fl oz tomato sauce
salt and freshly ground
black pepper

- Season the chicken with salt and pepper, and dredge in the flour. Shake off any excess.
- Sauté the chicken in the oil until golden. Remove from the pan.
- Sweat the onion and garlic in the same pan until soft. Add the chicken, sweetcorn, stock cubes, honey and tomato sauce. Simmer over a medium-high heat for at least 20 minutes, stirring regularly. Serve hot.



Chicken & pasta broth

serves 4

ingredients

2 tablespoons sunflower oil
350g/12oz skinless chicken
breast fillets, diced
1 onion, diced
250g/9oz carrots, diced
250g/9oz cauliflower florets
900ml/1½pt chicken stock
2 teaspoons dried mixed herbs
100g/4oz pasta shapes
salt and freshly ground
black pepper

- Heat the oil in a large saucepan and quickly sauté the chicken, onion, carrots and cauliflower until they are lightly coloured. Stir in the chicken stock and herbs, and bring to the boil.
- Add the pasta and return to the boil. Cover the pan and leave the broth to simmer for 10 minutes, stirring occasionally to prevent the pasta shapes sticking together.
- Season the broth with salt and pepper, and serve immediately.

Winter chicken stew

serves 4

ingredients

4 chicken fillet portions,
skinned and chopped into
bite-size pieces
25g/1oz butter
1 onion, sliced
4 carrots, sliced
1 swede, sliced
100g/4oz pearl barley
900ml/1½pt chicken stock
3 potatoes, cut into bite-size
chunks
1 green cabbage, shredded
salt and freshly ground
black pepper

- Brown the chicken in the butter in a large saucepan. Remove from the pan with a slotted spoon.
- Add the onion, carrots and swede to the same pan, and sauté for 2 minutes, stirring.
- Add the barley and stock, and return the chicken to the pan. Season with salt and pepper.
- Bring to the boil, then simmer for 45 minutes. Add the potatoes and cabbage, cover and continue cooking for 20 minutes or until all ingredients are tender. Serve hot.



Tortilla chicken casserole

serves 6–8

ingredients

6 skinless chicken breast fillet
halves, cooked and chopped
100g/4oz canned chopped
green chillies
225g/8oz Cheddar cheese,
grated
275g/10oz canned condensed
mushroom soup
225ml/8fl oz milk
12 corn tortillas
175g/6oz plain potato
crisps, crushed

- Preheat the oven to 180°C/350°F/Gas mark 4. Lightly grease a 23cm/9in square baking dish with vegetable oil.
- Combine the chicken, green chillies, cheese, soup and milk.
- Place 4 tortillas in the bottom of the prepared baking dish, and spread one-third of the chicken mixture over the tortillas. Repeat the layers until all tortillas are used, ending with chicken mixture. Top with the crisps. Bake for 30 minutes until bubbly. Serve immediately.

Duck & pomegranate stew

serves 4

ingredients

2 small pomegranates
2kg/4lb duck, cut into 8 pieces
3 tablespoons sunflower oil
1 onion, chopped
225g/8oz shelled walnuts,
coarsely ground
450ml/¾pt chicken stock
1 cinnamon stick
2 cloves
juice of ½ lemon
pinch of granulated sugar
salt and freshly ground black pepper

- Squeeze the juice from one of the pomegranates using a lemon squeezer. Extract the seeds of the other pomegranate and reserve.
- Brown the duck pieces briskly in half of the oil, and transfer to a flameproof casserole dish. Fry the onion in the same fat until it is tender, and transfer to the casserole dish. Add the walnuts to the pan, and fry until they begin to change colour, then scrape into the casserole dish.
- Return the frying pan to the heat and pour in the stock. Bring to the boil, stirring up any pan residue. Pour into the casserole dish and add the cinnamon stick, cloves, pomegranate juice, lemon juice and sugar. Season with salt and pepper.
- Cover and simmer for 30 minutes. Remove the lid and continue simmering, uncovered, for 20–30 minutes until the meat is very tender and the sauce is thick. Taste and adjust the seasoning, and serve hot with the pomegranate seeds sprinkled over the top.


Sherry chicken casserole

serves 4

ingredients

4 chicken fillet portions, skinned and chopped
 25g/1oz butter
 1 large onion, finely chopped
 100g/4oz button mushrooms, quartered
 400g/14oz canned chopped tomatoes
 125ml/4fl oz sherry
 2 tablespoons tomato purée
 1 bouquet garni
 salt and freshly ground black pepper

- Preheat the oven to 180°C/350°F/Gas mark 4.
- Brown the chicken in the butter in a flameproof casserole dish. Remove with a slotted spoon, then add the onion and fry for 2 minutes. Add the mushrooms and cook for a further 1 minute. Return the chicken to the pan.
- Add the tomatoes. Blend the sherry with the tomato purée, and stir in. Add the bouquet garni and season with salt and pepper. Bring to the boil, then cover and cook in the oven for 1½ hours or until the chicken is tender. Skim off any fat, and serve the casserole hot.



Duck stew with turnips & onions

serves 4

ingredients

25g/1oz butter
 1 duck, cut in pieces
 1 tablespoon plain flour
 2 onions, quartered
 8 turnips, quartered
 salt and freshly ground black pepper

- Melt the butter in a heavy frying pan, and sauté the duck quickly until browned.
- Add the flour, stirring all the time.
- Add 1.2 litres/2pt water, bring to the boil and boil for 3 minutes.
- Transfer the contents of the pan to a casserole dish. Add the onions and turnips, and season with salt and pepper. Cover and cook slowly for 45–50 minutes until the duck is tender. Serve hot.

Almond chicken casserole

serves 6

ingredients

700g/1½lb chicken, boned, skinned
and diced

200ml/7fl oz mayonnaise

200ml/7fl oz Greek-style yogurt

400g/14oz canned mushroom soup

450ml/¾pt chicken stock

2 tablespoons freshly squeezed
lemon juice

3 tablespoons chopped onion

350g/12oz cooked rice

225g/8oz canned sliced
water chestnuts

225g/8oz slivered almonds

175g/6oz celery, chopped

100g/4oz butter

150g/5oz cornflakes

salt and freshly ground black pepper

- Preheat the oven to 180°C/350°F/Gas mark 4.
- Mix the chicken, mayonnaise, yogurt, soup, stock, lemon juice, onion, rice, water chestnuts, half of the almonds and the celery together. Season with salt and pepper. Put in a large casserole dish.
- Mix the remaining almonds with the butter and cornflakes, and use this mixture to top the casserole. Bake in the oven for 35–45 minutes. Serve hot.

Chilli chicken casserole

serves 4

ingredients

plain flour for dredging
 200g/7oz chicken, chopped
 25g/1oz butter
 2 tablespoons vegetable oil
 2 medium onions, chopped
 1½ teaspoons poultry seasoning
 4 tablespoons soy sauce
 125ml/4fl oz tomato purée
 2 tablespoons chilli powder
 175ml/6fl oz medium dry sherry
 salt and freshly ground
 black pepper

- Preheat the oven to 180°C/350°F/Gas mark 4.
- Season the flour with salt and pepper. Dredge the chicken pieces in the seasoned flour, then brown in a casserole dish with the butter and oil over a medium-high heat.
- Add the remaining ingredients to the casserole dish and mix well. Cover and bake in the oven for 1 hour or until the chicken is tender. Serve hot.

Chicken macaroni stew

serves 2

ingredients

225g/8oz canned chopped plum tomatoes
 200g/7oz frozen mixed vegetables
 100g/4oz elbow macaroni
 50g/2oz onion, chopped
 ¼ teaspoon chopped fresh oregano

¼ teaspoon garlic powder
 1 bay leaf
 225ml/8fl oz chicken stock
 200g/7oz cooked chicken, diced
 salt and freshly ground
 black pepper

- Put all the ingredients except the chicken in a saucepan and bring to the boil. Reduce the heat and boil gently for about 15 minutes, uncovered, until the macaroni is tender. Stir several times to prevent the macaroni from sticking together.
- Add the chicken and heat to serving temperature. Remove the bay leaf and serve immediately.

Pumpkin turkey stew

serves 6

ingredients

2 tablespoons canola oil
4 onions, finely chopped
2 teaspoons grated fresh root ginger
700g/1½lb skinless turkey thigh fillet,
cut into 4cm/1½in cubes
400g/14oz canned chopped
plum tomatoes
200g/7oz pumpkin purée
½ teaspoon salt
¼ teaspoon pepper
2 tablespoons chopped fresh
coriander leaves

- Heat 1 tablespoon of the oil in a large flameproof casserole dish over a medium heat. Sweat the onions for 3 minutes until softened. Add the ginger and cook for a further 2 minutes. Transfer to a bowl.
- Heat the remaining oil in the casserole dish. Brown the turkey in batches, allowing 3–4 minutes per batch. Return the onions and ginger to the casserole dish. Stir in the tomatoes, pumpkin purée, salt, pepper and 225ml/8fl oz water. Bring to the boil.
- Reduce the heat to low and simmer, part-covered, for 40 minutes, until the turkey is tender. Stir occasionally. Add the coriander and cook for a further 2 minutes, then serve hot.

French-style stewed duck

serves 4

ingredients

1 oven-ready duck, about 1.8kg/4lb
25g/1oz butter
12 pearl onions
600ml/1pt chicken stock
225g/8oz frozen peas
1 tablespoon chopped fresh mint
1 tablespoon chopped fresh oregano
1 tablespoon chopped fresh flat-leaf parsley
1 teaspoon grated nutmeg
25g/1oz plain flour
salt and freshly ground black pepper

- Preheat the oven to 200°C/400°F/Gas mark 6.
- Remove the giblets and wipe the duck inside and out with kitchen paper. Prick all over with a fork.
- Melt the butter in a flameproof casserole dish, and brown the duck on all sides. Remove the duck and put to one side, and brown the onions. Pour off any fat and return the duck to the dish. Add the stock and a little salt and pepper, and bring to the boil. Cover and cook in the oven for 30 minutes.
- Skim off any fat from the surface, then add all the remaining ingredients except the flour. Reduce the oven temperature to 180°C/350°F/Gas mark 4, and cook for a further 1½ hours. Remove the duck and keep warm. Again, skim off any fat.
- Blend the flour with a little water and stir into the casserole dish. Simmer, stirring, for 3 minutes. Taste and adjust the seasoning if necessary.
- Carve the duck, discarding the skin, and transfer to warmed serving plates. Spoon the sauce over and serve immediately.

Tarragon chicken casserole

serves 10

ingredients

275g/10oz canned condensed chicken soup
275g/10oz canned condensed mushroom soup
175ml/6fl oz single cream
4 teaspoons dried tarragon
½ teaspoon ground black pepper
450g/1lb linguine, cooked and drained
600g/1lb 5oz cooked chicken, cubed
100g/4oz Parmesan cheese, freshly grated

- Preheat the oven to 180°C/350°F/Gas mark 4.
- In a large bowl, combine the soups, cream, tarragon and pepper. Stir in the linguine and chicken, and transfer the contents of the bowl to a large baking dish. Sprinkle with the Parmesan.
- Bake, uncovered, for 30 minutes or until heated through. Serve hot.



Butter bean & chicken casserole

serves 4

ingredients

425g/15oz canned cooked butter beans
50ml/2fl oz tomato ketchup
200g/7oz chicken, cooked and cubed
1 teaspoon minced onion
75g/3oz green pepper, chopped
½ teaspoon Worcestershire sauce
200g/7oz Cheddar cheese, grated
salt and freshly ground black pepper

- Preheat the oven to 170°C/325°F/Gas mark 5.
- Put the beans, ketchup, chicken, onion, pepper and Worcestershire sauce in a large casserole dish. Bake, uncovered, in the oven for 20 minutes. Top with the cheese and return to the oven until the cheese is melted and golden. Serve hot.

Salmon & potato casserole

serves 4–6

ingredients

250g/9oz smoked salmon,
flaked
900g/2lb white potatoes,
thinly sliced
1 onion, chopped
25g/1oz butter
2 tablespoons chopped fresh
flat-leaf parsley
¼ teaspoon freshly ground
black pepper

- Preheat the oven to 180°C/
350°F/Gas mark 4. Lightly grease
a large casserole dish with a little
vegetable oil.
- Layer half of the salmon, potato,
onion, butter, parsley and pepper
in the casserole dish. Repeat
the layers.
- Gently pour 75ml/3fl oz water
over the layers in the casserole
dish, then cover. Bake for about
1¼ hours until the potatoes are
tender. Serve hot.

Crab & seafood one-pot

serves 4

ingredients

225g/8oz cooked crabmeat,
shredded
225g/8oz peeled and deveined
cooked prawns, chopped
125ml/4fl oz sour cream
150g/5oz green chillies, sliced
1 teaspoon chilli powder
½ teaspoon ground cumin
¼ teaspoon salt
225g/8oz tortilla chips, crushed
225ml/8fl oz ready-made salsa
200g/7oz Cheddar cheese,
grated
100g/4oz pitted black
olives, halved
2 spring onions, sliced

- Preheat the oven to 180°C/
350°F/Gas mark 4.
- In large bowl, mix together the
crabmeat, prawns, sour cream,
chillies, chilli powder, cumin
and salt.
- Line the bottom of a large baking
dish with tortilla chips. Spoon the
crab mixture over the chips and
top with salsa, cheese, olives and
spring onions. Bake in the oven for
15 minutes or until heated through
and the cheese has melted.
Serve immediately.

Oyster & cauliflower stew

serves 4

ingredients

25g/1oz butter	1 tablespoon cornflour
600ml/1pt canned shucked oysters with liquid	400ml/14fl oz milk
100g/4oz cauliflower florets, blanched	¼ teaspoon salt
	¼ teaspoon cracked black pepper
	¼ teaspoon onion powder

- Put the butter in a large microwave-safe baking dish. Cover with kitchen paper. Heat in the microwave on high for 45 seconds or until melted.
- Drain the oysters, reserving the liquid. Add the oysters to the butter, and cook on high for 1 minute. Using a slotted spoon, remove the oysters to a container or pot with the cauliflower.
- Gradually add the cornflour to the oyster liquid, and stir until blended. Add the milk and transfer the liquid to the baking dish. Add the salt, pepper and onion powder. Cook on high for 4–5 minutes until slightly thickened, stirring twice. Add the oysters and cauliflower to the dish, and cook on high for 2 minutes. Serve hot.



Hearty fish stew

serves 4

ingredients

1 large onion, thinly sliced	400g/14oz canned chopped tomatoes
2 carrots, thinly sliced	1 fish stock cube
1 large potato, diced	350g/12oz cod fillet, skinned and cubed
1 parsnip, diced	½ teaspoon dried mixed herbs
1 turnip, diced	salt and ground black pepper
¼ small green cabbage, shredded	
25g/1oz butter	

- Put all the vegetables in a large saucepan with the butter. Cook, stirring, for 5 minutes. Add the tomatoes, 300ml/10fl oz water and crumbled stock cube. Bring to the boil, reduce the heat, part-cover and simmer for 15 minutes or until the vegetables are nearly tender.
- Add the fish, a little salt and pepper, and the herbs, and cook for a further 5 minutes. Taste and adjust the seasoning if necessary. Serve hot.

Clam stew

serves 6

ingredients

18 fresh clams	50g/2oz fresh basil, chopped
2 tablespoons olive oil	2 teaspoons paprika
175g/6oz onion, chopped	¼ teaspoon freshly ground black pepper
1 teaspoon chopped garlic	225ml/8fl oz dry white wine
850g/1¾lb canned chopped plum tomatoes	700g/1½lb swordfish, cut into 2.5cm/1 in pieces
175ml/6fl oz tomato purée	

- Wash the clams under cold running water to release any grit. Set aside.
- Heat the oil in a large saucepan over a medium heat. Add the onion and garlic, and cook until tender. Add the tomatoes, tomato purée, basil, paprika and pepper. Cover and bring to a boil, then reduce the heat and simmer for 10 minutes, stirring occasionally.
- Add the wine, clams and fish. Cover and simmer over a medium heat until the clams open. Remove the clam meat from the shells and return to the stew, discarding the shells. Heat through, mix thoroughly and serve.



Halibut stew

serves 3

ingredients

25g/1oz butter	1 tomato, peeled and chopped
1 large onion, finely chopped	250g/9oz potatoes, diced
2 garlic cloves, finely minced	1 teaspoon dried marjoram
1 small green pepper, seeded and diced	5 halibut fillets
	salt and ground black pepper

- Melt the butter in a microwave-safe baking dish for 1 minute on high, then mix in the onion, garlic and green pepper and mix well. Microwave on high for 2 minutes. Stir well. Mix in the tomato, potatoes, 125ml/4fl oz water and marjoram. Season with salt and pepper. Stir well. Microwave for 5 minutes on a medium-high setting.
- Cut the fish into individual servings. Arrange over the hot vegetable mixture. Lightly season, cover and microwave for 5 minutes on high. Let stand for 3 minutes before serving.

Trout stew

serves 4

ingredients

- 1 teaspoon salt
- 1 onion, thinly sliced
- 225ml/8fl oz tomato juice
- 2 garlic cloves, crushed
- 4 small potatoes, diced
- 1 green pepper, seeded and chopped
- 1 medium tomato, peeled and chopped
- 1.2kg/2½lb trout fillets
- 275g/10oz frozen green beans

- Combine all the ingredients except the trout and green beans in a large microwave-safe casserole dish. Add 50ml/2fl oz water. Cover and microwave for 10 minutes on high or until the potatoes are tender.
- Add the fish and green beans to the stew, cover, and microwave for a further 5 minutes on high. Let stand for a minute or two before serving.



One-pot tuna pasta

serves 4

ingredients

- 2 chicken stock cubes
- 1/8 teaspoon freshly ground black pepper
- 1 teaspoon dried basil
- 225g/8oz elbow macaroni
- 100g/4oz red pepper, seeded and diced
- 250g/9oz frozen green beans, chopped
- 225ml/8fl oz milk
- 100g/4oz Cheddar cheese, grated
- 400g/14oz canned tuna in oil, drained
- 50g/2oz fresh flat-leaf parsley, chopped

- Bring 600ml/1pt water, the stock cubes, pepper and basil to the boil in large casserole dish.
- Gradually add the pasta, keeping the water at boiling point. Cover and simmer for 7 minutes, stirring occasionally.
- Stir the red pepper, green beans and milk into the casserole dish. Cover and simmer for 6–8 minutes until the pasta and beans are tender. Stir in the cheese, tuna and parsley until the cheese is melted. Serve immediately.

Sea bass stew

serves 10

ingredients

450g/1lb back bacon rashers
 1.3kg/3lb sea bass fillet, cubed
 3 onions, sliced
 8 celery sticks, sliced
 450g/1lb carrots, sliced
 600ml/1pt fish stock
 4 bay leaves
 850g/1¾lb canned chopped plum tomatoes
 4 large potatoes, cubed
 salt and freshly ground black pepper

- Dry-fry the bacon slowly in a large frying pan and reserve the grease.
- Steam the sea bass over 750ml/1½pt water for 15 minutes.
- In a large casserole dish, sauté the onions in the reserved bacon grease until light golden brown. Add the celery, carrots and fish, and stir lightly to coat.
- Pour in the stock and 750ml/1½pt water. Add the bay leaves and tomatoes, and season with salt and pepper. Bring to the boil, add the potatoes, reduce the heat and simmer for 40 minutes, stirring occasionally. Serve hot.



Red snapper casserole

serves 6

ingredients

700g/1½lb red snapper fillets
 plain flour for dredging
 50g/2oz butter
 175g/6oz green chilli sauce
 350g/12oz Cheddar cheese, grated
 2 tablespoons chopped fresh flat-leaf parsley
 salt and freshly ground black pepper

- Preheat the oven to 180°C/350°F/Gas mark 4.
- Season a little flour with salt and pepper. Dredge the snapper fillets in the seasoned flour.
- Heat the butter in a frying pan, and lightly sauté the fillets on both sides, in batches if necessary.
- Transfer the fillets to a large casserole dish. Divide the chilli sauce and cheese among them. Bake for about 12 minutes.
- Sprinkle with the parsley, and serve immediately.

Calamari stew

serves 4

ingredients

3 garlic cloves, minced
2 tablespoons white wine vinegar
1 tablespoon light soy sauce
900g/2lb fresh squid, cleaned
and cut into rings
salt and freshly ground
black pepper

- Put the garlic, vinegar, soy sauce, 1 tablespoon water and salt and pepper to taste in a frying pan over a medium heat, and bring to the boil.
- Add the squid while the mixture is still boiling, and cook for another 3–4 minutes, stirring occasionally. Serve immediately.



Cod stew

serves 4–6

ingredients

50g/2oz butter
4 carrots, chopped
2 onions, chopped
900g/2lb potatoes, sliced
4 tomatoes, sliced
1½ tablespoons plain flour
125ml/4fl oz milk
3 cod fillets
salt and freshly ground
black pepper

- Melt the butter in a heavy saucepan. Add the carrots and onions, and sweat until soft.
- Add the potatoes and tomatoes, and season with salt and pepper.
- Pour in enough water to come to just below the top layer of tomatoes and bring to the boil. Boil slowly for 20 minutes.
- Mix the flour and milk together until smooth, and stir into the stew. Lay the cod on top of the stew, and cook for 10–20 minutes. Serve hot.

Prawn & spinach stew

serves 4

ingredients

175g/6oz mushrooms, sliced
 1 onion, chopped
 1 garlic clove, minced
 25g/1oz butter
 25g/1oz plain flour
 ½ teaspoon ground nutmeg
 ½ teaspoon ground black pepper
 1 bay leaf
 400ml/14fl oz vegetable stock
 225ml/8fl oz milk
 225g/8oz peeled and deveined
 cooked prawns
 200g/7oz fresh spinach, torn
 75g/3oz Gruyère cheese,
 grated

- In a medium saucepan, cook the mushrooms, onion and garlic in the butter until soft. Stir in the flour, nutmeg and pepper, and add the bay leaf.
- Add the stock and milk, and cook, stirring, until the mixture has thickened. Add the prawns and cook for a further 2 minutes. Add the spinach and cheese.
- Cook and stir until the spinach wilts and the cheese melts. Remove and discard the bay leaf. Serve hot.

Dover sole stew

serves 4

ingredients

400ml/14fl oz chicken stock
 275g/10oz canned condensed
 French onion soup
 200g/7oz potatoes, cubed
 175g/6oz celery, sliced
 450g/1lb Dover sole, cut into
 2.5cm/1in pieces
 150g/5oz baby carrots
 150g/5oz courgette,
 thinly sliced
 400g/14oz canned chopped
 tomatoes
 ½ teaspoon dried thyme
 ½ teaspoon dried rosemary

- Put the stock, soup, potatoes and celery in a large casserole dish, and bring to the boil. Reduce the heat to medium, cover and cook for 5 minutes.
- Add the remaining ingredients and cook, covered, for a further 10 minutes or until the fish is cooked and the vegetables are tender. Serve hot.

Thai jasmine rice & prawn casserole

serves 3

ingredients

500g/1lb 2oz cold cooked
jasmine rice
30 peeled and deveined cooked
tiger prawns, chopped
400g/14oz canned sweetcorn
kernels, drained
200g/7oz carrots, thinly sliced
600g/1lb 5oz ready-made mild
ginger stir-fry sauce

- Put the cooked rice in a large heavy frying pan.
- Add the prawns, sweetcorn and carrots, and cook, stirring, over a high heat for 5 minutes, until the carrots are tender.
- Pour in the sauce, and simmer for a further 5 minutes. Serve hot.



Cheese & crabmeat casserole

serves 4

ingredients

450g/1lb Cheddar cheese,
cubed
8 slices bread, crusts removed,
cubed
275g/10oz frozen crabmeat
5 eggs
600ml/1pt milk
75g/3oz butter, melted

- Preheat the oven to 180°C/350°F/Gas mark 4.
- Alternate layers of cheese, bread and crabmeat in a casserole dish.
- Whisk together the eggs, milk and melted butter, and pour over the layered mixture.
- Set the casserole dish in a baking tray. Carefully fill the tray with water to come halfway up the sides. Bake the casserole in the oven for 1–1½ hours. Serve hot

Halibut casserole

serves 8

ingredients

450g/1lb halibut
 2 bay leaves
 ½ onion, sliced
 25g/1oz butter
 4 tablespoons plain flour
 400ml/14fl oz milk
 225g/8oz Cheddar cheese,
 grated
 salt and freshly ground
 black pepper

- Preheat the oven to 180°C/350°F/Gas mark 4.
- Steam the halibut, bay leaves and onion for 30 minutes.
- Prepare a white sauce by combining the butter, flour, milk, salt and pepper (see method for Béchamel sauce on page 728).
- Break the halibut into bite-size pieces, and layer in a large casserole dish with the cheese and white sauce. Cover and bake in the oven for 35 minutes. Serve hot.

Salmon casserole

serves 4

ingredients

425g/15oz canned salmon
 250g/9oz elbow macaroni
 350g/12oz canned sweetcorn
 kernels, drained
 150g/5oz canned chopped
 plum tomatoes
 50g/2oz onion, chopped
 250g/9oz celery, sliced
 275g/10oz canned condensed
 cream of mushroom soup
 2 tablespoons freshly squeezed
 lemon juice
 salt and freshly ground
 black pepper

- Preheat the oven to 180°C/350°F/Gas mark 4.
- Drain the salmon, reserving the juices. Cook the macaroni in salted boiling water until al dente, drain and transfer to a deep casserole dish. Mix in the salmon.
- In a bowl, mix together the sweetcorn, tomatoes, onion, celery, soup and lemon juice. Season with salt and pepper, and pour over the salmon mixture. Bake in the oven for 30 minutes. Serve hot.

Tuna fish casserole

serves 4

ingredients

200g/7oz thin egg noodles,
boiled and drained
275g/10oz canned tuna in oil,
drained
275g/10oz canned condensed
mushroom soup
125ml/4fl oz sour cream
150g/5oz mushrooms, chopped
100g/4oz Cheddar cheese,
grated

- Preheat the oven to 180°C/
350°F/Gas mark 4.
- Mix together the noodles, tuna,
soup, sour cream and mushrooms
in a large casserole dish. Sprinkle
all over with the cheese.
- Bake in the oven for about
20 minutes until cooked through.
Serve hot.



Scallop casserole

serves 2

ingredients

100g/4oz celery, chopped
100g/4oz onion, chopped
150g/5oz green pepper,
roughly chopped
200g/7oz broccoli, chopped
350g/12oz scallops, chopped
3 eggs, beaten
200g/7oz Cheddar cheese,
grated
1 teaspoon salt

- Preheat the oven to 190°C/
375°F/Gas mark 5.
- In a frying pan, sauté the celery,
onions and green pepper for
3–4 minutes. Cool slightly.
- Remove from the heat and drain.
Cook the broccoli until tender.
- Put the scallops and vegetables in
a casserole dish. Mix gently to
distribute evenly.
- Whisk together the eggs, cheese
and salt. Pour over the top of the
scallops and vegetables. Bake in
the oven for 35–40 minutes, and
serve hot.

Okra stew with prawns

serves 4

ingredients

1 tablespoon lime juice
 450g/1lb peeled and deveined
 raw prawns
 50g/2oz butter
 6 tablespoons chopped
 spring onion
 225g/8oz okra, topped, tailed
 and sliced
 225g/8oz canned sweetcorn
 3 tomatoes, peeled and chopped
 2 fresh red chillies, seeded
 and sliced
 1 bay leaf
 1 tablespoon tomato purée
 salt and ground black pepper

- Mix the lime juice with the prawns and set aside.
- Heat the butter in a frying pan and sauté the onions for 3 minutes. Add all the remaining ingredients except the prawns to the pan, and simmer for 10 minutes.
- Add the prawns and bring to the boil, then simmer for 5 minutes. Remove and discard the bay leaf, and serve hot.

Squid casserole

serves 4

ingredients

3 tablespoons olive oil
 1 large onion, thinly sliced
 2 garlic cloves, crushed
 700g/1½lb squid rings
 1 red pepper, seeded and sliced
 2 sprigs of fresh rosemary
 150ml/5fl oz dry white wine
 400g/14oz canned chopped
 plum tomatoes
 2 tablespoons tomato purée
 1 teaspoon paprika
 salt and freshly ground
 black pepper

- Heat the oil in a casserole dish and fry the onion and garlic until soft. Add the squid, increase the heat and continue to cook for about 10 minutes until sealed and beginning to colour.
- Add the red pepper, rosemary, wine and 250ml/9fl oz water, and bring to the boil. Cover and simmer gently for 45 minutes.
- Discard the rosemary, and add the tomatoes, tomato purée and paprika. Season with salt and pepper. Continue to simmer gently to 45–60 minutes until tender. Serve hot.

Brown fish stew

serves 4

ingredients

900g/2lb red snapper fillets
juice of 2 limes
2 tablespoons vegetable oil
2 tomatoes, chopped
1 tablespoon pimento berries
1 garlic clove, chopped
½ fresh red chilli, seeded
and chopped
2 onions, sliced
salt and freshly ground
black pepper

- Clean the fish, then rub with the lime juice and pat dry with kitchen paper.
- Heat the oil in a frying pan until smoking. Add the fish and fry on both sides until crisp and brown.
- Drain the oil from the pan, leaving enough to coat the bottom. Add the tomatoes, pimento berries, garlic, chilli and onions. Season with salt and pepper. Sauté until the onion is soft.
- Add 350ml/12fl oz water. Bring to the boil and reduce by half, then cover and simmer for 10 minutes. Serve hot.



Hot prawn stew

serves 4

ingredients

2.4 litres/4pt fish stock
4 potatoes, cubed
1 large carrot, cubed
1 large onion, sliced
3 cloves
1 teaspoon ground
mustard seeds
1 teaspoon granulated sugar
6 fresh red chillies, seeded
and finely chopped
2 tablespoons Worcestershire
sauce
450g/1lb large raw prawns,
peeled and deveined

- In a large flameproof casserole dish, bring the stock to the boil, then add the potatoes, carrot and onion, and simmer for 5 minutes.
- Add the remaining ingredients except the prawns, and simmer for 15 minutes. Add the prawns and simmer for a further 6 minutes. Serve immediately.

Cheese & rice casserole

serves 4

ingredients

200g/7oz brown rice, cooked
and cooled
3 onions, chopped
200g/7oz cottage cheese
1 teaspoon dried dill
50g/2oz Parmesan cheese,
grated
125ml/4fl oz milk

- Preheat the oven to 180°C/
350°F/Gas mark 4. Lightly grease
a large casserole dish with a little
vegetable oil.
- Combine all the ingredients in a
bowl, making sure that they are
well mixed, then pour into the
prepared casserole dish. Bake in
the oven for 15–20 minutes until
hot and melting. Serve hot.



Bean & celery stew

serves 4

ingredients

1 onion, thickly sliced
4 celery sticks, chopped
1 tablespoon olive oil
2 garlic cloves, crushed
400g/14oz canned cooked
haricot beans, drained
400g/14oz canned chopped
plum tomatoes
1 tablespoon tomato purée
1 vegetable stock cube
salt and freshly ground
black pepper

- Sweat the onion and the celery in
the oil in a large flameproof
casserole dish over a medium heat
until the onion is soft and starting
to caramelize. Add the garlic and
fry for a few more minutes.
- Add the beans, tomatoes and the
tomato purée, and mix well.
- Season with salt and pepper, then
crumble in the stock cube. Simmer
for a further 10 minutes, then
serve immediately.

Potato & leek casserole

serves 4

ingredients

300g/11oz leeks, cut into 1cm/½in pieces	900g/2lb potatoes, sliced into thin rounds
150g/5oz carrots, grated	225ml/8fl oz vegetable stock
2 tablespoons olive oil	50g/2oz fresh parsley, chopped
1 teaspoon dried rosemary	salt and ground black pepper

- Preheat the oven to 190°C/375°F/Gas mark 5. In a deep frying pan, coat the leeks and carrots with oil. Cover and sweat over a low heat until soft. Add the rosemary, season with salt and pepper, and mix well.
- Layer a casserole dish with one-third of the potatoes, then half of the seasoned vegetables. Repeat the layers and finish with the last third of the potatoes. Pour the stock evenly into the casserole dish. Cover and bake in the oven for 50 minutes.
- Remove the lid and bake, uncovered, for a further 20 minutes. Garnish with the parsley and serve hot.



Brown rice stew

serves 8

ingredients

500ml/16fl oz chicken stock	• Put the stock, rice, tomatoes, carrots, onions, celery, garlic and bay leaf in a large flameproof casserole dish. Cover and cook over a high heat for 10 minutes or until boiling, then stir.
200g/7oz long-grain brown rice	• Reduce the heat to medium and simmer, covered, for 45–60 minutes until the rice is tender.
850g/1¾lb canned chopped plum tomatoes	• Stir in the sausages, oregano, basil and thyme, and leave to stand, covered, for 15 minutes. Discard the bay leaf, and serve immediately.
3 carrots, sliced	
3 onions, chopped	
1 large onion, chopped	
1 celery stick, sliced	
3 garlic cloves, chopped	
1 bay leaf	
3 knackwurst sausages, sliced	
1 teaspoon dried oregano	
1 teaspoon dried basil	
½ teaspoon dried thyme	

One-pot macaroni & cheese

serves 2

ingredients

200g/7oz elbow macaroni
 250g/9oz Cheddar cheese,
 grated
 25g/1oz butter
 2 tablespoons double cream
 pinch of paprika
 pinch of ground white pepper
 pinch of cayenne pepper

- Bring a large saucepan of salted water to a boil. Stir in the pasta and return the water to a rapid boil. Continue boiling for 4 minutes, stirring occasionally.
- Reduce the heat to medium, and continue to boil the pasta, stirring frequently, for a further 7 minutes.
- Drain the pasta in a colander, then return to the pan. Stir in the remaining ingredients, stirring well until the cheese is melted.
- Serve immediately



Armenian stew

serves 4

ingredients

200g/7oz dried apricots,
 soaked in 125ml/4fl oz water
 for 1 hour
 100g/4oz dried chickpeas,
 soaked overnight in water
 1.2 litres/2pt water
 200g/7oz red lentils, picked
 and rinsed
 3 onions, sliced
 salt and freshly ground
 black pepper

- In a large pan, bring the apricots and their soaking water to the boil. Add the chickpeas and 150ml/5fl oz water, and simmer for 30 minutes. (Do not add salt at this point, as this will toughen the beans' skins.)
- Add the lentils, onions and 1 litre/1¾pt water to the pan, and bring to the boil once again.
- Reduce the heat, cover and cook for about 2 hours until the beans are tender. Season with salt and pepper. Serve hot.

Autumn barley stew

serves 10

ingredients

200g/7oz pearl barley
1.8 litres/3pt vegetable stock
2 onions, chopped
3 potatoes, cut into chunks
1 large sweet potato, cut into chunks
450g/1lb Brussels sprouts
2 tablespoons tamari
1 teaspoon chopped fresh flat-leaf parsley
2 teaspoons dried oregano
1 teaspoon dried dill
3 tomatoes, chopped

- Put the barley and stock in large flameproof casserole dish, and bring to the boil.
- Add the remaining ingredients, except the tomatoes. Reduce the heat, cover and simmer for about 50 minutes.
- Add the tomatoes, and cook for a further 10 minutes until the tomatoes are soft. Serve hot.



Aromatic green casserole

serves 4

ingredients

75g/3oz sugarsnap peas, cut into bite-size pieces
75g/3oz Brussels sprouts
75g/3oz broccoli, cut into bite-size pieces
50g/2oz walnuts, chopped
2 tablespoons vegetable oil
½ teaspoon chopped fresh dill
¼ teaspoon sage
½ teaspoon salt
juice of ½ lemon
pinch of cayenne pepper

- Steam the beans, Brussels sprouts and broccoli for 8 minutes. Reserving the sprouts and broccoli, combine the beans with the remaining ingredients.
- Transfer to a blender or food processor. Add 50ml/2fl oz water, and purée until smooth.
- Pour the sauce over the vegetables. Serve hot or cold.

Japanese tofu hotpot

serves 2

ingredients

50g/2oz dried fish flakes
 300g/11oz firm tofu, cubed
 2 tablespoons light soy sauce
 1 tablespoon granulated sugar
 1 tablespoon sake
 1 large egg, beaten
 7 spring onions, roughly
 chopped

- Spread the fish flakes evenly in the bottom of a flameproof casserole dish, and arrange the tofu on top.
- Add the soy sauce, sugar, sake and 125ml/4fl oz water.
- Cover and bring to the boil over a medium heat, then reduce the heat and simmer for 5 minutes.
- Pour in the egg evenly over the top of the casserole, and sprinkle with the spring onions. Simmer for a further 30 seconds, covered, then serve immediately.



Baked bean & vegetable casserole

serves 4

ingredients

450g/1lb canned baked beans
 100g/4oz celery, finely diced
 100g/4oz carrot, finely grated
 100g/4oz courgette, finely
 grated
 25g/1oz shallots, finely chopped
 1 tablespoon chopped fresh
 flat-leaf parsley
 50g/2oz fresh red chilli, seeded
 and finely chopped
 1 garlic clove, crushed

- Mix all the ingredients together in a bowl.
- Put in a heavy saucepan, and cook, covered, over a medium-high heat for 10 minutes, stirring occasionally. Serve hot.


Stewed cabbage hotpot

serves 4

ingredients

300g/11oz Chinese cabbage,
shredded
200g/7oz tofu, cubed and
dry-fried
8 dried Chinese mushrooms,
soaked and chopped
1 carrot, sliced
2 teaspoons salt
1 tablespoon chopped fresh
flat-leaf parsley

- Put all the ingredients except the parsley in a large flameproof casserole dish, and pour over enough water to cover.
- Bring to the boil, reduce the heat and simmer for about 15 minutes until the vegetables are tender.
- Scatter with the parsley, and serve immediately.



Potato, pancetta & sage one-pot roast

serves 4

ingredients

25g/1oz butter
750g/1lb 11oz potatoes, sliced
100g/4oz pancetta, thinly sliced
12 fresh sage leaves
juice of ½ lemon
300ml/10fl oz hot
vegetable stock
150g/5oz Gruyère cheese,
coarsely grated
salt and freshly ground
black pepper

- Preheat the oven to 190°C/375°F/Gas mark 5. Lightly butter an ovenproof dish.
- Scatter the potato slices, pancetta and sage leaves into the dish, seasoning with salt and pepper as you go.
- Stir the lemon juice into the stock, and pour over the potatoes. Dot the butter over the top.
- Roast in the oven for 1 hour until the top is golden and the potatoes are tender. Top with the cheese, and serve immediately.

Barley & pine nut casserole

serves 6–8

ingredients

200g/7oz pearl barley
75g/3oz butter
75g/3oz pine nuts
1 onion, chopped
100g/4oz fresh flat-leaf parsley,
minced
100g/4oz fresh chives, minced
900ml/1½pt canned condensed
beef soup
salt and freshly ground black pepper

- Preheat the oven to 190°C/375°F/Gas mark 4.
- Rinse the barley in cold water and drain well. Set aside.
- Melt 25g/1oz of the butter in a frying pan over a medium heat, then add the pine nuts and cook until lightly toasted, stirring constantly and taking care not to scorch. Remove the pine nuts with a slotted spoon, and set aside.
- Heat the remaining butter in the pan until melted, then add the barley and onion. Cook, stirring constantly, until the barley is lightly toasted and the onion is tender. Remove from the heat and stir in the reserved pine nuts, parsley and chives. Season with salt and pepper.
- Spoon the barley mixture into a casserole dish.
- Bring the beef soup to the boil in a medium saucepan, pour over the barley mixture in the casserole dish and stir well. Cook in the oven, uncovered, for 1 hour 10 minutes or until the barley is tender and the liquid has been absorbed. Serve hot.

Sweet potato casserole

serves 10

ingredients

900g/2lb sweet potatoes, boiled,
peeled and mashed
2 eggs, beaten
50g/2oz butter, melted
50g/2oz soft brown sugar
225ml/8fl oz buttermilk
¼ teaspoon baking powder
¼ teaspoon freshly grated nutmeg

- Preheat the oven to 180°C/350°F/Gas mark 4.
- Combine all the ingredients in a large casserole dish, and mix together well.
- Bake in the oven, covered, for 1 hour. Serve hot.



Rice verde one-pot

serves 3

ingredients

50g/2oz butter
1 small onion, finely chopped
200g/7oz cold cooked
long-grain rice
275g/10oz spinach, chopped
225ml/8fl oz milk
1 egg, lightly beaten
½ teaspoon salt
225g/8oz Cheddar cheese,
grated

- Preheat the oven to 180°C/350°F/Gas mark 4.
- Melt the butter in a large casserole dish and sauté the onion until it is transparent. Stir in the rice, spinach, milk, egg, salt and cheese. Mix well with a fork.
- Cover and bake for about 30 minutes, until the mixture is hot and the top is crisp.

Peas pilaf one-pot

serves 8

ingredients

200g/7oz tomatoes, chopped	2 fresh green chillies, seeded and chopped
150g/5oz green peas	2 cinnamon sticks
50ml/2fl oz Greek-style yogurt	16 black peppercorns
4 teaspoons minced garlic	2 teaspoons cumin seeds
4 teaspoons minced root ginger	350g/12oz potatoes, cut into bite-sized pieces
2 teaspoons ground coriander	200g/7oz basmati rice, rinsed and drained
1 teaspoon ground cumin	salt and freshly ground black pepper
1 teaspoon garam masala	
$\frac{1}{4}$ teaspoon ground turmeric	
2 tablespoons canola oil	
200g/7oz onion, finely diced	

- Put the tomatoes, peas, yogurt, garlic, ginger, coriander, cumin, garam masala and turmeric in a large bowl. Season with salt and pepper, and stir to combine.
- Heat the oil in a large saucepan. Add the onion, chillies, cinnamon, peppercorns and cumin seeds, and sauté until the onion starts to turn golden. Add the tomato mixture and stir through. Cover and cook over a medium heat for 10 minutes, stirring occasionally.
- Add 700ml/1 $\frac{1}{4}$ pt water, $\frac{3}{4}$ teaspoon salt and the potatoes, and stir well. Cover and bring to the boil. Add the rice, stir gently and cook, covered for about 10 minutes until almost all the liquid has been absorbed. Reduce the heat to low, and cook for 10–15 minutes until the rice is tender. Serve hot.

Yellow split pea casserole

serves 4

ingredients

2 tablespoons ghee or butter	400g/14oz canned chopped plum tomatoes
1 teaspoon black mustard seeds	500ml/16fl oz vegetable stock
1 onion, finely chopped	225g/8oz pumpkin, cubed
2 garlic cloves, crushed	225g/8oz cauliflower, cut into florets
1 carrot, grated	2 tablespoons vegetable oil
2.5cm/1in piece of fresh root ginger, grated	1 large aubergine, cubed
1 fresh green chilli, seeded and finely chopped	1 tablespoon chopped fresh coriander leaves
1 tablespoon tomato purée	1 teaspoon garam masala
250g/9oz yellow split peas, soaked in water for 2 hours, rinsed and drained	salt and freshly ground black pepper

- Melt the ghee or butter over a medium heat in a large heavy pan. Add the mustard seeds and, when they start to splutter and pop, add the onion, garlic, carrot and ginger.
- Sweat for about 5 minutes until soft. Add the chilli and stir in the tomato purée, then stir in the drained split peas. Add the tomatoes and stock, and bring to the boil. Season well with salt and pepper. Simmer for 40 minutes, stirring occasionally.
- Add the pumpkin and cauliflower, and simmer for a further 30 minutes, covered, until the split peas are soft.
- Meanwhile, heat the oil in a frying pan over a high heat. Add the aubergine and stir until sealed on all sides, then remove and drain on kitchen paper.
- Stir the aubergine into the split pea mixture with the coriander and garam masala. Serve immediately.

Greek-style chickpea casserole

serves 4

ingredients

450g/1lb spinach
25g/1oz butter
1 garlic clove, crushed
400g/14oz canned cooked
chickpeas, drained
100g/4oz feta cheese, cubed
pinch of ground cinnamon
4 tomatoes, peeled and chopped
125ml/4fl oz crème fraîche
salt and freshly ground
black pepper

- Wash the spinach thoroughly under running water, and remove any tough stems. Drain well, then cut into shreds.
- Heat the butter in a heavy saucepan, and sauté the spinach and garlic, stirring, for 4 minutes. Add the chickpeas, cheese and cinnamon, and season with salt and pepper. Toss over a gentle heat for 2 minutes.
- Add the tomatoes and crème fraîche, and heat through, tossing and stirring. Serve hot.

Spinach & artichoke casserole

serves 4

ingredients

275g/10oz frozen spinach,
thawed
450g/1lb mushrooms, sliced
1 tablespoon vegetable oil
1 onion, chopped
175g/6oz marinated artichoke
hearts, with liquid
5 eggs, beaten
1 garlic clove, crushed
75g/3oz Parmesan cheese,
freshly grated
75g/3oz Cheddar cheese,
grated

- Preheat the oven to 180°C/
350°F/Gas mark 4.
- In a heavy frying pan, sauté the
mushrooms and onion in the oil
until the onion is translucent.
- Combine all the ingredients in a
large casserole dish and mix well.
- Cook in the oven, covered, for
30–40 minutes. Serve hot.



Chickpea & artichoke stew

serves 4

ingredients

1.2 litres/2pt vegetable stock
2 onions, chopped
2 garlic cloves, minced
1 tablespoon olive oil
1 teaspoon ground turmeric
1 teaspoon paprika
4 potatoes, cubed
5 fresh sage leaves, crushed
200g/7oz cooked sweet
potato, puréed
900g/2lb canned cooked
chickpeas, rinsed and drained
400g/14oz canned artichoke
hearts, quartered
salt and freshly ground
black pepper

- In a large heavy saucepan, bring
the stock to a simmer.
- Meanwhile, in a large frying pan,
sweat the onions and garlic in the
oil for about 8 minutes until soft.
Stir in the turmeric and paprika,
and sauté for 1 minute.
- Add the potatoes, sage and the
simmering stock. Cook for about
12 minutes until the potatoes are
tender. Stir in the sweet potato,
and add the chickpeas and
artichoke hearts. Season with salt
and pepper.
- Stir through gently, then return the
stew to a simmer. Heat through
and serve immediately.

Baked lentil & vegetable stew

serves 4

ingredients

450g/1lb fresh Brussels sprouts
 200g/7oz green lentils such as Puy, picked and rinsed
 200g/7oz onions, chopped
 150g/5oz celery, chopped
 200g/7oz carrots, sliced
 400g/14oz rutabaga, chopped
 4 bay leaves
 1 tablespoon grated fresh root ginger
 2 tablespoons tamari

- Preheat the oven to 180°C/350°F/Gas mark 4.
- Cut a cross in the bottom of each sprout. Combine the sprouts and remaining ingredients except the tamari in a large baking dish. Gently pour in 700ml/1½pt water.
- Cook in the oven for about 1 hour, stirring occasionally, until the lentils and vegetables are tender. Top up with more water while cooking if necessary – green lentils require more cooking than other varieties.
- Stir in the tamari and serve warm.

Courgette & corn casserole

serves 8

ingredients

50g/2oz potato flour
 75g/3oz rice flour
 1 teaspoon baking powder
 600g/1lb 5oz courgettes, grated
 425g/15oz canned creamed sweetcorn
 200g/7oz red pepper, finely diced
 100g/4oz onion, finely diced
 50g/2oz Cheddar cheese, finely grated
 2 tablespoons olive oil
 2 eggs, lightly beaten
 salt and freshly ground black pepper

- Preheat the oven to 200°C/400°F/Gas mark 6. Lightly grease a casserole dish with butter.
- Sift the potato flour, rice flour and baking powder together.
- Put the courgettes, sweetcorn, red pepper, onion and cheese in a large bowl. Stir to mix through evenly. Add the sifted flours, oil and eggs, and mix well using a metal spoon until well combined. Season with salt and pepper.
- Pour the mixture into the prepared casserole dish. Bake for 30 minutes or until set in the centre. Serve hot.

Apple cranberry casserole

serves 2

ingredients

250g/9oz cooking apples
such as Granny Smith
200g/7oz cranberries
175g/6oz granulated sugar
75g/3oz soft brown sugar
100g/4oz oatmeal
100g/4oz pecan nuts, chopped
50g/2oz butter

- Preheat the oven to 170°C/
325°F/Gas mark 3.
- Peel, core and dice the apples.
Scatter the apples and cranberries
in a layer over the bottom of a
large casserole dish.
- Mix together the granulated and
brown sugar, oatmeal and nuts,
and scatter evenly over the fruit.
- Dot the butter over the top, and
bake in the oven for 1 hour.
Serve hot.



Lentil hotpot

serves 4

ingredients

1 tablespoon olive oil
1 onion, chopped
1 garlic clove, crushed
2 potatoes, diced
2 carrots, finely chopped
2 celery sticks, chopped
225g/8oz red lentils, picked
and rinsed
425g/15oz canned chopped
plum tomatoes
2 tablespoons tomato purée
1 bay leaf
½ teaspoon dried oregano
1 vegetable stock cube
salt and freshly ground
black pepper

- Heat the oil in a large heavy pan,
and sweat the onion and garlic
until the onion is softened. Add the
potatoes, carrots, celery and
lentils, and sweat for a further
2 minutes.
- Add the tomatoes, tomato purée,
bay leaf and oregano, and season
with salt and pepper.
- Crumble in the stock cube, and stir
in 450ml/¾pt water. Bring to the
boil, then reduce the heat and
simmer for 25–30 minutes until the
lentils and vegetables are tender.
- Ladle the hotpot into warmed
bowls, and serve immediately.

Chinese vegetable casserole

serves 4

ingredients

4 tablespoons vegetable oil	300ml/10fl oz vegetable stock
2 carrots, sliced	1 teaspoon salt
1 courgette, sliced	2 teaspoons soft dark brown sugar such as muscovado
4 baby sweetcorn, halved lengthways	2 teaspoons light soy sauce
100g/4oz cauliflower florets	2 tablespoons dry sherry
1 leek, sliced	1 tablespoon cornflour
100g/4oz water chestnuts, halved	1 tablespoon chopped fresh coriander leaves, to garnish
225g/8oz firm tofu, diced	

- Heat the oil in a preheated wok until it is almost smoking. Reduce the heat slightly, and add the carrots, courgette, sweetcorn, cauliflower and leek. Stir-fry for 2–3 minutes.
- Stir in the water chestnuts, tofu, stock, salt, sugar, soy sauce and sherry, and bring to the boil. Reduce the heat, cover and simmer for 20 minutes.
- Blend the cornflour with 2 tablespoons water to form a smooth paste. Stir the paste into the wok, bring the sauce to the boil and cook, stirring constantly, until it thickens and turns glossy.
- To serve, scatter the coriander over the top, and serve immediately.

Aubergine, mozzarella & Cheddar hotpot

serves 4

ingredients

4 large white potatoes, thinly sliced	2 garlic cloves, crushed
2 tablespoons olive oil	2 tablespoons chopped fresh flat-leaf parsley
1 aubergine, sliced	25g/1oz mozzarella cheese, finely grated
1 large onion, sliced	25g/1oz Cheddar cheese, finely grated
275g/10oz canned chopped plum tomatoes	1 tablespoon boiling water
425g/15oz canned cooked chickpeas, drained	salt and freshly ground black pepper
25g/1oz green lentils such as Puy, picked and rinsed	

- Put the potatoes in a saucepan of salted cold water. Bring to the boil, and cook until beginning to soften – do not cook completely. Drain and set aside.
- Heat the oil in a frying pan and gently sauté the aubergine until it begins to brown. Turn and repeat on the other side. As each piece is done, remove to kitchen paper.
- When the aubergine is cooked, stir the onion in the frying pan until softened, but not browned. Stir in the tomatoes, chickpeas, lentils, garlic, parsley and seasoning. Cook over a medium heat for 40 to 45 minutes, or until the lentils are tender.
- Preheat the oven to 200°C/400°F/Gas mark 6.
- Mix the cheeses together. Add the boiling water to make a paste.
- When the tomato mixture is ready, spoon the remaining mixture over the bottom of a large casserole dish. Cover with half the aubergine and add another third of the tomato mixture. Layer on the remaining aubergine.
- Spread a third of the cheese mixture on to the aubergine. Add half the potatoes, another third of the cheese and then the remaining potatoes. Finish with the final third of cheese.
- Cover and bake in the middle of oven for 30 minutes. Remove the lid and bake for a further 10 minutes to brown.

Baked squash casserole

serves 10

ingredients

- 1.8kg/4lb butternut squash, peeled, seeded and chopped
- 1 egg
- 200g/7oz coarse dried breadcrumbs
- 75g/3oz soft brown sugar
- ½ tablespoon chopped onion
- 100g/4oz green pepper, diced
- salt and freshly ground black pepper

- Preheat the oven to 180°C/350°F/Gas mark 4.
- Drop the squash into a large saucepan with enough boiling water to cover. Return to the boil, reduce the heat and cook until tender, then drain, reserving the cooking liquid. Mash the squash.
- In a bowl, combine the squash and its cooking liquid, egg, two-thirds of the breadcrumbs, the sugar, onion and green pepper. Season with salt and pepper.
- Turn the mixture into a large casserole dish, and cover with the remaining breadcrumbs. Bake in the oven for about 30 minutes until lightly browned. Serve hot.

Chunky vegetable chilli

serves 8–10

ingredients

150g/5oz quick-cooking barley	400g/14oz canned chopped plum tomatoes
1 aubergine, diced	425g/15oz canned cooked black beans, drained
½ large red pepper, seeded and chopped	½ teaspoon chilli powder
½ large green pepper, seeded and chopped	150g/5oz fresh spinach, chopped
1 onion, chopped	salt and freshly ground black pepper
3 garlic cloves, minced	

- Bring 1.2 litres/2pt water to the boil in a large deep heavy frying pan. Stir in the barley. Cover and reduce the heat. Simmer for about 10 minutes until the barley is tender.
- Add the aubergine, peppers, onion and garlic. Stir thoroughly, cover and cook over a medium heat for about 20 minutes until the aubergine is softened and the other vegetables are tender, removing the lid to stir frequently to prevent the mixture catching on the bottom of the pan.
- Tip in the tomatoes and black beans, add the chilli powder, and season with salt and pepper. Stir to combine, and cook for a further 5 minutes. Add the spinach, stir through and cook for 2–3 minutes until the spinach is wilted. Serve immediately.

Bean stew with herb dumplings

serves 4

ingredients

425g/15oz canned cooked red kidney beans, drained	275g/10oz green beans, topped and tailed, cut into lengths
425g/15oz canned cooked haricot beans, drained	1 tablespoon chopped fresh flat-leaf parsley, to serve
400g/14oz canned chopped plum tomatoes	salt and freshly ground black pepper
1 tablespoon tomato purée	
200g/7oz canned sweetcorn kernels, drained	<i>For the herb dumplings</i>
1 garlic clove, crushed	100g/4oz self-raising flour
1 bay leaf	25g/1oz butter
300ml/10fl oz vegetable stock	1 teaspoon dried mixed herbs

- Put the kidney and haricot beans in a large heavy saucepan or flameproof casserole dish. Add the tomatoes, tomato purée, sweetcorn, garlic and bay leaf, and stir to mix through evenly.
- Pour in the stock, and season lightly with salt and pepper. Bring to the boil, reduce the heat and simmer gently for 5 minutes.
- Meanwhile, sift the flour into a bowl with a little salt and pepper. Rub in the butter with your fingertips until the mixture resembles rough crumbs. Stir in the herbs. Mix with just enough cold water to form a soft but not too sticky dough.
- Add the green beans to the vegetable mixture. Shape the dough into eight round balls, and carefully drop into the top of the stew. Cover and simmer gently for 15–20 minutes until the dumplings are fluffy and risen.
- To serve, discard the bay leaf. Sprinkle the stew with the parsley, and serve hot, allowing two dumplings for each serving.

Baked barley & broad bean casserole

serves 4

ingredients

50g/2oz onion, minced	25g/1oz plain flour
about 2 tablespoons vegetable oil	3 tablespoons prepared mustard
150g/5oz skinned cooked broad beans	75ml/3fl oz clear honey
100g/4oz cooked pearl barley	75ml/3fl oz tomato ketchup
225ml/8fl oz soy milk	½ teaspoon garlic powder
75g/3oz raw wheatgerm	½ teaspoon onion powder
	½ teaspoon chilli powder

- Sweat the onion in a little oil for a few minutes until soft and translucent. Using a slotted spoon, transfer to a large bowl and cool slightly.
- Once the onion is cool enough, add 1 tablespoon oil to the bowl together with all the other remaining ingredients. Mix together and leave to stand for 30 minutes.
- Preheat the oven to 180°C/350°F/Gas mark 4. Turn the mixture into an oiled casserole dish, and bake for 40 minutes. Serve hot.

Meat & Game

Now we come to the heart of any meal, a meaty main course. Whether cooking to impress or whipping up something tasty for the family at the weekend, you'll find a recipe here to suit every occasion. And all types of meat are used, from the staples of beef, pork, and lamb, to less frequently used fare such as veal, rabbit, venison and other game. You will find recipes for traditional roasts, as well as recipes for cooking chops and cutlets, stir-fries, meatloaf, and meat in a range of delicious sauces.

Beef goulash

serves 4

ingredients

450g/1lb stewing beef, cubed
1 onion, chopped
2 teaspoons sunflower oil
175ml/6fl oz beer
175ml/6fl oz water
50ml/2fl oz tomato purée
1 tablespoon paprika
¼ teaspoon salt
¼ teaspoon caraway seeds
450g/1lb potatoes
225g/8oz canned sauerkraut
2 tablespoons snipped fresh
flat-leaf parsley

- In a frying pan, cook the beef and onion in the oil until the beef is brown. Add the beer, water, tomato purée, paprika, salt and caraway seeds. Cover and simmer for 1¼–1½ hours.
- Add the potatoes, undrained sauerkraut and parsley to the pan. Cook, covered, for about 20 minutes until the vegetables are tender. Remove the lid from the pan and cook, uncovered, for a further 10 minutes or until the mixture is thickened and most of the liquid has evaporated.
- Serve hot with rice.

Beef fajitas

serves 4

ingredients

1 tablespoon vegetable oil
1 onion, cut into strips
2 garlic cloves, minced
1 tablespoon Mexican chilli powder
450g/1lb minced beef
75g/3oz ready-prepared salsa
1 red pepper, seeded and chopped
1 green pepper, seeded and chopped
1 courgette, thinly sliced
4 x 25cm/10in flour tortillas
salt and freshly ground black pepper

- Preheat the oven to 180°C/350°F/Gas mark 4.
- In a non-stick frying pan, heat the oil over a medium-high heat. Cook the onion, garlic, chilli powder and seasoning, stirring, for 5 minutes or until the onion is softened.
- Add the beef and salsa, and cook, breaking up the beef with the back of a spoon, for about 3 minutes until the beef is no longer pink. Add the peppers and courgette, and cook, stirring, for 3 minutes or until the liquid has evaporated.
- Meanwhile, wrap the tortillas in foil and heat in the oven for 5 minutes or until warmed through.
- Divide the beef mixture among the tortillas, and roll up. Serve the fajitas immediately while still piping hot.

Orange beef with green peppers

serves 6

ingredients

- 700g/1½lb flank steak
- 175ml/6fl oz orange juice
- 3 tablespoons light soy sauce
- 2 tablespoons smooth peanut butter
- 1½ tablespoons orange zest
- 2 garlic cloves (crushed)
- 1½ teaspoons curry powder
- ½ teaspoon red wine vinegar
- ½ teaspoon red pepper flakes
- 1 tablespoon vegetable oil
- 2 green peppers, cut into 1cm/½in wide strips

- Diagonally cut the beef, against the grain, into slices 1cm/½in thick.
- In a bowl, combine the orange juice, soy sauce, peanut butter, orange zest, garlic, curry, vinegar and red pepper flakes. Stir to blend. Add the beef and toss to coat evenly. Cover and set aside to marinate for 2 hours at room temperature.
- Heat the oil in a heavy frying pan or wok over a high heat. Add the marinated beef mixture. Stir-fry for 2 minutes. Remove the beef with a slotted spoon and set aside on a plate.
- Add the green peppers to the pan, then stir-fry for about 5 minutes until the peppers are browned around the edges.
- Return the beef to the pan, and stir-fry for a further 1 minute to heat through. Serve hot.

Spiced beef & onions

serves 4

ingredients

50ml/2fl oz olive oil
700g/1½lb baby onions
900g/2lb chuck steak, trimmed and
cut into bite-size cubes
3 garlic cloves, halved lengthways
125ml/4fl oz red wine
1 cinnamon stick
4 cloves
1 bay leaf
1 tablespoon red wine vinegar
2 tablespoons tomato purée
375ml/13fl oz water
2 tablespoons currants
salt and freshly ground black pepper

- Heat the oil over a medium heat in a large heavy saucepan. Add the onions and sauté, stirring, for 5 minutes or until golden. Remove from the pan and drain on kitchen paper.
- Add the meat to the pan, and stir over a high heat for 10 minutes or until the meat is well browned and almost all the liquid has evaporated.
- Add the garlic, wine, spices, bay leaf, vinegar and tomato purée. Season with salt and pepper. Pour 375ml/13fl oz water into the pan, and bring to the boil. Reduce the heat, cover and simmer for 1 hour, stirring occasionally.
- Return the onions to the saucepan, add the currants and stir gently. Simmer, covered, for 15 minutes. Discard the cinnamon before serving.

Thai beef curry

serves 4

ingredients

1 tablespoon tamarind pulp
2 tablespoons vegetable oil
700g/1½lb stewing beef (cubed)
500ml/18fl oz coconut milk
4 cardamom pods, bruised
500ml/18fl oz coconut cream
2 tablespoons curry paste
2 tablespoons Thai fish sauce
8 pickling onions
8 baby potatoes
2 tablespoons granulated sugar
75g/3oz unsalted peanuts, roasted
and ground

- Put the tamarind pulp and 125ml/4fl oz boiling water in a bowl, and set aside to cool. Mash the pulp with your fingertips to dissolve it, then strain and reserve the liquid, discarding the pulp.
- Heat a non-stick wok over a high heat, add the oil and swirl to coat. Add the beef in batches, and stir-fry over a high heat for 5 minutes for each batch or until browned all over. Reduce the heat, add the coconut milk and cardamom pods, and simmer for 1 hour or until the beef is tender. Remove the beef from the wok, then strain the cooking liquid into a bowl and keep to one side.
- Heat the coconut cream in the wok, and stir in the curry paste. Cook for 10 minutes or until the oil starts to separate from the cream. Add the fish sauce, onions, potatoes, beef mixture, sugar, peanuts, tamarind water and the reserved cooking liquid. Simmer for 25–30 minutes until the meat is tender. Serve hot.

Fillet of beef with porcini & sweet peppers

serves 8

ingredients

1.4kg/3lb trimmed beef fillet	2 teaspoons plain flour
25g/1oz dried porcini mushrooms, soaked and drained	150ml/5fl oz Italian red wine
250g/9oz jar sliced red and yellow peppers in oil, drained	300ml/10fl oz beef stock
375g/13oz pancetta slices	2 tablespoons Marsala
2 tablespoons extra virgin olive oil	2 teaspoons dried mixed herbs
	salt and freshly ground black pepper

- Preheat the oven to 190°C/375°F/Gas mark 5.
- Cut a slit along the side of the fillet, keeping both ends attached. Open it out with your fingers a little, to make a pocket.
- Roughly chop the porcini, reserving half for the sauce. Mix the remainder with half of the peppers, and use to fill the pocket in the beef. Grind black pepper over the meat, then wrap the pancetta around the fillet to enclose it completely. Tie with string at regular intervals.
- Heat the oil in a large non-stick frying pan, add the meat and sear on all sides. Lift the fillet out of the oil, draining over the pan. Reserve the juices in the pan for the sauce.
- Transfer the fillet to a roasting tin, and roast in the oven for 45 minutes. Remove from the oven, cover with foil and leave to rest in a warm place for 10–15 minutes.
- Meanwhile, reheat the reserved juices in the frying pan, sprinkle in the flour and cook, stirring, over a medium heat for 2–3 minutes. Gradually stir in the red wine and the stock, then bring to the boil, stirring. Reduce the heat and add the Marsala and mixed herbs. Season with salt and pepper, and simmer until thickened, stirring constantly.
- Add the remaining peppers and porcini, and heat through.
- Remove the string from the beef fillet and carve the meat into neat slices. Using a slotted spoon, remove the peppers and onions from the sauce and use to garnish the meat. Serve immediately, drizzled with the sauce.

Beef Wellington

serves 8

ingredients

1.6kg/3½lb beef fillet, larded and tied with string	125ml/4fl oz Madeira
350g/12oz mushrooms, finely chopped	2 teaspoons arrowroot, dissolved in 1 tablespoon cold water
50g/2oz butter	125ml/4fl oz beef stock
225g/8oz pâté de foie gras	2 tablespoons finely chopped black truffles
450g/1lb puff pastry	salt and freshly ground black pepper
1 egg white, whisked lightly	
1 large egg yolk, beaten with 1 teaspoon water	

- Preheat the oven to 200°C/400°F/Gas mark 6. In a roasting tin, roast the beef in the middle of the oven for 25–30 minutes. Turn off the oven and allow the beef to cool completely, then discard the larding fat and strings. Skim the fat from the pan juices; reserve the juices.
- In a heavy frying pan, cook the mushrooms in butter over a medium-low heat, stirring, until all liquid has evaporated and the mixture is dry. Season with salt and pepper and allow to cool completely.
- Spread the beef evenly with the foie gras, covering the top and sides, and spread the mushrooms evenly over the foie gras.
- On a floured work surface, roll the puff pastry into a rectangle of about 50cm/20in x 30.5cm/12in or large enough to enclose the beef completely. Invert the beef in the middle of the pastry, and fold up the long sides to enclose it, brushing the edges of the pastry with some egg white to seal. Fold the ends of the pastry over the beef; seal with the egg white.
- Transfer the beef, seam side down, to a baking tin, and brush the pastry with the egg yolk wash. Chill for at least 1 hour.
- Preheat the oven 200°C/400°F/Gas mark 6. Bake the fillet in the middle of the oven for 30 minutes. Reduce the heat to 180°C/350°F/Gas mark 4, and bake for a further 5–10 minutes until the pastry is cooked through. Leave to stand for 15 minutes.
- In a saucepan, boil the reserved pan juices and the Madeira until the mixture is reduced by a quarter. Add the arrowroot mixture, stock and truffles. Season with salt and pepper. Cook the sauce over a medium heat, stirring, for 5 minutes or until thickened, being careful not to let it boil. Serve the beef cut into thick slices, accompanied by the sauce.

Crispy shredded beef

serves 4

ingredients

2 eggs
¼ teaspoon salt
4 tablespoons plain flour
350g/12oz beef rump steak, cut
into thin strips
vegetable oil for deep-frying
2 carrots, finely shredded
2 spring onions, thinly shredded
1 garlic clove, finely chopped
3 small fresh red chillies, seeded
and thinly sliced
4 tablespoons granulated sugar
3 tablespoons rice vinegar
1 tablespoon light soy sauce
2 tablespoons beef stock
1 teaspoon cornflour

- Beat the eggs in a bowl with the salt and flour, adding a little water if necessary to make a batter.
- Add the beef to the batter, and mix well until coated.
- Heat a wok over a high heat, then add the oil and heat until smoking. Add the beef and deep-fry for 5 minutes, stirring to separate the strips. Remove with a slotted spoon, and drain on kitchen paper.
- Add the carrots to the wok, and deep-fry to about 1–1½ minutes, then remove with a slotted spoon and drain on kitchen paper.
- Pour off the excess oil, leaving about 1 tablespoon in the wok. Add the spring onions, garlic, chillies and deep-fried carrots, and stir-fry for 1 minute. Add the sugar, vinegar, soy sauce and stock to the wok, and bring to the boil. Stir in the cornflour, and simmer for a few minutes to thicken the sauce.
- Return the beef to the wok, and stir until well coated with the sauce. Serve immediately.

Beef stroganoff

serves 4

ingredients

15g/1/2oz dried porcini mushrooms

2 tablespoons olive oil

100g/4oz shallots, sliced

175g/6oz chestnut mushrooms

350g/12oz beef fillet, cut into
5mm/1/4in slices)

1/2 teaspoon Dijon mustard

75ml/3fl oz double cream

salt and freshly ground black pepper

- Put the porcini mushrooms in a bowl, cover with hot water and leave to soak for 20 minutes. Drain, reserving the soaking liquid, and chop the porcini. Sieve the soaking liquid through a fine-mesh sieve and reserve.
- Heat half the oil in a large frying pan. Add the shallots, and cook over a low heat, stirring occasionally, for 5 minutes or until softened. Add the porcini, reserved soaking water and chestnut mushrooms. Cook, stirring frequently, for 10 minutes or until almost all of the liquid has evaporated, then transfer the mixture to a plate.
- Heat the remaining oil in the frying pan, add the beef (in batches if necessary to avoid crowding the pan) and cook, stirring frequently, for 4 minutes or until browned. Return the mushroom mixture to the frying pan, and season with salt and pepper.
- Put the mustard and cream in a small bowl and stir to mix, then fold into the mixture. Heat through and serve.

Chilli beef in tortillas

serves 6–8

ingredients

For the tortillas

- 850g/1¾lb plain flour
- 4 teaspoons baking powder
- 1 teaspoon salt
- 4 tablespoons vegetable oil

For the filling

- 3 tablespoons vegetable oil
- 1 large onion, finely chopped
- 2 teaspoons dried oregano
- 1 teaspoon ground cumin
- 1 teaspoon chilli powder
- 1 teaspoon paprika
- 850g/1¾lb minced beef
- 1 green pepper, seeded and finely chopped
- 2 garlic cloves, crushed
- 50g/2oz tomato purée

- To make the tortillas, mix the flour and baking powder with the salt. Mix in the oil using a fork, then add enough lukewarm water to enable you to gather the dough into a ball with your hands. Knead lightly to smooth, then leave covered in the bowl for at least 20 minutes.
- Divide the dough into 24 balls, and roll out each one on a lightly floured surface into a thin pancake, or tortilla.
- Heat a non-stick frying pan without any oil, and cook each tortilla until the top surface bubbles up. Puncture the blisters and turn to cook the other side. Wrap the tortillas in a clean cloth to keep warm.
- Meanwhile, to make the filling, heat the oil and sweat the onion gently with the oregano, cumin, chilli powder and paprika until the onion is just soft. Add the beef, green pepper and garlic, and stir gently using a wooden spoon until the meat changes colour and breaks into granules.
- Put the tomato purée into a bowl, and mix with its own volume of cold water. Stir into the meat and cook, covered, for about 10 minutes. Serve hot with the warm tortillas.

Beef & pumpkin curry

serves 4–6

ingredients

- 3 tablespoons sesame oil
- 2 teaspoons dried chilli flakes
- 1 teaspoon ground turmeric
- 600g/1¼lb sirloin steak, cut into
2.5cm/1in cubes
- 300ml/10fl oz beef stock
- 1 teaspoon soft brown sugar
- 450g/1lb pumpkin, peeled, seeded
and cut into 2.5cm/1in cubes
- ½ teaspoon salt

For the spice paste

- 2 large onions, chopped
- 4 garlic cloves, chopped
- 2 stalks lemon grass, tough outer
layer removed, chopped
- 2.5cm/1in piece of fresh root ginger,
chopped

- Put all the ingredients for the spice paste in a blender or food processor, and work into a coarse paste.
- Heat the oil in a large flameproof casserole dish, add the spice paste and fry over a gentle heat, stirring for about 5 minutes until softened and aromatic. Add the chilli flakes and turmeric, and fry for a further 2 minutes.
- Add the steak to the pan, stir well to coat in the spice mixture and fry, stirring frequently, for 5 minutes. Add the stock and sugar to the curry, and bring to the boil. Reduce the heat, cover the pan and cook, stirring occasionally, for 35 minutes or until the steak is tender.
- Add the pumpkin and salt to the pan, and stir gently to mix. Cover and cook for a further 10 minutes or until the pumpkin is tender. Adjust the seasoning to taste. Serve hot.

Asparagus & bean beef

serves 4

ingredients

- 225g/8oz beef, cut across the grain
into thin slices
- ¼ teaspoon baking powder,
dissolved in 2 teaspoons water
- 1 tablespoon groundnut oil
- ½ teaspoon salt
- 450g/1lb asparagus
- 1 tablespoon vegetable oil
- 1 tablespoon Chinese fermented
black beans, minced with
4 garlic cloves
- 1 tablespoon rice wine
- 2 teaspoons light soy sauce

For the marinade

- 1 teaspoon cornflour
- 1 teaspoon light soy sauce
- ½ teaspoon rice wine
- ½ teaspoon granulated sugar
- ½ teaspoon salt

- Put the beef in a bowl or glass dish. Stir the baking powder solution into the beef to help tenderize it. Stir together the marinade ingredients, and marinate the beef for 1 hour in the refrigerator.
- In a heavy pan, heat the groundnut oil over a high heat. Add the salt, asparagus and 50ml/2fl oz water. Cover the pan for 2 minutes and cook. When done, transfer the asparagus to a platter.
- Place the pan over a high heat, and add the vegetable oil. Stir-fry the black bean and garlic mixture for a few seconds.
- Add the beef and stir-fry quickly until barely cooked. Add the rice wine and soy sauce, and heat until sizzling. Stir in the asparagus and toss quickly to heat through. Serve immediately.

Steak, kidney & mushroom pie

serves 4

ingredients

2 tablespoons vegetable oil
100g/4oz bacon, chopped
1 onion, chopped
500g/1lb 2oz chuck steak, diced
2 tablespoons plain flour
100g/4oz lamb's kidneys
1 bouquet garni
400ml/14fl oz beef stock
100g/4oz button mushrooms
225g/8oz ready-made puff pastry
beaten egg, to glaze
salt and freshly ground black pepper

- Preheat the oven to 170°C/325°F/Gas mark 3.
- Heat the oil in a heavy pan, add the bacon and onion, and sauté, stirring, until lightly browned. Toss the steak in the flour, add to the pan in batches and sauté, stirring, until browned.
- Toss the kidneys in the flour, and add to the pan with the bouquet garni. Sauté until browned.
- Transfer the mixture to a casserole dish, then pour in the stock, cover and cook in the oven for 2 hours.
- Remove from the oven, stir in the mushrooms and season with salt and pepper. Leave to cool.
- Preheat the oven to 220°C/425°F/Gas mark 7. Roll out the pastry to 2cm/1in larger than the top of a 1.2 litre/2pt pie dish. Cut off a strip and fit around the dampened rim of the dish to make a collar. Brush the pastry with water.
- Tip the meat mixture into the dish. Lay the pastry round over the dish and press the edges together to seal. Knock up the edges with the back of a knife. Make a small slit in the pastry, brush with the beaten egg and bake in the oven for 20 minutes.
- Reduce the oven temperature to 180°C/350°F/Gas 4, and bake for a further 20 minutes. Serve hot.

Beef daube

serves 6–8

ingredients

25g/1oz butter
1 large onion, cut into wedges
2 celery sticks, chopped
1 green pepper, seeded and chopped
450g/1lb sirloin steak, trimmed and cut into strips
1kg/2½lb lean braising steak, cubed
50g/2oz plain flour, seasoned with salt and black pepper
600ml/1pt beef stock
2 garlic cloves, crushed
150ml/5fl oz red wine
2 tablespoons red wine vinegar
2 tablespoons tomato purée
½ teaspoon Tabasco sauce
1 teaspoon chopped fresh thyme
2 bay leaves
½ teaspoon Cajun spice mix

- Heat the butter in a large heavy casserole dish. Add the onion wedges and sauté until browned on all sides. Remove with a slotted spoon and set aside.
- Add the celery and pepper to the dish, and cook until softened. Remove the vegetables with a slotted spoon and set aside.
- Coat the meat in the seasoned flour, add to the pan and sauté until browned on all sides. Add the stock, garlic, wine, vinegar, tomato purée, Tabasco and thyme, and heat gently.
- Return the onions, celery and pepper to the pan. Tuck in the bay leaves and sprinkle with the Cajun seasoning.
- Bring to the boil, transfer to the oven and cook for 3 hours or until the meat and vegetables are tender. Serve with French bread.

Beef & pork ragù

serves 4

ingredients

15g/½oz dried porcini mushrooms
225g/8oz boneless beef chuck,
trimmed of all fat
225g/8oz lean boneless pork,
trimmed of all fat
50g/2oz butter
3 shallots, chopped
1 celery stick, finely chopped
1 carrot, finely chopped
2 tablespoons chopped fresh
flat-leaf parsley
1 tablespoon flour
175ml/6fl oz beef stock
150ml/5fl oz dry white wine
salt and freshly ground black pepper

- Soak the porcini mushrooms in 250ml/9fl oz warm water for 30 minutes. Drain the porcini, reserving the liquid and squeezing excess water out of the porcini and into the bowl. Chop the porcini. Strain the soaking liquid and reserve.
- Cut the beef and pork into 1cm/½in dice.
- Melt the butter in a large pan over a medium-low heat. Add the shallots, celery, carrot and porcini mushrooms. Increase the heat to medium and sauté for about 5 minutes until lightly coloured. Stir in the parsley.
- Reduce the heat and add the meat. Brown lightly on all sides. Stir in the flour, pour in the reserved porcini liquid, beef stock and wine, and season with salt and pepper.
- Stir, cover and simmer very gently for 2½–3 hours, stirring occasionally, until the meat begins to disintegrate and the sauce thickens. Serve hot with freshly cooked pasta.

Roast beef & Yorkshire pudding

serves 6–8

ingredients

1.8kg/4lb joint of beef
 splash of red wine
 300ml/10fl oz reduced beef stock
 salt and freshly ground
 black pepper

For the Yorkshire pudding

175g/6oz plain flour
 1 teaspoon salt
 300ml/10fl oz cold milk
 3 eggs, beaten
 60g/2½oz beef dripping

- To prepare the Yorkshire pudding batter, sift the flour into a mixing bowl with the salt. In another large bowl, mix together the milk and 150ml/10fl oz water, and whisk with the beaten eggs. Add this to the flour in a thin stream, whisking to a smooth batter. Leave to stand for 60 minutes at room temperature.
- Preheat the oven to 240°C/475°F/Gas mark 9.
- Season the joint of beef heavily with salt and pepper, rubbing it in all over. Sit the joint on a rack in a roasting tin, and roast in the oven for 25 minutes, then reduce the temperature to 200°C/400°F/Gas mark 6 and continue roasting for a further 25 minutes. It is important not to open the oven door for more than a few seconds at any time from start to finish.
- Remove the meat from the oven and allow to rest on its rack for about 30 minutes in a warm place, covered with foil. Increase the oven temperature to 230°C/450°F/Gas mark 8.
- While the meat is resting, cook the Yorkshire pudding. Put the beef dripping into a metal pan at least 6.5cm/2½in deep, and put in the oven until smoking hot. Give the prepared batter a final whisk, and pour into the fat. Bake for 25–30 minutes, when the pudding will be well risen with a crisp, golden crust.
- Make a gravy by pouring off the fat from the roasting tin. Place the pan over a high heat, and deglaze it with a splash of red wine. Add the stock and boil fiercely, scraping the stuck-on sediment with a wooden spoon. Taste and adjust the seasoning if necessary.
- Serve the roast beef cut in slices, accompanied by the gravy, Yorkshire pudding and roasted vegetables.

Meatloaf

serves 4

ingredients

25g/1oz butter	2 tablespoons instant oatmeal
450g/1lb minced beef	1 tablespoon chopped fresh thyme leaves
1 onion, chopped	salt and freshly ground black pepper
2 garlic cloves, crushed	
50g/2oz bulgur wheat, soaked	
25g/1oz Parmesan cheese	
1 celery stick trimmed and sliced	<i>For the relish</i>
2 tablespoons horseradish sauce	2 tablespoons horseradish sauce
2 tablespoons tomato purée	150ml/5fl oz sour cream

- Grease and line the bottom of a 700g/1½lb loaf tin. Preheat the oven to 180°C/350°F/Gas mark 4.
- Melt the butter in a large pan, and add the minced beef, onion and garlic. Sauté, stirring, for 7 minutes until the meat is brown and sealed.
- Transfer the mixture to a bowl, and add the remaining ingredients. Mix well, season and spoon into the prepared tin. Cover with foil.
- Stand the loaf tin in a roasting tin, and add 2.5cm/1in of water. Carefully place in the oven and cook for 1½ hours.
- Mix together the relish ingredients in a bowl. Turn out the meatloaf and garnish with the fresh thyme. Serve with fresh vegetables and the relish as a condiment.

Beef olives in gravy

serves 4

ingredients

8 ready-prepared beef olives
4 tablespoons chopped fresh flat-leaf parsley
4 garlic cloves, finely chopped
4 rashers smoked streaky bacon, finely chopped
grated zest of ½ small orange
2 tablespoons olive oil
300ml/10fl oz dry red wine
1 bay leaf
1 teaspoon granulated sugar
50g/2oz pitted black olives, drained
salt and freshly ground black pepper

- Flatten out the beef olives as thinly as possible, using a meat tenderizer or mallet.
- Mix together the parsley, garlic, bacon and orange zest. Season with salt and pepper. Spread this mixture evenly over each beef olive. Roll up each beef olive tightly, then secure with a cocktail stick or toothpick.
- Heat the oil in a frying pan, and sauté the beef olives on all sides for 10 minutes until browned.
- Drain the beef olives, reserving the pan juices, and keep warm. Pour the wine into the juices, add the bay leaf and sugar. Season with salt and pepper. Bring to the boil, and boil rapidly for 5 minutes to reduce slightly, stirring.
- Return the cooked beef olives to the pan along with the black olives, and heat through for a further 2 minutes. Discard the bay leaf and carefully pull out the cocktail sticks or toothpicks.
- Transfer the beef olives and gravy to a serving dish. Serve immediately.

Beef, tomato & olive kebabs

serves 8

ingredients

450g/1lb rump or sirloin steak
16 cherry tomatoes
16 large green olives, pitted

For the baste

4 tablespoons olive oil
1 tablespoon sherry vinegar
1 garlic clove, crushed
salt and freshly ground black pepper

For the relish

6 plum tomatoes
1 tablespoon olive oil
½ red onion, finely chopped
1 garlic clove, chopped
1 tablespoon chopped fresh
flat-leaf parsley
1 tablespoon freshly squeezed
lemon juice

- Soak 8 bamboo skewers in cold water for at least 30 minutes to prevent them burning.
- Using a sharp knife, trim any fat from the steak, and cut the meat into roughly 24 evenly sized pieces.
- Thread the pieces of steak onto the skewers, alternating the beef with the cherry tomatoes and the green olives.
- To make the baste, combine all the baste ingredients in a bowl.
- To make the relish, plunge the tomatoes in a bowl of boiling water, then drain and transfer to a bowl of cold water. Peel off and discard the skin, and chop the flesh.
- Heat the oil in a small pan, and sauté the onion and garlic for 3–4 minutes until softened. Add the tomatoes and cook for a further 2–3 minutes. Stir in the parsley and lemon juice, and season with salt and pepper. Set aside and keep warm.
- Barbecue the kebabs over hot coals for 5–10 minutes, basting and turning frequently. Serve with the relish.

Beef & mushroom burgers

serves 4

ingredients

1 small onion, chopped
150g/5oz small cup mushrooms
450g/1lb lean minced beef
50g/2oz fresh wholemeal
 breadcrumbs
1 teaspoon dried mixed herbs
1 tablespoon tomato purée
flour for shaping
salt and freshly ground black pepper

- Put the onion and mushrooms in a blender or food processor, and whiz until finely chopped. Add the beef, breadcrumbs, herbs and tomato purée, and season with salt and pepper. Blend for a few seconds until the mixture binds together but still has some texture.
- Divide the mixture into 8 to 10 pieces, then press into burger shapes using lightly floured hands.
- Cook the burgers in a non-stick frying pan or under a hot grill for 12–15 minutes, turning once, until evenly cooked. Serve hot.

Veal Marsala

serves 2

ingredients

2 veal escalopes
flour for dredging
½ teaspoon dried oregano, crumbled
8 field mushrooms, stalks removed
and caps thinly sliced
about 25g/1oz butter
2 tablespoons olive or sunflower oil
150ml/5fl oz Marsala
salt and freshly ground black pepper

- If necessary, put the veal escalopes between two sheets of greaseproof paper or cling film, and gently pound with a meat mallet or wooden rolling pin to flatten. Trim any rough edges if necessary.
- Put enough flour for dredging in a shallow bowl or plate. Season with salt and pepper, and the oregano. Dredge the escalopes in the seasoned flour, gently shaking off any excess. (If you like, you can omit this step, and simply season the veal without dredging in the flour.)
- Put the oil and a knob of butter in a heavy frying pan over a medium heat. When the butter has melted and is starting to foam (do not allow to burn), add the escalopes and fry for 2 minutes on each side. Remove to a plate, cover with foil and keep warm.
- Pour the Marsala into the pan and boil it down, deglazing the pan by scraping up any bits stuck to the pan using a wooden spoon. Add the cooked mushrooms and toss through.
- Put an escalope on each of two serving plates, pour over the mushroom sauce and serve immediately.

Veal chops & mushrooms

serves 4

ingredients

25g/1oz margarine or butter
4 lean loin veal chops
1 onion, chopped
450g/1lb mushroom caps
225g/8oz white onions
1 tablespoon plain flour
1 tablespoon tomato purée
175ml/6fl oz chicken stock
150ml/5fl oz dry white wine
50g/2oz chopped fresh chives
1 teaspoon chopped fresh tarragon
1 teaspoon chopped fresh basil
1 small bay leaf
1 tablespoon chopped fresh
flat-leaf parsley

- Preheat the oven to 170°C/325°F/Gas mark 3.
- Melt the margarine or butter in a large heavy frying pan. Add the veal chops and brown over a high heat. Transfer to a shallow casserole dish.
- In the same frying pan, sauté the onions. Add the remaining ingredients except the parsley. Cover the pan and cook for 5 minutes.
- Pour the mixture over the chops. Cover the casserole dish and bake in the oven for 1 hour. Sprinkle with the parsley before serving hot.

Pork with port & coffee sauce

serves 6

ingredients

- 1.8kg/4lb pork loin, boned
- 225ml/8fl oz strong espresso coffee
- 125ml/4fl oz single cream
- 75ml/3fl oz port
- 2 teaspoons granulated sugar
- 2 teaspoons cornflour

- Preheat oven to 180°C/350°F/Gas mark 4.
- Remove the rind from the pork and trim the fat to make a 1cm/½in layer. Roll and tie the meat with string. Put the meat in a roasting tin, and roast in the oven for 30 minutes.
- Combine the coffee, half the cream, half the port and the sugar, and pour over the pork. Continue roasting the pork for 1½ hours, basting it every 15 minutes with the coffee mixture.
- Remove the pork from the oven when cooked. Keep covered in a warm place while making the sauce. Skim off the fat from the pan juices, and transfer the juices to a small saucepan. Add 50ml/2fl oz water, the remaining cream and port, and the cornflour. Cook until thickened, then strain. Slice the pork thinly and drizzle with sauce. Serve immediately.

Ginger & honey-glazed gammon

serves 10

ingredients

4.5–6.8kg/10–15lb unsmoked
gammon on the bone
2 shallots, peeled and halved
6 cloves
3 bay leaves
2 celery sticks, cut into 5cm/2in
lengths
2 tablespoons English mustard
5cm/2in piece of fresh root ginger,
thinly sliced

For the glaze

225g/8oz dark muscovado sugar
2 tablespoons clear honey
125ml/4fl oz brandy

- Put the gammon in a heavy pan with the shallots, cloves, bay leaves, celery and enough cold water to cover. Bring to the boil, cover and simmer gently for about 5 hours. Skim off any scum using a slotted spoon. Lift the ham out of the pan, discard the vegetables and herbs, and allow the gammon cool.
- Preheat the oven to 200°C/400°F/Gas mark 6.
- Using a sharp knife, carefully cut away the gammon's thick skin to leave an even layer of fat. Score a diamond pattern in the fat. Put the gammon in a roasting tin, smother evenly with the mustard and tuck the ginger into the scored fat.
- To make the glaze, put the sugar, honey and brandy in a pan, and heat until the sugar has dissolved. Brush over the gammon.
- Cook the gammon in the oven for 30–40 minutes, basting every 10 minutes. Serve either hot or cold, cut into slices.

Chargrilled pork fillet with apple sauce

serves 4

ingredients

450g/1lb pork fillet, trimmed
150ml/5fl oz cider
1 tablespoon light muscovado sugar
1 teaspoon Dijon mustard
2 garlic cloves, crushed
2 sprigs of fresh rosemary sprigs,
bruised
2 tablespoons olive oil
finely grated zest and juice of
2 lemons
2 tablespoons golden sultanas
1 teaspoon chopped fresh
thyme leaves
2 dessert apples
salt and freshly ground black pepper

- Trim the pork fillets of any fat, and cut into 1cm/½in thick rounds before placing in a bowl. Mix together half of the the cider with the sugar, mustard, garlic, rosemary sprigs, oil, half of the lemon zest and 1 tablespoon of the lemon juice. Pour over the pork, and rub all over the meat. Cover and chill until needed.
- To make the sauce, put the remaining lemon zest in a small mixing bowl with 2 tablespoons lemon juice, the remaining cider, the sultanas and thyme leaves. Peel, core and finely dice the apples, one at a time, mixing them in as you go. Season with salt and pepper, and set aside.
- Preheat the grill until hot. Remove the meat from its marinade, and season with salt and pepper. Cook the meat under the grill for 3 minutes per side, removing as soon as it is just cooked through, so that it retains its tenderness. Serve with the apple sauce.

Pork tenderloin Diane

serves 4

ingredients

- 450g/1lb pork tenderloin, cut crossways into 8 pieces
- 2 teaspoons lemon pepper
- 25g/1oz butter
- 2 tablespoons freshly squeezed lemon juice
- 1 tablespoon Worcestershire sauce
- 1 teaspoon Dijon mustard
- 1 tablespoon chopped fresh parsley

- Press each tenderloin piece into a 2.5cm/1 in thick medallion, and sprinkle the surfaces with lemon pepper.
- Melt the butter in large heavy- frying pan over a medium heat. Add the medallions and cook for 3–4 minutes on each side. Remove from the pan and place on a serving platter. Cover to keep warm.
- Stir the lemon juice, Worcestershire sauce and mustard into the juices in the pan. Cook, stirring, until heated through. Pour the sauce over the medallions, and sprinkle with parsley. Serve immediately.

Aubergine with pork & prawns

serves 6

ingredients

4 large aubergines
150g/5oz minced pork
200g/7oz prawns, peeled and
deveined
3 shallots, chopped
1 tablespoon vegetable oil
4 garlic cloves, crushed
1 tablespoon malt vinegar
1 tablespoon Thai fish sauce
2 tablespoons canned cooked soya
beans, rinsed
1 teaspoon granulated sugar
salt and freshly ground black pepper

- Preheat the oven to 230°C/450°F/Gas mark 8. Cook the aubergines whole in the oven or barbecue them directly over a strong heat until the skins are burnt. Toss the aubergines into cold water, then peel and cut the flesh into large pieces. Put the pieces in a serving dish.
- Mix the pork and prawns together. Season with salt and pepper, and set aside.
- Sauté the shallots in the oil until browned. Remove the shallots and drain on kitchen paper. Use the oil remaining in the pan to sauté the garlic. When the garlic is soft and golden, add the pork and prawn mixture and sauté for a few minutes over a medium heat.
- Add the vinegar, fish sauce, soya beans and sugar, and mix in well. Cover and cook for a few minutes. Top the aubergine pieces with the pork and prawn mixture, and sprinkle with the sugar. Serve hot.

Baked cranberry pork chops

serves 4

ingredients

4 pork chops
1 teaspoon onion powder
300ml/10fl oz cranberry sauce
2 tablespoons soft brown sugar
1 teaspoon ground ginger
pinch of ground nutmeg
250g/9oz carrots, cut into strips
1 teaspoon cornflour
1 tablespoon chopped fresh
flat-leaf parsley

- Preheat the oven to 190°C/375°F/Gas mark 5.
- Sprinkle the chops with the onion powder on both sides, and set aside.
- In a medium saucepan, heat the cranberry sauce, brown sugar, ginger, nutmeg and 2 tablespoons water for about 2 minutes until the cranberry sauce is melted.
- Put the carrots in a large casserole dish, and arrange the pork chops over the carrots. Spoon the cranberry sauce mixture evenly over the pork chops. Cover and bake the oven for about 45 minutes until the pork is thoroughly cooked.
- Remove the chops to a serving plate and scatter the carrots over them.
- Pour the sauce remaining in the casserole into a medium saucepan.
- Combine the cornflour with 1 tablespoon water to make a paste. Stir into the saucepan and cook for about 2 minutes, stirring, until sauce is clear and thickened.
- Spoon over the pork chops and sprinkle with parsley. Serve immediately.

White pork with pak choi

serves 4

ingredients

- 100g/4oz boneless pork shoulder
- 1 tablespoon cornflour
- 450g/1lb pak choi
- 3 tablespoons groundnut oil
- ½ teaspoon minced garlic
- ½ teaspoon minced fresh root ginger
- ¼ teaspoon salt
- 50ml/2fl oz chicken stock
- ½ teaspoon granulated sugar
- 1 teaspoon dry sherry

- Slice the pork against the grain into thin strips about 5cm/2in x 1cm/½in. Combine the cornflour with 1½ tablespoons water to make a paste.
- Separate the outer fleshy stalks from the centre stalk of the pak choi and discard the centre stalk. Wash the outer stalks and diagonally slice into 8cm/3in pieces.
- Swirl the oil around in a very hot wok. When the oil begins to smoke, add the pork and stir-fry for about 1 minute until the meat is seared. Add the pak choi, garlic and ginger. Stir-fry until the green leaves are bright and shrivelled, stirring constantly.
- Add the salt, stock, sugar and sherry. When the liquid begins to boil, cover the wok and steam for 30 seconds or less on high heat, until the stalks are tender but still crisp.
- Remove the meat and vegetables using a slotted spoon and set aside. Stir the cornflour paste into the remaining cooking liquid to make a light sauce. Serve immediately.

Pork with Stilton

serves 4

ingredients

350g/12oz boneless pork steaks,

cut into 1cm/½in cubes

plain flour for coating

25g/1oz butter

1 tablespoon white wine vinegar

75ml/3fl oz red wine

75g/3oz Stilton cheese, crumbled

salt and freshly ground black pepper

- Season the flour with salt and pepper. Dredge the pork thoroughly in the seasoned flour. Heat the butter in a frying pan, and gently fry the pork until lightly browned and cooked through. Remove from the pan using a slotted spoon, and keep warm.
- Drain the fat from the pan and pour in the vinegar and wine. Stir, scraping up all the meat residues, and bring to the boil. Reduce the heat to very low, and stir in the Stilton until it has melted. Taste and season with salt and pepper.
- Spoon the sauce over the pork, then serve immediately.

Pork & brown bean sauce

serves 4–6

ingredients

50ml/2fl oz brown bean sauce

2 tablespoons hoisin sauce

175ml/6fl oz chicken stock

½ teaspoon granulated sugar

2 tablespoons groundnut oil

3 garlic cloves, finely chopped

6 spring onions, sliced, white and
green parts separated

650g/1lb 6oz minced pork

500g/1lb 2oz fresh noodles

- In a small bowl, combine the bean and hoisin sauces, stock and sugar, and mix until smooth.
- Heat a wok over a high heat, add the oil and swirl. Add the garlic and white part of the spring onions, and stir-fry for 15 seconds. Add the pork and stir-fry over a high heat for 3 minutes or until the meat has browned. Add the bean mixture, reduce the heat and simmer for 7–8 minutes.
- Meanwhile, cook the noodles in a large saucepan of boiling water for 4–5 minutes until tender. Drain and rinse, then serve with the pork.

Roast fillet of pork with peaches

serves 6

ingredients

¼ teaspoon ground coriander
¼ teaspoon ground cinnamon
¼ teaspoon freshly ground
black pepper
2 pork fillets
2 tablespoons vegetable oil
3 tablespoons clear honey
2 tablespoons water
3 peaches, halved and stoned
salt

- Preheat the oven to 220°C/425°F/Gas mark 7. Grease a medium roasting tin.
- In a small bowl, mix the coriander, cinnamon and pepper. Lay the pork in the roasting tin, and sprinkle the mixed spices over the top. Spoon the oil over. Bake the pork in the oven for 20 minutes.
- Meanwhile, put the honey and water in a small pan, and warm very gently, stirring, until the honey has dissolved.
- After the first 20 minutes' cooking time, put the peach halves, cut side up, around the pork. Pour the honey mixture over the pork and peaches, and season the pork with salt. Cook for a further 20 minutes, basting from time to time.
- Remove from the oven, and leave to rest for 5 minutes before serving the pork accompanied by the peaches and pan juices.

Italian pork escalopes

serves 4

ingredients

2 tablespoons olive oil
4 garlic cloves, finely sliced
small bunch of fresh sage leaves
4 pork escalopes, around
50g/2oz each
4 slices Parma ham
4 tablespoons grated Gruyère cheese
flour for dredging
150ml/5fl oz crème fraîche
50g/2oz spring onions, chopped
1 tablespoon white wine vinegar
salt and freshly ground black pepper

- Heat 1 tablespoon of the oil in a frying pan. Sauté the garlic and sage leaves until golden brown. Remove and drain on kitchen paper. Cool, reserving some for the garnish.
- Put each escalope between two pieces of cling film, and beat with a rolling pin until very thin.
- Put a slice of ham, 1 tablespoon of the Gruyère and some of the garlic and sage leaves on each escalope. Season with salt and pepper. Fold the pork in half and season again. Flatten the open edges with a knife to seal. Dust lightly with flour.
- Heat the remaining oil in a heavy frying pan over a medium heat. Cook the pork for 3–4 minutes each side.
- Mix the crème fraîche, spring onions and vinegar together.
- Serve the pork, garnished with the reserved garlic and sage, and a grinding of pepper, and accompanied by the crème fraîche mixture.

Sausage & bean casserole

serves 4

ingredients

- 8 pepperoni sausages
- 1 tablespoon olive oil
- 1 large onion, chopped
- 2 garlic cloves, chopped
- 1 green pepper, seeded and cut into strips
- 400g/14oz canned chopped plum tomatoes
- 2 tablespoons sun-dried tomato paste
- 400g/14oz canned cooked cannellini beans

- Prick the sausages all over with a fork. Cook under a preheated grill for 10–12 minutes, turning occasionally, until brown all over. Set aside and keep warm.
- Heat the oil in a large frying pan. Add the onion, garlic and green pepper, and sweat for 5 minutes, stirring occasionally, until softened.
- Add the tomatoes to the frying pan and leave the mixture to simmer for about 5 minutes, stirring occasionally, or until slightly thickened.
- Stir the sun-dried tomato paste, cannellini beans and reserved sausages into the mixture in the frying pan. Cook for 4–5 minutes until the mixture is piping hot. Add 4–5 tablespoons water if the mixture becomes too dry during cooking.
- Transfer the casserole to serving plates, and serve hot with mashed potato or rice.

Chinese spare ribs

serves 4

ingredients

150ml/5fl oz light soy sauce

2.5cm/1in piece of fresh root ginger,
grated

3 teaspoons five-spice powder

¼ teaspoon dried red chilli flakes

4 garlic cloves, crushed

125ml/4fl oz sunflower oil

1kg/2¼lb pork spare ribs, chopped
into 5cm/2in pieces

3½ tablespoons clear honey

- In a large bowl, mix together the soy sauce, ginger, five-spice powder, chilli flakes, garlic and 3½ tablespoons of the sunflower oil. Add the pork and toss to coat.
- Cover the top with cling film, and marinate in the refrigerator for 24 hours, shaking occasionally.
- Drain the pork through a colander into a saucepan. Put a heavy frying pan with the remaining sunflower oil over a medium heat. When very hot, add the ribs a few at a time and sear, transferring to the saucepan with the marinade when browned. Bring the contents of the saucepan to the boil, reduce the heat and cover with a lid. Simmer gently for 30–45 minutes until the meat is tender.
- Remove the lid and stir in the honey. Increase the heat and reduce the sauce, tossing and stirring until the water content has evaporated and the ribs are covered with a rich glaze. Serve warm.

Pork crumble

serves 4

ingredients

For the filling

- 1 green dessert apple, plus extra apple slices, to garnish
- 1 tablespoon freshly squeezed lemon juice
- 1 tablespoon vegetable oil
- 450g/1lb minced pork
- 1 onion, sliced
- 25g/1oz plain flour
- 150ml/5fl oz milk
- 150ml/5fl oz vegetable stock
- 50g/2oz broccoli florets
- 50g/2oz canned sweetcorn kernels, drained

For the topping

- 50g/2oz instant oatmeal
- 50g/2oz plain flour
- 15g/1½oz butter
- 25g/1oz Red Leicester cheese, grated

- Preheat the oven to 180°C/350°F/Gas mark 4.
- For the filling, peel, core and dice the apple, and toss in the lemon juice (do not cut the apple slices until ready to garnish).
- Heat the oil in a large pan and fry the pork for 5 minutes. Add the onion and continue to fry for a further 3 minutes. Stir in the flour and cook for 1 minute. Pour in the milk and stock and bring to the boil, stirring all the time. Add the broccoli, sweetcorn and diced apple. Spoon the mixture into four individual ovenproof dishes.
- For the topping, mix together the oatmeal and flour, then rub in the butter using your fingertips until the mixture resembles coarse crumbs.
- Spoon the topping onto the pork mixture, and press down using the back of a spoon. Scatter the cheese over the top, and place in the oven. Cook for 45 minutes. Garnish with slices of apple and serve at once.

Herbed pork cutlets

serves 4

ingredients

1 egg
75g/3oz dried breadcrumbs
50g/2oz fresh basil, chopped
2 tablespoons chopped
fresh oregano
1 tablespoon freshly grated
Parmesan cheese
1 teaspoon chopped fresh thyme
450g/1lb pork cutlets
2 tablespoons vegetable oil
salt and freshly ground black pepper

- In a shallow dish, lightly beat the egg. In a separate dish, stir together the breadcrumbs, basil, oregano, Parmesan, thyme, salt and pepper.
- Dip the pork into the egg to coat well, then press into the breadcrumb mixture, turning to coat all over.
- In a large frying pan, heat half the oil over a medium heat. Working in batches, cook the pork for 8–10 minutes until just a hint of pink remains inside, turning once during the cooking time and adding the remaining oil if necessary. Remove from the pan and divide among four serving plates. Serve hot with accompanying salad or vegetables.

Braised pork slices

serves 4

ingredients

700g/1½lb boned pork steaks
 3 tablespoons groundnut oil
 3 garlic cloves, minced
 1 teaspoon white wine vinegar
 2 tablespoons medium sherry
 175ml/6fl oz chicken stock
 1 tablespoon cornflour, mixed
 with 25ml/1fl oz water to form
 a paste
 900ml/1½pt vegetable oil for
 deep-frying

2 egg yolks, beaten with
 1 teaspoon water)
 150g/5oz fresh breadcrumbs

For the paste

2 tablespoons cooked
 long-grain rice
 ½ teaspoon granulated sugar
 1 teaspoon dried baker's yeast
 2 tablespoons light soy sauce
 2 tablespoons warm water

- To make the paste, use a mortar and pestle to pulverize the rice. Combine with the sugar, yeast, soy sauce and warm water, and leave to stand in a warm place for 30 minutes to activate the yeast.
- Slice the pork steaks across the grain into strips. Heat the groundnut oil in a wok until it begins to smoke. Add the pork strips and stir-fry until they lose their pinkness, repeating in batches until all the pork is browned. Add the garlic to the wok and stir briefly. Pour in the prepared paste, vinegar, sherry and stock, then bring to the boil and add all the pork slices. Reduce the heat, add the cornflour paste and stir well. Cover and simmer for 30 minutes. Remove the pork to a large platter, reserving the sauce in the wok, and leave the pork to cool.
- Heat the vegetable oil in a clean wok. Dip the pork pieces in the egg mixture, then in the breadcrumbs, to cover thoroughly. When the oil is hot, slip in a slice of pork as a test – it should lightly brown in about 1 minute. Deep-fry the pork in batches for 1½–2 minutes. Reheat the sauce, and pour over the pork. Serve immediately.

Pork with apples

serves 4

ingredients

500g/1lb 2oz lean pork fillet
2 teaspoons sunflower oil
150ml/5fl oz vegetable stock
150ml/5fl oz dry rosé wine
1 tablespoon chopped fresh thyme
1 tablespoon clear honey
2 green dessert apples, cored, sliced
and tossed in 1 tablespoon freshly
squeezed lemon juice
175g/6oz fresh blackberries
2 teaspoons cornflour
4 teaspoons lemon juice
salt and freshly ground black pepper

- Trim away any fat and silvery skin from the pork fillet, and cut into 1cm/½in thick slices.
- Heat the oil in a non-stick frying pan, add the pork slices and sauté for 4–5 minutes until browned all over. Using a slotted spoon, remove the pork and drain on kitchen paper. Reserve the pan juices.
- Pour the stock and wine into the pan with the juices, and add the thyme and honey. Mix well, bring to a simmer and add the pork and apples. Continue to simmer, uncovered, for 5 minutes.
- Add the blackberries, season with salt and pepper, and simmer for a further 5 minutes. Mix the cornflour with the lemon juice and add to the pan – stir until the sauce has thickened. Serve hot with boiled potatoes.

Loin of pork in wine sauce

serves 4

ingredients

- 1 tablespoon vegetable oil
- 1 garlic clove, crushed
- 5 black peppercorns, crushed
- 4 pork chops
- 50g/2oz plain flour
- 1 onion, finely chopped
- 50g/2oz red pepper, seeded and chopped
- 50ml/2fl oz beef stock
- 50ml/2fl oz dry white wine
- 1 tablespoon red wine vinegar

- Heat the oil in a frying pan, and add the garlic and peppercorns. Pat the pork dry with kitchen paper, and dredge in the flour. Sauté on both sides until golden brown. Remove from the pan and set aside.
- Add the onion and red pepper to the pan, and sauté until softened. Add the stock, wine and vinegar, and stir well.
- Return the pork to the pan, and simmer slowly, uncovered, for 30 minutes, turning halfway through. Serve hot with boiled rice.

Pork chow mein

serves 4

ingredients

- 250g/9oz egg noodles
- 4 tablespoons vegetable oil
- 2 tablespoons light soy sauce
- 250g/9oz pork fillet, cooked and sliced into thin shreds
- 100g/4oz French beans, topped and tailed
- 1 teaspoon salt
- ½ teaspoon sugar
- 1 tablespoon Chinese rice wine
- 2 spring onions, finely sliced
- ½ teaspoon sesame oil

- Cook the noodles in boiling water according to the packet instructions, then drain and rinse under cold water. Drain again, then toss with 1 tablespoon of the vegetable oil.
- Heat 1 tablespoon of the vegetable oil in a wok until hot. Add the noodles, and stir-fry for 2–3 minutes with 1 tablespoon of the soy sauce, then remove to a serving dish and keep warm.
- Heat the remaining oil, and stir-fry the pork and beans for 2 minutes. Add the salt, sugar, rice wine, remaining soy sauce and half the spring onions to the wok.
- Stir the mixture in the wok, adding a little water if necessary, then pour on top of the noodles and sprinkle with the sesame oil and the remaining spring onions. Serve hot.

Chilli-flavoured pork

serves 4

ingredients

2 tablespoons dried wood ear mushrooms	2 spring onions, finely chopped, with the white and green parts separated
250g/9oz pork fillet, thinly sliced	2 celery sticks, thinly sliced
1 teaspoon salt	½ teaspoon granulated sugar
1 teaspoon cornflour, mixed with 1½ teaspoons water to form a paste)	1 tablespoon light soy sauce
3 tablespoons vegetable oil	1 tablespoon chilli sauce
1 garlic clove, finely chopped	2 teaspoons rice vinegar
½ teaspoon finely chopped fresh root ginger	1 teaspoon rice wine
	a few drops of sesame oil

- Soak the wood ear mushrooms in warm water for about 20 minutes, then rinse in cold water until the water is clear. Drain well, then cut into thin shreds.
- Mix the pork in a bowl with a pinch of salt and about half the cornflour paste until well coated.
- Heat 1 tablespoon of the vegetable oil in a smoking-hot wok. Add the pork and stir-fry for about 1 minute until the colour changes, then remove with a slotted spoon and set aside until needed.
- Add the remaining oil to the wok and heat. Add the garlic, ginger, the white parts of the spring onions, the wood ears and celery, and stir-fry for 1 minute.
- Return the pork strips to the wok together with the remaining salt, sugar, soy sauce, chilli sauce, vinegar and wine. Blend well and continue stirring for another minute.
- Finally, add the green parts of the spring onions and blend in the remaining cornflour paste and sesame oil. Stir until the sauce has thickened. Transfer the chilli-flavoured pork to a warmed serving dish, and serve immediately.

Tangy pork fillet

serves 4

ingredients

400g/14oz lean pork fillet
3 tablespoons orange marmalade
grated zest and juice of 1 orange
1 tablespoon white wine vinegar
dash of Tabasco sauce
salt and freshly ground black pepper

For the sauce

1 tablespoon olive oil
1 small onion, chopped
1 small green pepper, seeded and
thinly sliced
1 tablespoon cornflour
150ml/5 fl oz orange juice

- Preheat a charcoal barbecue until hot. Lay a large piece of double-thickness foil in a shallow dish. Put the pork fillet in the centre of the foil, and season with salt and pepper.
- Heat the marmalade, orange zest and juice, vinegar and Tabasco in a small pan, stirring until the marmalade melts and the ingredients combine. Carefully pour the mixture over the pork, and wrap the meat in the foil, making sure that the parcel is well sealed so that the juices cannot run out.
- Place the parcel over the hot barbecue coals, and barbecue for about 25 minutes, turning the parcel occasionally.
- For the sauce, heat the oil and sweat the onion for 2–3 minutes until soft. Add the pepper and sauté for a further 3–4 minutes.
- Remove the pork from the foil and set on the barbecue rack. Pour the juices into the pan with the onion and green pepper.
- Barbecue the pork for a further 10–20 minutes, turning, until cooked through and golden on the outside.
- In a small bowl, mix the cornflour with a little of the orange juice to form a paste. Add to the sauce with the remaining orange juice, and cook, stirring, until the sauce thickens. Slice the pork, spoon the sauce over, and serve with rice and a green salad.

Pork stroganoff

serves 4

ingredients

350g/12oz lean pork fillet
1 tablespoon vegetable oil
1 onion, chopped
2 garlic cloves, crushed
25g/1oz plain flour
2 tablespoons tomato purée
400ml/14fl oz chicken stock
100g/4oz button mushrooms, sliced
1 large green pepper, seeded
and diced
½ teaspoon ground nutmeg
4 tablespoons low-fat Greek-style
yogurt
salt and freshly ground black pepper

- Trim away any excess fat and silver skin from the pork, then cut the meat into slices 1cm/½in thick.
- Heat the oil in a large saucepan, and gently sauté the pork, onion and garlic for 4–5 minutes until lightly browned.
- Stir in the flour and tomato purée, pour in the stock and stir to mix thoroughly. Add the mushrooms, green pepper and nutmeg. Season with salt and pepper. Bring to the boil, cover and simmer for 20 minutes until the pork is tender and cooked through.
- Remove the pan from the heat and stir in the yogurt. Serve the pork and sauce immediately, on a bed of boiled rice.

Pork steaks with gremolata

serves 4

ingredients

2 tablespoons olive oil
4 lean pork shoulder steaks, about
175g/6oz each
1 onion, chopped
2 garlic cloves, crushed
2 tablespoons tomato purée
400g/14oz canned chopped plum
tomatoes
150ml/5fl oz dry white wine
1 bouquet garni

3 anchovy fillets in oil, drained
and chopped
salt and freshly ground
black pepper

For the gremolata

3 tablespoons chopped fresh
flat-leaf parsley
grated zest of ½ lemon
grated zest of 1 lime
1 garlic clove, chopped

- Heat the oil in a large flameproof casserole dish, add the pork steaks and brown on both sides. Remove the pork from the dish and set aside.
- Add the onion to the dish, and sweat for a few minutes until soft and beginning to colour. Add the garlic and sweat for 1–2 minutes, then stir in the tomato purée, tomatoes and wine. Add the bouquet garni. Bring to the boil, then boil rapidly for a further 3–4 minutes to reduce the sauce and thicken slightly.
- Return the pork to the casserole dish, then cover and cook for about 30 minutes. Stir in the anchovies. Cover the casserole and cook for a further 15 minutes or until the pork is tender.
- To make the gremolata, mix together the parsley, lemon and lime zests and garlic.
- When ready, remove the pork steaks and discard the bouquet garni. Reduce the sauce over a high heat if necessary to thicken. Taste and adjust the seasoning if required.
- Return the pork to the casserole dish, then sprinkle with the gremolata. Cover and cook for a further 5 minutes, then serve hot.

Lamb with cashew nut curry

serves 4

ingredients

½ teaspoon saffron threads	<i>For the masala</i>
50ml/2fl oz boiling water	50g/2oz unsalted cashew nuts
75g/3oz ghee or butter	3 dried red chillies
150g/5oz onion, chopped	2.5cm/1in piece of fresh root ginger
2 teaspoons salt	5cm/2in cinnamon stick
125ml/4fl oz Greek-style yogurt	¼ teaspoon cardamom seeds
700g/1½lb lamb, cubed	3 cloves
2 tablespoons finely chopped fresh coriander	2 garlic cloves
1 tablespoon freshly squeezed lemon juice	2 tablespoons poppy seeds
	1 tablespoon coriander seeds
	1 teaspoon cumin seeds

- To make the masala, put the cashew nuts, chillies, ginger and 225ml/8fl oz cold water in a blender or food processor. Whiz at high speed for 1 minute. Add the cinnamon, cardamom, cloves, garlic, poppy seeds, coriander seeds and cumin. Blend again until the mixture is completely pulverized. Set the masala aside.
- Put the saffron in a small bowl, add the boiling water and leave to soak for at least 10 minutes.
- In a heavy frying pan, heat the ghee or butter over a medium heat. Add the onion and, stirring constantly, sauté for 8 minutes until soft and golden brown.
- Stir in the salt and the masala, then add the yogurt. Cook over a medium heat, stirring occasionally, until the ghee lightly films the surface.
- Add the lamb, turning it about with a spoon to coat the pieces evenly. Stir the saffron and its soaking liquid into the pan. Reduce the heat to low, cover tightly and cook for 20 minutes, turning the lamb from time to time. Scatter half the coriander over the lamb and continue cooking, tightly covered, for a further 10 minutes or until the lamb is tender.
- To serve, transfer the entire contents of the pan to a warmed serving dish, and sprinkle the top with the lemon juice and the remaining coriander. Serve hot with boiled basmati rice.

Lamb with mint sauce

serves 4

ingredients

8 lamb noisettes, 2.5cm/1 in thick
2 tablespoons vegetable oil
50ml/2fl oz white wine
salt and freshly ground black pepper

For the mint sauce

2 teaspoons granulated sugar
1 bunch of fresh mint leaves, finely
chopped
2 tablespoons white wine vinegar

- To make the mint sauce, stir 2 tablespoon boiling water and the sugar together until the sugar has dissolved, then add the mint and vinegar. Season with salt and pepper. Leave to stand for 30 minutes to allow the flavours to mingle.
- Season the lamb with pepper. Heat the oil in a large frying pan, then sauté the lamb, in batches if necessary, for about 3 minutes on each side for pink meat.
- Transfer the lamb to a warmed serving plate, and season with salt, then cover and keep warm. Transfer the mint sauce to a jug or sauceboat.
- Pour the wine into the cooking juices, and stir with a wooden spoon to dislodge the sediment and any other bits from the bottom of the pan. Bring to the boil and let the juices bubble for a couple of minutes, then pour the sauce over the lamb.
- Serve the lamb noisettes and mint sauce at once, accompanied by roasted new potatoes and carrots.

Cajun lamb with rice

serves 2

ingredients

900g/2lb boneless lamb
sirloin roast
2 tablespoons vegetable oil
1 small onion, chopped
1 red pepper, seeded and diced
1 green pepper, seeded and diced
450g/1lb tomatoes, sliced
350ml/12fl oz chicken stock
½ teaspoon basil
½ teaspoon grated lemon zest
½ teaspoon chilli powder
225g/8oz long-grain rice

For the spice mix

1 teaspoon salt
½ teaspoon cayenne pepper
¼ teaspoon freshly ground
black pepper
¼ teaspoon paprika
⅛ teaspoon garlic powder

- Preheat the oven to 180°C/350°F/Gas mark 4.
- Trim the lamb of any excess fat. Combine the spice mix ingredients, and rub over the lamb. Leave to stand for 15 minutes.
- Heat the oil in a frying pan, and sear the lamb on all sides until browned. Remove the lamb to a roasting tin, and roast in the oven for 35–40 minutes.
- Add the onion and peppers to the frying pan, and sauté until soft. Add the tomatoes, stock, basil, lemon zest and chilli powder. Bring to a boil and add the rice. Reduce the heat and simmer until the liquid has been absorbed. Serve hot with the lamb.

Indian spicy lamb

serves 4

ingredients

2 teaspoons ground turmeric

500g/1lb 2oz lamb, cut into small pieces

100ml/3½fl oz vegetable oil

2 onions, finely sliced

3 garlic cloves, mashed

1 green chilli

½ teaspoon ground coriander

10 curry leaves

2.5cm/1in piece of fresh root ginger, finely chopped

½ teaspoon ground black pepper

½ teaspoon garam masala

100g/4oz desiccated coconut

salt

- Put 450ml/1¾pt water in a large heavy saucepan, add ½ teaspoon of the turmeric and 1 teaspoon salt, and bring to the boil. Add the lamb pieces and simmer, uncovered, for 15 minutes until the lamb is well cooked and the water has almost evaporated.
- Remove the pan from the heat and set aside.
- Heat the oil in a large frying pan. Add the onions and sauté until golden and caramelized. Add the garlic, chilli, coriander and remaining turmeric. Mix well, then add the curry leaves and ginger. Cook, stirring, for 2 minutes.
- Drain any excess water from the lamb, and stir the meat into the onion mixture. Add the ground pepper and garam masala, and stir-fry for 5 minutes or until the mixture becomes quite dry.
- Add the coconut and season with salt. Give the dish a final stir, then serve immediately.

Herb-scented lamb with balsamic dressing

serves 6

ingredients

50g/2oz fresh thyme sprigs, plus
1 tablespoon extra chopped
thyme leaves
50g/2oz fresh rosemary sprigs
850g/1¾lb lamb fillets, trimmed
6 garlic cloves
150ml/5fl oz olive oil
150g/5oz spring onions,
thinly sliced
225g/8oz cherry tomatoes
3 tablespoons balsamic vinegar
300ml/10fl oz lamb stock

- Preheat the oven to 200°C/400°F/Gas mark 6.
- Put 2 or 3 sprigs of the thyme and rosemary on a board, put one lamb fillet over them, season with pepper, then top with a further 2 or 3 herb sprigs. Tie the herbs and lamb into a bundle with string, secured at about 5cm/2in intervals. Repeat the process with the remaining lamb and herbs.
- Put the lamb in a roasting tin with the garlic cloves, and drizzle with 4 tablespoons of the oil. Roast in the oven for 25–30 minutes.
- Remove the lamb from the roasting tin, and put to one side in a warm place, covered with foil. Put the pan juices and garlic cloves into a bowl to one side. Heat the remaining oil in the roasting tin, then add the reserved garlic cloves, the spring onions and the tomatoes. Sauté gently for 5 minutes, lift out and put to one side. Pour the vinegar into the tin, and bubble to reduce by half. Add the stock and reserved pan juices, bring to the boil and bubble for 5–10 minutes. Add the chopped thyme and return the garlic, spring onions and tomatoes to the tin.
- Remove the string from the meat, and cut the lamb into thick slices. Serve with the hot dressing spooned over.

Crown roast of lamb

serves 6

ingredients

½ onion, chopped
1 garlic clove, chopped
25g/1oz butter
finely grated zest of ½ lemon
3 fresh sage leaves, finely chopped
175g/6oz cooked skinned chestnuts,
crumbled
1 tablespoon freshly squeezed
lemon juice
50g/2oz fresh white breadcrumbs
1 tablespoon chopped fresh
flat-leaf parsley
1 egg, lightly beaten
1 prepared crown of lamb
salt and freshly ground black pepper

- Preheat the oven to 180°C/350°F/Gas mark 4.
- To make the stuffing, sweat the onion and garlic gently in the butter until tender but without browning. Mix with all the remaining ingredients except the lamb, adding just enough of the egg to bind. Fill the centre of the crown with the stuffing, then cover the stuffing with a piece of foil.
- Roast the crown for about 1 hour, removing the foil after 40 minutes. Baste the joint from time to time as it cooks, then allow to rest for 10 minutes before serving.

Lamb & mint stir-fry

serves 4

ingredients

- 2 tablespoons vegetable oil
- 850g/1¾lb lamb loin fillets, thinly sliced across the grain
- 2 garlic cloves, finely chopped
- 1 red onion, cut into wedges
- 1 fresh red chilli, seeded and finely chopped
- 15g/½oz fresh mint, chopped

For the sauce

- 50ml/2fl oz freshly squeezed lime juice
- 2 tablespoons sweet chilli sauce
- 2 tablespoons Thai fish sauce

- To make the sauce, combine the lime juice and chilli and fish sauces in a small bowl.
- Heat a wok over a high heat, add 1 tablespoon of the oil and swirl it around to coat the side of the wok. Add the lamb in batches, stir-frying each batch for 2 minutes or until browned. Remove from the wok.
- Heat the remaining oil in the wok, add the garlic and onion, and stir-fry for 1 minute, then add the chilli and cook for 30 seconds. Return the lamb to the wok, pour in the sauce and cook for 2 minutes over a high heat. Stir in the mint, then serve immediately.

Turkish lamb stew

serves 4

ingredients

2 tablespoons olive oil
400g/14oz lamb fillet, cubed
1 red onion, sliced
1 garlic clove, crushed
1 large potato, cubed
400g/14oz canned chopped plum tomatoes
1 red pepper, seeded and sliced
200g/7oz canned cooked chickpeas
1 aubergine, cut into chunks
200ml/7fl oz lamb stock
1 tablespoon red wine vinegar
1 teaspoon chopped fresh thyme
1 teaspoon chopped fresh oregano
1 teaspoon chopped fresh rosemary
8 black olives, pitted and halved
salt and freshly ground black pepper

- Preheat the oven to 170°C/325°F/Gas mark 3.
- Heat half of the oil in a flameproof casserole dish, and brown the lamb over a high heat. Reduce the heat and add the remaining oil, the onion and the garlic, then sweat until soft.
- Add the potato, tomatoes, pepper, chickpeas, aubergine, stock, vinegar and chopped herbs to the pan. Season with salt and pepper, stir and bring to the boil.
- Cover, put in the oven and cook for 1–1½ hours until tender.
- About 15 minutes before the end of cooking time, add the olives to the stew. Serve hot.

Roast rack of lamb

serves 2

ingredients

25g/1oz stale fine breadcrumbs
25g/1oz butter, melted
2 tablespoons chopped fresh herbs
such as parsley, chives and thyme
1 garlic clove, crushed
1 prepared rack of lamb
vegetable oil for greasing
salt and freshly ground black pepper

- Preheat the oven to 230°C/450°F/Gas mark 8.
- In a bowl, mix the breadcrumbs with the butter, herbs and garlic. Season with salt and pepper. Using your hands, keep turning the mixture over until the crumbs have soaked up all the butter evenly.
- Lay the lamb, fat side upward, in a lightly oiled roasting tin. Pat the crumb mixture firmly and thickly on the fat side.
- Roast the rack for 20–30 minutes, depending on how well cooked you like your lamb. Let the meat rest for 5 minutes before serving.

Moussaka

serves 6

ingredients

salt and ground black pepper	450g/1lb tomatoes, chopped
3 large aubergines, sliced lengthways	1 teaspoon sugar
olive oil for brushing	1½ teaspoons ground cinnamon
50g/2oz Parmesan cheese, grated	1 tablespoon chopped fresh oregano
½ teaspoon ground cinnamon	3 tablespoons chopped fresh flat-leaf parsley

For the meat sauce

1 large onion, chopped
2 garlic cloves, chopped
3 tablespoons olive oil
450g/1lb minced lamb
1 glass of dry white wine
2 tablespoons tomato purée

For the white sauce

50g/2oz butter
50g/2oz flour
600ml/1pt milk
50g/2oz Parmesan cheese, grated
1 egg plus 1 egg yolk

- Preheat the oven to 190°C/375°F/Gas mark 5. Sprinkle the slices of aubergine with salt, and leave for at least 30 minutes.
- To make the meat sauce, sweat the onion and garlic gently in the olive oil in a large frying pan until soft but not coloured. Add the lamb and stir until it loses its raw look. Add all the remaining meat sauce ingredients except the parsley, and season with salt and pepper. Simmer for 20–30 minutes until thick. Stir in the parsley.
- To make the white sauce, melt the butter and stir in the flour. Cook, stirring, for about 1 minute. Remove from the heat. Gradually stir in the milk. Return to a gentle heat. Simmer for 10–15 minutes, stirring, until the sauce is fairly thick. Remove from the heat, stir in the Parmesan and season with salt and pepper. Just before using, beat in the egg and yolk.
- Rinse the aubergine slices and pat dry with kitchen paper. Lay them on oiled baking sheets. Brush generously with olive oil, and bake in the oven for about 20 minutes until tender and patched with brown. Reduce the oven temperature to 180°C/350°F/Gas mark 4.
- Lightly brush a rectangular baking dish with oil. Lay half the aubergine slices on the bottom, overlapping if necessary, then spread half the meat sauce on top. Repeat the layers, and spoon the white sauce over the top, covering the meat completely. Sprinkle with the Parmesan and cinnamon. Bake for 50–60 minutes until browned. Rest for 5 minutes before serving.

Basil-stuffed lamb roast

serves 10–12

ingredients

For the roast

2.7kg/6lb leg of lamb, boned and
butterflied (you can ask your
butcher to do this)
1 teaspoon crushed dried
rosemary

2 garlic cloves, minced
2 eggs, beaten
50g/2oz fresh flat-leaf parsley,
snipped
3 tablespoons snipped fresh basil
¼ teaspoon crushed dried
marjoram
¼ teaspoon ground black pepper
1.4kg/3lb plain croûtons
4 tablespoons freshly grated
Parmesan cheese

For the stuffing

50ml/2fl oz olive oil
175g/6oz onion, chopped
75g/3oz celery, chopped

- Preheat the oven to 170°C/325°F/Gas mark 3.
- To make the stuffing, heat the oil in a pan and sweat the onion, celery and garlic until soft but not browned.
- In a medium bowl, stir together the eggs, parsley, basil, marjoram and pepper. Add the onion mixture, and stir in the croûtons and Parmesan. Drizzle with 125ml/4fl oz water to moisten, tossing lightly. Set aside.
- Pound the meat to an even thickness and sprinkle with the rosemary. Spread the stuffing over the lamb, then roll up and tie the meat securely. Put the roast, seam side down, on a rack in a shallow roasting pan.
- Roast for 1½–2 hours. Leave to rest for 15 minutes before carving.

Persian lamb

serves 4–6

ingredients

2 tablespoons chopped fresh mint
225ml/8fl oz Greek-style yogurt
2 garlic cloves, crushed
¼ teaspoon ground black pepper
6 lean lamb chops
2 tablespoons freshly squeezed
lemon juice

For the tabbouleh

250g/9oz couscous
500ml/18fl oz boiling water
2 tablespoons olive oil
2 tablespoons freshly squeezed
lemon juice
½ onion, finely chopped
4 tomatoes, chopped
25g/1oz fresh coriander, chopped
2 tablespoons chopped fresh mint
salt and freshly ground black pepper

- To make the marinade, combine the mint, yogurt, garlic and pepper.
- Put the chops into a non-porous dish, and rub all over with the lemon juice. Pour the marinade over the chops, cover and marinate in the refrigerator for 2–3 hours.
- To make the tabbouleh, put the couscous in a heatproof bowl and pour the boiling water over it. Leave for 5 minutes. Drain and put into a sieve. Steam over a pan of barely simmering water for 8 minutes. Toss in the oil and lemon juice. Add the onion, tomatoes and herbs. Season with salt and pepper, and set aside.
- Cook the lamb over a medium-hot barbecue for 15 minutes, turning once. Serve with the tabbouleh.

Kleftiko

serves 4

ingredients

4 lamb shanks
5 tablespoons olive oil
450g/1lb onions, thinly sliced
4 garlic cloves, crushed and
chopped
300ml/10fl oz dry white wine
450g/1lb canned chopped
plum tomatoes
1 bay leaf
1 teaspoon dried oregano
salt and freshly ground black pepper

- Rub the lamb shanks with salt and pepper, then brown them all over in a frying pan in 3 tablespoons of the olive oil. Put into a casserole dish with a tight-fitting lid.
- Add some more of the olive oil to the frying pan and, over a low heat, sweat the onions until soft and translucent. Add the garlic and sauté for 2 minutes. Transfer to the casserole dish, distributing around the shanks.
- Over a high heat, deglaze the pan with the wine, stirring and scraping up any bits using a wooden spoon, then pour the liquid over the lamb. Add the tomatoes with their liquid, the bay leaf and oregano.
- Bring to the boil, put on the lid and reduce the heat to a simmer. After 1½ hours, test to see whether the meat is done. If not, continue cooking until it is tender.
- Remove the shanks and keep warm on serving plates. Discard the bay leaf, and transfer the tomato and onion mixture to a blender or food processor. Whiz briefly and pass through a sieve. Spoon the sauce around the shanks and serve immediately.

Lamb & tomato koftas

serves 4

ingredients

225g/8oz finely minced lean lamb
1½ onions
2 garlic cloves, crushed
1 dried red chilli, finely chopped
2 teaspoons garam masala
2 tablespoons chopped fresh
mint leaves
2 teaspoons freshly squeezed
lemon juice

2 tablespoons vegetable oil
4 small tomatoes, quartered
salt

For the dressing

150ml/5fl oz low-fat Greek-style
yogurt
5cm/2in piece of cucumber, grated
2 tablespoons fresh mint
½ teaspoon cumin seeds, toasted

- If using bamboo or wooden skewers, soak in water for at least 30 minutes to prevent them burning.
- Put the lamb in a bowl. Finely chop 1 onion, and add to the bowl with the garlic and chilli. Stir in the garam masala, mint and lemon juice, and season well with salt. Mix well.
- Divide the mixture in half, then divide each half into 10 equal portions. Form each portion into a small ball – you will have 20 meatballs, or koftas, in all. Roll the koftas in half of the oil to coat. Quarter the remaining onion half, and separate into layers.
- Preheat the grill until hot. Alternately thread 5 of the koftas, 4 tomato quarters and some of the onion layers onto each of four skewers.
- Brush the vegetables with the remaining oil, and cook the koftas under a hot grill for about 10 minutes, turning frequently, until they are browned all over.
- Meanwhile, prepare the dressing. In a small bowl, mix together the yogurt, cucumber, mint and cumin seeds.
- Serve the koftas hot with the yogurt dressing.

French braised lamb

serves 6

ingredients

1/2 small leg of lamb, about
900g/2lb, trimmed of all fat
1 large onion, cut into thick wedges
2 garlic cloves, crushed
1 teaspoon dried mixed herbs
600ml/1pt lamb stock
4 tablespoons red wine
3 large leeks, cut into chunks
2 turnips, cut into chunks
450g/1lb carrots, cut into chunks
450g/1lb small potatoes
salt and freshly ground black pepper

- Preheat the oven to 180°C/350°F/Gas mark 4.
- Put the lamb in a flameproof casserole dish with the onion, garlic, herbs, stock and wine. Season with salt and pepper. Bring to the boil, cover and transfer to the oven. Cook for 1½ hours.
- Add the remaining vegetables and return to the oven for a further 45 minutes or until the meat is falling off the bone and the vegetables are tender.
- Lift out the lamb. Remove the meat from the bone and cut into neat pieces, discarding the bone and any remaining fat. Skim off any fat from the surface of the casserole. Spoon everything into six warmed serving bowls and serve immediately.

Lamb with mushroom sauce

serves 4

ingredients

- 2 tablespoons vegetable oil
- 350g/12oz lean boneless lamb fillets, cut into thin strips
- 3 garlic cloves, crushed
- 1 leek, sliced
- 175g/6oz mushrooms, sliced
- ½ teaspoon sesame oil

For the sauce

- 1 teaspoon cornflour
- 4 tablespoon light soy sauce
- 3 tablespoons Chinese rice wine
- ½ teaspoon chilli sauce

- To make the sauce, mix together all the sauce ingredients, add 3 tablespoons water and mix again. Set aside.
- Heat a wok or heavy frying pan over a high heat. Add the vegetable oil and, when hot, add the lamb, garlic and leek. Stir-fry for 2–3 minutes.
- Add the mushrooms to the wok or pan, and stir-fry for 1 minute.
- Stir in the sauce, and cook for 2–3 minutes until the lamb is cooked through and tender.
- Sprinkle the sesame oil over the top, and transfer the contents of the work or pan to a warmed serving dish. Serve immediately.

Lamb & anchovies with thyme

serves 4

ingredients

- 1 teaspoon olive oil
- 15g/½oz butter
- 600g/1lb 5oz lamb shoulder or leg,
cut into 2.5cm/1in chunks
- 4 garlic cloves, peeled but left whole
- 3 sprigs of fresh thyme, stalks
removed
- 6 anchovy fillets in oil, drained
- 150ml/5fl oz red wine
- 150ml/5fl oz vegetable stock
- 1 teaspoon granulated sugar
- 50g/2oz black olives, pitted
and halved
- 2 tablespoons chopped fresh
flat-leaf parsley, to garnish

- Heat the oil and butter in a large frying pan. Add the lamb and sauté for 4–5 minutes, stirring, until the meat is browned all over.
- Using a mortar and pestle, grind together the garlic, thyme and anchovies to make a smooth paste.
- Add the wine and stock to the frying pan. Stir in the anchovy paste and the sugar. Bring the mixture to the boil, reduce the heat, cover and leave to simmer for 30–40 minutes until the lamb is tender. For the last 10 minutes of the cooking time, remove the lid in order to allow the sauce to reduce slightly.
- Stir the olives into the sauce and mix through. Transfer the lamb and its sauce to a serving bowl, garnish with parsley and serve hot.

Stir-fried lamb with orange

serves 4

ingredients

450g/1lb minced lamb
2 garlic cloves, crushed
1 teaspoon cumin seeds
1 teaspoon ground coriander
1 red onion, sliced
finely grated zest and juice of
1 orange
2 tablespoons light soy sauce
1 orange, peeled and segmented
salt and freshly ground black pepper

- Heat a wok or large heavy frying pan, without adding any oil. Add the lamb to the wok, and dry-fry for 5 minutes until evenly browned. Drain away any excess fat from the wok.
- Add the garlic, cumin, coriander and onion to the wok or pan, and stir-fry for a further 5 minutes.
- Stir in the orange zest and juice and the soy sauce, mixing thoroughly. Cover, reduce the heat and leave to simmer, stirring occasionally, for 15 minutes. Remove the lid, increase the heat and add the orange segments. Stir to mix. Season with salt and pepper, and heat through for a further 2–3 minutes.
- Transfer the stir-fry to warmed serving plates, and serve immediately.

Liver, bacon & onions

serves 4

ingredients

900g/2lb liver, cubed
450ml/¾pt milk
225g/8oz bacon, cubed
2 large onions, chopped
2 tablespoons vegetable oil
200g/7oz plain flour
2 tablespoons cornflour
pinch of dried basil
pinch of dried thyme
salt and freshly ground black pepper

- Soak the liver in the milk and leave in the refrigerator for 24 hours.
- Heat the oil in a heavy frying pan. Fry the bacon and onions, and set aside. Dredge the liver in the flour and season with salt and pepper.
- Add the liver to the frying pan, and fry until slightly pink in the middle. Remove and set aside.
- Mix the cornflour and 3 tablespoons water, and pour into the frying pan while off the heat, adding the basil and thyme. Add the liver, bacon and onions to the gravy, and simmer for 15 minutes. Serve immediately.

Peppered liver

serves 4

ingredients

- 1 tablespoon plain flour
- 2 tablespoons crushed black peppercorns
- 225g/8oz lambs' liver, very thinly sliced
- 25g/1oz low-fat spread
- 1 tablespoon freshly squeezed lemon juice
- 1 small onion, grated
- 2 tablespoons chopped fresh flat-leaf parsley
- 3 tablespoons Worcestershire sauce

- Mix the flour with the peppercorns, and use to coat the liver.
- Melt the low-fat spread in a large frying pan, and fry the liver on one side until golden underneath. Turn over and cook until the pink juices rise to the surface.
- Remove from the pan, and transfer to warmed serving plates.
- Add the remaining ingredients to the juices in the pan, and cook, stirring, for 1 minute, scraping up any residue in the pan. Spoon over the liver, and serve immediately.

Thai-style rabbit

serves 4

ingredients

300ml/10fl oz dry white wine
 350g/12oz onion, diced
 4 garlic cloves, chopped
 3 tablespoons sesame oil
 3 tablespoons Thai fish sauce
 2 x 2.5cm/1in pieces of
 galangal, grated
 2 fresh red chillies, seeded and
 thinly sliced
 1 rabbit, head removed, jointed and
 cut into three
 50ml/2fl oz sunflower oil
 2 celery sticks, thinly sliced
 300ml/10fl oz chicken stock
 salt and freshly ground black pepper
 1 lemon grass stalk
 2 kaffir lime leaves

- In a large bowl, mix the wine, two-thirds of the onion, half of the garlic, the sesame oil, the fish sauce, half of the galangal and the chillies. Put in the rabbit pieces and turn to coat in the marinade. Cover in cling film and marinate in the refrigerator overnight.
- Just before cooking, sear the rabbit pieces in 1 tablespoon of the sunflower oil in a heavy frying pan, and transfer to a plate. They should still be raw in the middle.
- Add the remaining oil to the pan, and fry the remaining onion and garlic and the celery until softened, then add the remaining galangal and stir before returning the rabbit to the pan.
- Add the stock with any remaining marinade, and season with salt and pepper. Add the lemon grass and lime leaves. Cover the pan and simmer for 10–15 minutes.
- Check that the rabbit is done. Discard the lemon grass, and serve the rabbit immediately.

Rabbit with parsley sauce

serves 4

ingredients

100ml/3½fl oz light soy sauce
5 drops of Tabasco sauce
½ teaspoon ground white pepper
1 tablespoon sweet smoked paprika
1 teaspoon dried basil
1.4kg/3lb rabbit, cut into pieces
3 tablespoons olive oil
75g/3oz plain flour
1 large onion, finely sliced
250ml/9fl oz dry white wine
250ml/9fl oz chicken stock
2 garlic cloves, finely chopped
4 tablespoons chopped fresh
flat-leaf parsley
2 teaspoons salt

- Combine the soy sauce, Tabasco, white pepper, paprika and basil in a medium bowl. Add the rabbit pieces and turn them over in the mixture so that they are coated thoroughly. Leave to marinate in the refrigerator for at least 1 hour.
- Preheat the oven to 180°C/350°F/Gas mark 4.
- Heat the oil in a flameproof casserole dish. Coat the rabbit pieces lightly in the flour, shaking off the excess. Brown the rabbit pieces in the hot oil for 5–6 minutes, turning them frequently. Remove with a slotted spoon and set aside on a plate or dish.
- Add the onion to the casserole dish, and cook over a low heat for 8–10 minutes until softened. Increase the heat, add the wine and stir well to mix in all the cooking juices.
- Return the rabbit and any juices to the casserole dish. Add the stock, garlic, parsley and salt. Mix well and turn the rabbit to coat with the sauce. Cover and transfer to the oven. Cook for about 1 hour until the rabbit is tender, stirring occasionally. Serve hot with mashed potatoes or boiled rice.

Sweet & sour venison

serves 4

ingredients

1 tablespoon vegetable oil	100g/4oz baby sweetcorn
350g/12oz venison steak, cut into thin strips	3 tablespoons light soy sauce, plus extra for serving
1 garlic clove, crushed	1 tablespoon white wine vinegar
2.5cm/1in piece of fresh root ginger, finely chopped	2 tablespoons dry sherry
1 bunch of spring onions, trimmed and cut into 2.5cm/1in pieces	2 teaspoons clear honey
1 red pepper, halved, seeded and cut into 2.5cm/1in pieces	225g/8oz canned pineapple pieces in natural juice, drained
100g/4oz mangetout, topped and tailed	25g/1oz beansprouts

- Heat the oil in a large frying pan or wok until hot, and stir-fry the venison, garlic and ginger for 5 minutes.
- Add the spring onion, red pepper, mangetout and baby sweetcorn to the pan, then add the 3 tablespoons soy sauce and the vinegar, sherry and honey. Stir-fry for a further 5 minutes, keeping the heat high.
- Carefully stir in the pineapple and beansprouts, and cook for a further 1–2 minutes to heat through. Serve hot.

Venison with plums

serves 4

ingredients

2 tablespoons olive oil
500g/1lb 2oz venison fillet, cut into
1cm/½in strips
4 plums, halved, stoned and sliced
1 teaspoon chopped fresh sage
6 spring onions, cut into 2.5cm/1in
lengths
1 tablespoon cornflour
2 tablespoons freshly squeezed
orange juice
150ml/5fl oz chicken stock
4 tablespoons port
1 tablespoon redcurrant jelly
1 tablespoon brandy
salt and freshly ground black pepper

- Heat the oil in a heavy frying pan, and sauté the venison over a high heat for about 2 minutes until browned. Remove from the pan with a slotted spoon and set on a plate.
- Add the plums, sage and spring onions to the pan, and cook for 2 minutes, stirring occasionally.
- Mix the cornflour with the orange juice, and add to the pan. Add the stock, port and redcurrant jelly, and heat, stirring, until thickened.
- Return the venison to the pan, season with salt and pepper, and pour in the brandy. Heat through and serve immediately.

Mixed game pie

serves 4

ingredients

450g/1lb mixed game meat, off the bone
 1 small onion, halved
 2 bay leaves
 2 carrots, halved
 4 black peppercorns
 1 tablespoon vegetable oil
 75g/3oz rindless streaky bacon, chopped
 1 tablespoon plain flour
 2 tablespoons sweet sherry
 2 teaspoons ground ginger
 grated zest and juice of $\frac{1}{2}$ orange
 350g/12oz ready-made puff pastry
 beaten egg or milk, to glaze
 salt and freshly ground black pepper

- Put the game meat in a deep pan with half an onion, the bay leaves, carrots and black peppercorns. Cover with water and bring to the boil. Simmer until the liquid is reduced to about 300ml/10fl oz, then strain the stock and keep to one side.
- Cut the game meat into bite-size pieces. Chop the remaining onion half. Heat the oil in a frying pan, sauté the onion until softened. Add the bacon and game meat, and sauté quickly to seal. Sprinkle on the flour and stir until beginning to brown. Gradually add the reserved stock, stirring as it thickens, then add the sherry, ginger, orange zest and juice. Season with salt and pepper. Simmer for 20 minutes.
- Transfer the contents of the pan to a 900ml/1½pt pie dish, and allow to cool slightly. Put a pie funnel in the centre of the filling to help hold up the pastry.
- Preheat the oven to 220°C/425°F/Gas mark 7. Roll out the pastry until slightly larger than the dish. Place over the top of the dish, and brush with egg or milk. Bake in the oven for 15 minutes.
- Reduce the oven temperature to 190°C/375°F/Gas mark 5, and bake for a further 25–30 minutes. Serve hot.

Madeira roast pheasant

serves 6

ingredients

200g/7oz butter	2 chicken breasts
1 onion, coarsely chopped	50ml/2fl oz Madeira
3 celery sticks, coarsely chopped	600ml/1pt chicken stock
2 carrots, coarsely chopped	1 tablespoon plain flour
2 bay leaves	sprigs of fresh flat-leaf parsley, to garnish
2 tablespoons dried mixed herbs	salt and freshly ground black pepper
3 pheasants	
4 chicken wings	

- Preheat the oven to 230°C/450°F/.Gas mark 8.
- Melt 25g/1oz of the butter in a large roasting tin. Stir in the onion, celery, carrots, bay leaves and half of the mixed herbs. Top with the pheasant giblets and necks, and the chicken wings and breasts. Roast in the oven for about 40 minutes until well browned, turning frequently.
- Meanwhile, make the herb butter by mixing half of the remaining butter with the remaining mixed herbs.
- Reduce the oven temperature to 190°C/375°F/Gas mark 5.
- Pat the pheasant dry inside and out. Loosen the breast skin on each by gently sliding your fingers under the neck flap and down between the breast meat and skin, being careful not to tear the skin. Spread the herb butter evenly over the breast. Sprinkle each cavity with salt and pepper. Put 2 tablespoons herb butter into each cavity. Truss the pheasants to hold their shape. Arrange on their sides on top of the vegetable mixture.
- Roast in the oven for 15 minutes, basting frequently with the pan juices. Turn over and roast for a further 15 minutes, basting frequently.
- Turn the pheasants breast side up. Add the Madeira to the tin, and roast for about 15 minutes until the juices run pale pink when the thickest part of the thigh is pierced, basting frequently. Transfer the pheasants to a platter and discard the string. Tent with foil.
- Add the stock to the roasting tin. Boil for about 6 minutes until reduced to 600ml/1pt liquid, scraping up any browned bits. Melt the remaining butter in a small heavy pan over a low heat. Add the flour and stir for 3 minutes. Whisk in the sauce in a thin stream. Simmer for 5 minutes, stirring frequently.
- Garnish the pheasant with parsley, and serve with the sauce.

Fried venison steaks

serves 4

ingredients

1 orange	150ml/5fl oz ruby port
1 lemon	2 teaspoons sunflower oil
75g/3oz fresh cranberries	4 venison steaks, about 100g/4oz each
1 teaspoon grated fresh root ginger	2 shallots, finely chopped
1 sprig of fresh thyme	salt and freshly ground black pepper
1 teaspoon Dijon mustard	
4 tablespoons redcurrant jelly	

- Pare the zest from half the orange and half the lemon using a vegetable peeler, then cut into very fine strips.
- Blanch the strips in a small pan of boiling water for about 5 minutes until tender. Drain the strips and refresh under cold water.
- Squeeze the juice from the orange and lemon, then pour into a small pan. Add the cranberries, ginger, thyme, mustard, redcurrant jelly and port. Cook over a low heat until the jelly melts.
- Bring the sauce to the boil, stirring occasionally, then cover the pan and reduce the heat. Cook gently for about 15 minutes, until the cranberries are just tender. Remove from the heat.
- Heat the oil in a heavy frying pan, add the venison steaks and cook over a high heat for 2–3 minutes.
- Turn the steaks over and add the shallots to the pan. Cook the steaks on the other side for 2–3 minutes, depending on whether you want them rare or medium.
- Just before the end of cooking, pour in the sauce and add the strips of zest. Leave the sauce to bubble for a few seconds to thicken slightly, then remove the thyme sprig and season with salt and pepper. Transfer the steaks to serving plates, and spoon the sauce over the top. Serve immediately with mashed potato and broccoli.

Pheasant breast with cinnamon marmalade

serves 4

ingredients

- 4 boneless pheasant breasts
- 25g/1oz butter
- 25g/1oz plain flour
- $\frac{1}{4}$ teaspoon ground cinnamon
- 125ml/4fl oz freshly squeezed orange juice
- 2 tablespoons orange marmalade
- $\frac{3}{4}$ teaspoon instant chicken bouillon
- 1 tablespoon orange liqueur
- 100g/4oz green seedless grapes
- 1 orange, peeled and cut into sections
- 50g/2oz toasted almonds

- Preheat the oven to 170°C/325°F/Gas mark 3.
- Line a 20cm/8in square baking dish with foil, leaving a small foil collar. Wash the pheasant breasts and pat dry. Arrange in the prepared dish.
- Melt the butter in a saucepan over a medium heat. Stir in the flour and cinnamon. Cook until smooth. Stir in the orange juice, marmalade and bouillon.
- Cook until thickened, stirring constantly. Stir in the liqueur. Spoon over the pheasant and seal the foil tightly.
- Bake in the oven for about 30 minutes until the pheasant is tender. Spoon the grapes and orange sections over the pheasant, and bake, uncovered, for a further 5 minutes. Sprinkle with the almonds and serve hot with rice.

Chicken & Other Poultry

Chicken has long been a favourite all around the world, but this chapter also introduces you to cooking with other poultry such as turkey, duck, goose, quail and guinea fowl. Familiar dishes such as coq au vin and traditional fried chicken sit alongside recipes for Bacon-wrapped Turkey Burgers, Duck with Cumberland Sauce and Guinea Fowl with Fennel, showing you the limitless possibilities of cooking with chicken and other poultry.

Parsley, walnut & orange chicken

serves 6

ingredients

125ml/4fl oz extra virgin olive oil
100g/4oz onion, finely chopped
75g/3oz walnuts, finely chopped
grated zest and juice of 1 large
orange
6 tablespoons chopped fresh
flat-leaf parsley
1 tablespoon cranberry sauce
1 large egg, beaten
6 chicken breasts
1 tablespoon Dijon mustard
salt and freshly ground black pepper

- Heat 3 tablespoons of the oil in a small heavy pan and add the onion. Cover and sweat for 10 minutes or until soft and starting to caramelize, then cool. In a bowl, combine the walnuts, orange zest, parsley, cranberry sauce and egg, and season well with salt and pepper. Stir in the cooled onion mixture, and put to one side.
- Preheat the oven to 200°C/400°F/Gas mark 6. Gently ease up the chicken skin and push in the stuffing. Reshape the chicken and put in a large roasting tin.
- Spread with the mustard and season with salt and pepper. Drizzle over 2 tablespoons of the oil and roast for 25–30 minutes, basting occasionally. Leave to cool, reserving the roasting juices.
- When the chicken is cold, slice thickly and arrange in a serving dish. Whisk together 2 tablespoons orange juice with the remaining oil and some salt and pepper. Add the strained chicken juices (skim off any fat from the surface first), pour the sauce over the chicken and serve.

Pepper chicken with ginger & garlic

serves 4

ingredients

- 3 garlic cloves, roughly chopped
- 2.5cm/1 in piece of fresh root ginger, sliced
- 4 tablespoons vegetable oil
- 2 onions, finely sliced
- 10 curry leaves
- 1 fresh green chilli, slit lengthways
- 1 teaspoon ground coriander
- ½ teaspoon ground turmeric
- pinch of salt
- 500g/1lb 2oz skinless chicken breast fillets, cubed
- 1 teaspoon garam masala
- ½ teaspoon ground black pepper

- Using a mortar and pestle, pound the garlic and ginger to a fine paste. Set aside.
- Heat the oil in a large frying pan. Add the onions, curry leaves and green chilli and cook over a medium heat until the onions are brown.
- Add the garlic-ginger paste and cook for 5 minutes, stirring occasionally. Add the coriander, turmeric and salt. Mix well and cook for a further 5 minutes.
- Add the chicken to the frying pan, stir through, then add 225ml/8fl oz water and the garam masala. Mix well, cover and cook over a low heat for 5 minutes or until the chicken is cooked through.
- Stir the ground pepper into the mixture, then remove the pan from the heat and serve.

Vietnamese chicken & sweet potato curry

serves 4–6

ingredients

450g/1lb sweet potato, peeled and
cut into 2.5cm/1 in chunks
4 tablespoons groundnut oil
1 tablespoon hot curry powder
1 teaspoon ground turmeric
1 teaspoon dried red chilli flakes
450g/1lb skinless chicken breast
fillets, cut into bite-size pieces
300ml/10fl oz chicken stock
150ml/5fl oz coconut milk
salt and freshly ground black pepper

For the paste

1 large onion, roughly chopped
3 garlic cloves, chopped
1 lemon grass stalk, tough outer
layer removed, finely chopped

- Put all the ingredients for the paste in a blender or food processor, and purée to produce a thick paste. Set aside.
- Cook the potato in a pan of boiling salted water for 8–10 minutes until tender. Drain and set aside.
- Heat the oil in a wok. Add the paste and fry over a gentle heat, stirring, for about 5 minutes until softened but not coloured. Stir in the curry powder, turmeric and chilli flakes, and fry for 30 seconds until aromatic.
- Add the chicken to the wok, stir to coat it evenly in the spice mixture and fry, stirring, for 2 minutes. Add the stock, bring to the boil, then reduce the heat and simmer gently for 10 minutes or until most of the stock has evaporated. Stir in the coconut milk, then season with salt and pepper. Cook the curry gently, stirring occasionally, for a further 10 minutes.
- Stir in the cooked sweet potato, and heat through for 3–4 minutes. Taste and adjust the seasoning if necessary. Serve hot with rice.

Khara masala balti chicken

serves 4

ingredients

3 curry leaves	1 teaspoon shredded fresh root ginger
¼ teaspoon mustard seeds	3 garlic cloves, sliced
¼ teaspoon fennel seeds	50ml/2fl oz corn oil
¼ teaspoon onion seeds	4 fresh green chillies, slit lengthways
½ teaspoon crushed dried red chillies	1 large onion, sliced
½ teaspoon cumin seeds	1 tomato, sliced
½ teaspoon fenugreek seeds	700g/1½lb skinless chicken breast fillets, cubed
½ teaspoon crushed pomegranate seeds	
1 teaspoon salt	

- In a large bowl, mix together the curry leaves, mustard seeds, fennel seeds, onion seeds, crushed red chillies, cumin seeds, fenugreek seeds and crushed pomegranate seeds. Add the salt, ginger and garlic.
- Heat a wok until very hot. Add the oil and, when the oil is hot, add the spice mixture, then the green chillies. Stir-fry for a minute or so. Add the onion to the wok and stir-fry over a medium heat for 5–7 minutes.
- Add the tomato and chicken pieces to the wok and cook over a medium heat for 7 minutes or until the chicken is cooked through and the sauce has reduced slightly.
- Stir the mixture over the heat for a further 3–5 minutes, then serve hot.

Chicken with ciabatta & Parma ham

serves 6

ingredients

- | | |
|--|---|
| 2 tablespoons olive oil | 100g/4oz Gruyère cheese, finely grated |
| 800g/1lb 12oz leeks, trimmed and cut into 1cm/½in slices | salt and freshly ground black pepper |
| 150ml/5fl oz dry sherry | |
| 200ml/7fl oz chicken stock | <i>For the topping</i> |
| 400ml/14fl oz crème fraîche | 200g/7oz ciabatta breadcrumbs |
| 2 tablespoons wholegrain mustard | 3 tablespoons olive oil |
| 3 tablespoons chopped fresh sage | 75g/3oz Parma ham, roughly torn |
| 1 tablespoon chopped fresh flat-leaf parsley | 2 tablespoons chopped fresh flat-leaf parsley |
| 700g/1½lb skinless chicken breast fillets, cut into 1cm/½in strips | |

- Heat the oil in a large non-stick frying pan, add the leeks and cook over a gentle heat for 15–20 minutes until softened. Remove with a slotted spoon and put to one side. Add the sherry and stock, bring to the boil and bubble until reduced by about a quarter. Allow to cool.
- Preheat the oven to 190°C/375°F/Gas mark 5.
- In a bowl, mix the crème fraîche, flour, mustard, sage and parsley together with some salt and pepper, . Mix in the reduced stock and leeks.
- Put the chicken into a 2.3 litre/4pt ovenproof dish, and pour the sauce mixture over. Sprinkle the cheese on top.
- To make the topping, put the breadcrumbs in a bowl with the oil, ham and parsley. Toss together and sprinkle over the chicken.
- Cook the chicken in the oven for 50–60 minutes or until bubbling at the sides. Serve hot

Medium balti chicken

serves 6

ingredients

2 tablespoons vegetable oil	4 fresh green chillies, chopped
900g/2lb skinless chicken breast fillets, cubed	15 cloves
1 onion, sliced	seeds from 10 green cardamom pods
225g/8oz green beans, cut into 5cm/2in lengths	1 teaspoons ground coriander
350g/12oz tomatoes, chopped	1 teaspoon paprika
15g/½oz fresh basil, roughly torn	1 teaspoon ground cinnamon
salt and freshly ground black pepper	1 teaspoon ground turmeric
	2 teaspoons ground cumin
	1 teaspoon ground fenugreek
	1 teaspoon mustard powder
	400g/14oz tinned chopped plum tomatoes
	600ml/1pt vegetable stock
	2 tablespoons freshly squeezed lemon juice
	pared zest of 1 lemon

For the sauce

4 tablespoons vegetable oil	
2 large onions, chopped	
3 garlic cloves, chopped	
2 tablespoons finely chopped fresh root ginger	

- To make the sauce, heat the oil in a heavy pan, and fry the onions, garlic and ginger for 2 minutes. Add the chillies and cook for a further 2 minutes. Add the spices and stir-fry for 30 seconds until aromatic. Add the tomatoes, stock, lemon juice and lemon zest. Bring to the boil and simmer, uncovered, for 30 minutes. Discard the lemon zest.
- Heat the oil in a large balti pan or wok, and stir-fry the chicken for 5 minutes until golden. Add the onion and green beans, and continue to stir-fry for 1 minute.
- Pour in the sauce and simmer gently for 8 minutes, stirring occasionally. Stir in the tomatoes and basil, and cook for a further 2 minutes or until the chicken is tender. Season with salt and pepper. Serve hot.

Garlic & nut butter chicken

serves 12

ingredients

225g/8oz roasted salted mixed nuts,
roughly chopped

5 garlic cloves, roughly chopped

450g/1lb butter, softened

4 tablespoons chopped fresh
flat-leaf parsley

2 lemons

225g/8oz puff pastry

1 large egg, beaten

1 tablespoon poppy seeds

1 tablespoon caraway seeds

12 small skinless chicken breast fillets

900ml/1½pt hot chicken stock

freshly ground black pepper

- Combine the nuts and garlic with the butter, parsley and 2 tablespoons of lemon juice, and season well with pepper. Cover and chill.
- Roll out the puff pastry thinly. Prick well and leave to rest for 30 minutes.
- Preheat the oven to 200°C/400°F/Gas mark 6. Brush the pastry with beaten egg and, using a small cutter, stamp out shapes. Sprinkle with the poppy and caraway seeds, and bake in the oven for 10 minutes.
- Arrange the chicken breasts in a roasting tin, and half-cover with the hot stock. Cover with foil and cook for 30 minutes or until cooked through.
- To serve, melt the nut butter mixture. Drain the cooked chicken breasts from the stock, and put on a heated serving dish. Spoon the melted butter over, and garnish with the pastry shapes.

Indonesian-style satay chicken

serves 4

ingredients

50g/2oz raw peanuts
 3 tablespoons vegetable oil
 1 small onion, finely chopped
 2.5cm/1 in piece of fresh root
 ginger, finely chopped
 1 garlic clove, crushed
 700g/1 1/2 lb skinless chicken thigh
 fillets, cubed
 100g/4oz creamed coconut,
 roughly chopped
 1 tablespoon chilli sauce
 2 tablespoons crunchy peanut butter
 1 teaspoon soft dark brown sugar
 150ml/5 fl oz milk
 1/4 teaspoon salt

- Shell the peanuts and remove the skins by rubbing them between the palms of your hands. Put them in a small bowl, add just enough water to cover and soak for 1 minute. Drain the nuts and cut into slivers.
- Heat the wok and add 1 teaspoon of the oil. When the oil is hot, stir-fry the peanuts for 1 minute until crisp and golden. Remove with a slotted spoon and drain on kitchen paper.
- Add the remaining oil to the hot wok. When the oil is hot, add the onion, ginger and garlic, and stir-fry for 2–3 minutes until softened but not browned. Remove with a slotted spoon and drain on kitchen paper.
- Add the chicken pieces to the wok and stir-fry for 3–4 minutes until crisp and golden on all sides. Thread onto bamboo skewers and keep warm.
- Add the creamed coconut to the hot wok in small pieces, and stir-fry until melted. Add the chilli sauce, peanut butter and ginger mixture, and simmer for 2 minutes. Stir in the sugar, milk and salt, and simmer for a further 3 minutes.
- Serve the skewered chicken hot with a dish of the hot sauce sprinkled with the roasted peanuts and vegetables.

Chicken green masala

serves 4

ingredients

2 tablespoons vegetable oil	5 garlic cloves
2 onions, finely chopped	5cm/2in piece of fresh root ginger, chopped
1 medium chicken, cleaned and cut into small pieces	2 cinnamon sticks, about 5cm/2in each
4 tomatoes, finely chopped	2 teaspoons coriander seeds
salt	1 teaspoon cumin seeds
	1 teaspoon peppercorns
	1 teaspoon poppy seeds
	¼ teaspoon ground turmeric
	2 cardamom pods
	2 cloves

For the spice paste

- 1 large bunch of fresh coriander leaves, roughly chopped
- 1 large onion, roughly chopped
- 10 fresh green chillies

- Put all the ingredients for the spice paste in a blender or food processor, and work to a very fine paste. Set aside.
- In a large saucepan, heat the oil over a medium heat. Add the onions and sauté for 5 minutes or until the onions are golden brown. Stir in the spice paste, reduce the heat and cook for a further 5 minutes.
- Add the chicken, tomatoes and a little salt, and mix well. Cover and cook gently for 15 minutes, stirring occasionally.
- Remove the lid from the pan and continue cooking, uncovered, for a further 5–10 minutes until the chicken is done. Serve hot.

Chicken & chickpea stew

serves 4

ingredients

4 skinless chicken breast fillets	100g/4oz fennel bulb, thinly sliced
2 tablespoons extra virgin olive oil	50ml/2fl oz dry white wine
1 onion, halved and sliced	400g/14oz canned chopped plum tomatoes, drained
2 garlic cloves, minced	225ml/8fl oz vegetable stock
1 carrot, sliced	550g/1lb 4oz canned cooked chickpeas, rinsed and drained
1 bay leaf	10 large green olives, pitted and cut into slivers
1 cinnamon stick	2 tablespoons freshly squeezed lemon juice
1 teaspoon ground cumin	1 tablespoon grated lemon zest
1 teaspoon ground coriander	2 tablespoons chopped fresh flat-leaf parsley
1 teaspoon ground ginger	salt and ground black pepper
½ teaspoon dried red chilli flakes	
2 pinches of saffron powder	
1 red pepper, seeded and cut into 2.5cm/1in squares	
1 yellow pepper, seeded and cut into 2.5cm/1in squares	

- Cut the chicken breasts on the diagonal into 5cm/2in strips and season with salt and pepper. Heat 1 tablespoon of the oil in a large non-stick frying pan over a medium-high heat, and sauté the chicken in batches for 1–2 minutes until it is no longer pink on the outside. Remove the chicken from the pan and set aside.
- Heat the remaining oil over a medium heat, and sauté the onion, garlic, carrot, bay leaf and all the spices for 10 minutes or until the vegetables begin to soften. Add the red and yellow peppers, fennel and wine, and cook for about 5 minutes until the pan is nearly dry.
- Stir in the tomatoes and stock, and bring to the boil. Reduce the heat and simmer the mixture, covered, for 10 minutes. Add the reserved chicken and chickpeas to the pan, and continue to simmer, covered, for another 15–20 minutes until the stew has thickened.
- Just before serving, stir in the olives, lemon juice, lemon zest and parsley. Serve hot on a bed of rice or couscous.

Chicken with lime stuffing

serves 4

ingredients

1 chicken, about 2.3kg/5lb
vegetable oil for brushing
225g/8oz courgette, cut into strips
25g/1oz butter
juice of 1 lime

For the stuffing

100g/4oz courgettes, trimmed and
coarsely grated
100g/4oz soft cheese
finely grated zest of 1 lime
2 tablespoons fresh breadcrumbs
salt and freshly ground black pepper

- Preheat the oven to 190°C/375°F/Gas mark 5.
- To make the stuffing, mix the courgette with the cheese, lime zest, breadcrumbs and seasoning.
- Carefully ease the skin away from the breast of the chicken with your fingertips, taking care not to split the skin. Push the stuffing under the skin, to cover the breast evenly.
- Put the chicken in a roasting tin, brush with the oil and roast in the oven for 20 minutes per 500g/1lb 2oz plus 20 minutes, or until the juices run clear when the thickest part of the thigh is pierced with a skewer. Remove from the oven, cover with foil and rest for 5 minutes.
- Sauté the courgettes in the butter and lime juice until just tender, then serve hot with the chicken.

Apple-stuffed chicken

serves 2

ingredients

900g/2lb chicken, halved
lengthways
75g/3oz butter, melted
175g/6oz dessert apples
½ onion, chopped
50g/2oz celery sticks, chopped
200g/7oz croûtons
75ml/3fl oz water
salt and freshly ground black pepper

- Preheat the grill. Break the wing, hip and drumstick joints of the chicken so that it will remain flat during cooking. Place the chicken skin side up in a baking tray, brush with 15g/1/2oz of the butter and season with salt and pepper.
- Grill for about 20 minutes until lightly browned. Turn and brush the cavity side with 15g/1/2oz butter and season. Grill for a further 15–20 minutes until tender.
- Peel, core and chop the apples. In a small heavy saucepan, cook the apples, onion and celery in the remaining butter until tender. Add the croûtons and 75ml/3fl oz water, and season with salt and pepper.
- Put the apple mixture into the chicken cavity, and grill the chicken for a further 5 minutes. Serve hot.

Soy-braised chicken

serves 6–8

ingredients

1 chicken, about 1.4kg/3lb
1 tablespoon ground black peppercorns
2 tablespoons minced fresh root ginger
75ml/3fl oz light soy sauce
3 tablespoons Chinese rice wine
1 tablespoon light brown sugar
vegetable oil for deep-frying
600ml/1pt chicken stock
2 teaspoons salt
25g/1oz crystallized sugar

- Rub the chicken both inside and out with the peppercorns and ginger. Marinate the chicken with the soy sauce, rice wine and brown sugar for at least 3 hours in the refrigerator, turning it several times.
- Heat a wok until very hot. Add the oil and, when the oil is hot enough, remove the chicken from the marinade (reserving the marinade), and deep-fry for 6 minutes or until brown all over. Remove and drain on kitchen paper.
- Pour off any excess oil, add the marinade with the stock, salt and crystallized sugar, and bring to the boil. Return the chicken to the pan, cover and braise the chicken in the sauce for 35–40 minutes, turning once or twice.
- Remove the chicken from the wok and allow it cool a little before chopping it into bite-size pieces. Pour the sauce over the chicken and serve immediately.

Chicken & ricotta in wine

serves 4

ingredients

100g/4oz frozen spinach, thawed
100g/4oz ricotta cheese
pinch of grated nutmeg
4 skinless chicken breast fillets,
about 175g/6oz each
4 Parma ham slices
25g/1oz butter
1 tablespoon olive oil
12 small shallots
100g/4oz button mushrooms, sliced
1 tablespoon plain flour
150ml/5fl oz dry white wine
300ml/10fl oz chicken stock
salt and freshly ground black pepper

- Preheat the oven to 200°C/400°F/Gas mark 6.
- Put the spinach in a sieve, and press out the water with a spoon. Mix with the ricotta and nutmeg, and season with salt and pepper.
- Using a sharp knife, slit each chicken breast through the side and enlarge each cut to form a pocket. Fill with the spinach mixture, then reshape the chicken breasts. Wrap each breast tightly in a slice of ham, and secure with cocktail sticks. Cover and chill in the refrigerator.
- Heat the butter and oil in a frying pan, and brown the chicken breasts for 2 minutes on each side. Transfer the chicken to a large shallow ovenproof dish, and keep warm until required.
- Sauté the shallots and mushrooms for 2–3 minutes until lightly browned. Stir in the flour, then gradually add the wine and stock. Bring to the boil, stirring constantly. Season with salt and pepper, and spoon the mixture around the chicken.
- Cook the chicken in the oven for 20 minutes. Turn the chicken over and cook for a further 10 minutes. Remove the cocktail sticks, and serve the chicken with the sauce.

Chicken in peanut sauce

serves 4

ingredients

100g/4oz shelled unsalted
raw peanuts
1.4kg/3lb chicken, jointed
2 tablespoons sunflower oil
1 onion, finely chopped
100g/4oz tomatoes, peeled and
roughly chopped
1 tablespoon tomato purée
1 teaspoon cayenne pepper
1 tablespoon paprika
½ teaspoon ground ginger
½ teaspoon ground cinnamon
½ teaspoon ground coriander
pinch of salt
450ml/3/4pt chicken stock

- Preheat the oven to 200°C/400°F/Gas mark 6.
- Spread the peanuts on a baking tray, and toast in the oven for to 6–8 minutes until lightly browned, shaking and checking frequently. Cool, then grind to a powdery paste.
- Heat the oil in a frying pan and brown the chicken. Transfer to a flameproof casserole dish. Sweat the onion gently in the same oil until golden. Add the tomatoes, tomato purée, spices and salt. Stir for about 3 minutes, then pour in the stock. Bring to the boil, stirring, then pour over the chicken. Cover, reduce the heat and simmer for 30 minutes.
- Stir in the peanuts. Continue to simmer, covered, for a further 10–15 minutes, until the chicken is tender and the sauce has thickened. Skim off any fat from the surface, then check the seasoning and adjust if necessary. Serve hot.

Thai chicken green curry

serves 6

ingredients

100g/4oz fresh coriander	1 teaspoon ground cumin
3 fresh red chillies, halved lengthways and seeded	1 teaspoon ground coriander
3 spring onions, chopped	½ teaspoon salt
3 garlic cloves, chopped	3 large carrots, thinly sliced
1 tablespoon olive oil	450g/1lb small red potatoes, cut into chunks
1½ teaspoons grated lime zest	900g/2lb skinless chicken thigh fillets, cut into chunks
2 tablespoons freshly squeezed lime juice	400ml/14fl oz milk
2 teaspoons light soy sauce	¾ teaspoon coconut essence
1 teaspoon anchovy paste	225g/8oz frozen peas
1 teaspoon ground ginger	

- Put the fresh coriander, chillies, spring onions, garlic, oil, lime zest, lime juice, soy sauce, anchovy paste, ginger, cumin, ground coriander and salt in a blender or food processor. Purée to a paste.
- In a large frying pan over a low heat, cook the paste for 5 minutes. Add the carrots, potatoes and 175ml/6fl oz water, and bring to the boil. Reduce the heat and simmer for 5 minutes.
- Add the chicken and cook for 5 minutes. Stir in the milk and coconut essence, and simmer for 10 minutes or until the chicken is cooked through. Stir in the peas, and cook for 3 minutes or until heated through. Serve hot.

Traditional fried chicken

serves 8

ingredients

2 small chickens, each cut into
8 pieces
250g/9oz plain flour
1 teaspoon salt
½ teaspoon mustard powder
½ teaspoon ground black pepper
400g/14oz lard

For the gravy

25g/1oz butter melted
1 tablespoon plain flour
175ml/6fl oz chicken stock
50ml/2fl oz single cream
salt and freshly ground black pepper

- Wash each piece of chicken under cold running water. Pat dry with kitchen paper.
- Put the flour, salt, mustard and pepper in a large bag. Shake to blend the ingredients. Drop the chicken pieces into the bag a few at a time, and shake the bag vigorously until each piece is thoroughly coated. Remove the chicken pieces from the bag, and shake off the excess flour.
- Heat the lard in a heavy frying pan over a medium heat. The fat should fill the pan to a depth of about 5cm/2in. Add more lard if necessary.
- When the fat is hot but not smoking, begin frying the chicken. Put in the thigh and legs first, and cover the pan. Lift the cover occasionally to check that the chicken is not burning. When it turns a dark brown, flip each piece over, cover, and again cook until dark brown. Cook the other chicken pieces in the same way.
- To make the gravy, pour out the frying fat from the pan and replace it with the butter, then stir in the flour. When bubbly, stir in the stock and cream, and cook until the sauce thickens. Season with salt and pepper. Serve the sauce separately.

Coronation chicken

serves 8

ingredients

½ lemon	1 tablespoon tomato purée
2.3kg/5lb chicken	125ml/4fl oz red wine
1 onion, quartered	1 bay leaf
1 carrot, quartered	juice of ½ lemon
8 black peppercorns, crushed	2–3 teaspoons apricot jam
1 teaspoon salt	300ml/10fl oz mayonnaise
	125ml/4fl oz double or whipping cream, whipped
<i>For the sauce</i>	salt and freshly ground black pepper
1 small onion, chopped	watercress, to garnish
15g/½oz butter	
1 tablespoon curry paste	

- Put the lemon in the cavity of the chicken, then put the chicken in a saucepan that it just fits. Add the onion, carrot, peppercorns and salt to the pan.
- Add sufficient water to come two-thirds of the way up the chicken, bring to the boil, then cover and cook gently for about 1½ hours until the chicken juices run clear.
- Transfer the chicken to a large bowl, pour the cooking liquid over it and leave to cool. When cold, strip the meat from the chicken, discarding the skin and bones, then chop or tear the meat into bite-size pieces.
- To make the sauce, take a frying pan and sweat the onion in the butter until soft. Add the curry paste, tomato purée, wine, bay leaf and lemon juice, then cook for 10 minutes. Add the jam, then push the mixture through a sieve and leave to cool.
- Beat the mixture into the mayonnaise. Fold in the cream, then season with salt and pepper. Stir in the chicken pieces until evenly coated. Chill until ready to serve, garnished with a little watercress.

Chicken & beef satay

serves 4

ingredients

2cm/ $\frac{3}{4}$ in piece of tamarind pulp
100ml/3 $\frac{1}{2}$ fl oz hot water
2 skinless chicken breast fillets
350g/12oz flash-fry steak
1 teaspoon coriander seeds
1 teaspoon cumin seeds
1 onion, chopped
1 tablespoon light soy sauce
2 garlic cloves, crushed
2 tablespoons vegetable oil
1 teaspoon ground turmeric
1 teaspoon five-spice powder
pinch of salt

For the peanut sauce

100g/4oz smooth peanut butter
100g/4oz creamed coconut,
crumbled
4 teaspoons freshly squeezed
lemon juice
1 tablespoon light soy sauce
1 tablespoon soft brown sugar
1 teaspoon chilli powder

- Soak the tamarind pulp in the hot water for a few minutes, then hold the pulp over the bowl and squeeze to extract as much liquid as possible. Discard the pulp and set the tamarind liquid aside.
- Prepare the satay by using a sharp knife to cut the chicken and the steak into small chunks. Put in a deep baking tray and set aside.
- Heat a small frying pan, add the coriander and cumin seeds, and dry-roast for 1–2 minutes until aromatic, stirring constantly. Remove from the heat and pound to a fine powder using a mortar and pestle.
- Put the pounded spices in a blender or food processor with the onion, tamarind liquid, soy sauce, garlic, vegetable oil, turmeric, five-spice powder and a pinch of salt. Whiz for a few seconds, then pour over the meat. Cover and leave to marinate in the refrigerator for 4 hours, turning the meat occasionally.
- Thread the meat onto soaked bamboo skewers. Put under a hot grill or on a barbecue, and grill for 10–15 minutes, turning frequently and basting with any extra marinade.
- To make the peanut sauce, put the peanut butter, coconut, lemon juice, soy sauce, sugar and chilli powder in a clean pan. Add 300ml/10fl oz water, and bring slowly to the boil. Reduce the heat and simmer gently for 5 minutes until the coconut has dissolved and the sauce thickens. Adjust the seasoning to taste.
- Serve the satay sticks hot on a platter with a small bowl of peanut sauce.

Chicken with sage & lemon

serves 4

ingredients

4 skinless, boneless chicken breasts
2 tablespoons finely shredded
fresh sage leaves
grated zest and juice of 2 lemons
salt and freshly ground black pepper

- Preheat the oven to 200°C/400°F/Gas mark 6. Cut four pieces of foil large enough to wrap each chicken breast.
- Put a chicken breast in the centre of each piece of foil, and season generously with salt and pepper. Sprinkle with a quarter of the sage and lemon zest, then drizzle some lemon juice over the top (reserving a little of the juice for serving). Wrap the foil around the chicken to make a parcel and fold over the edges to seal. Repeat the process with the remaining chicken.
- Put the chicken parcels on a baking sheet, and bake in the oven for 15 minutes until the chicken has cooked through and the juices run clear.
- To serve, unwrap the chicken and divide among four warmed plates. Drizzle with the remaining lemon juice. Serve immediately with rice.

Coq au vin

serves 4

ingredients

4 tablespoons plain flour
1.4kg/3lb chicken cut into 8 pieces
1 tablespoon olive oil
4 tablespoons butter
20 button onions
75g/3oz rindless bacon, diced
20 button mushrooms, wiped with damp kitchen paper
2 tablespoons brandy
1 bottle red Burgundy
1 bouquet garni
1 teaspoon soft brown sugar
15g/½oz butter, softened
salt and freshly ground black pepper

- Put 3 tablespoons of the flour in a large plastic bag, and dredge each chicken piece in it until lightly coated. Shake off any excess.
- Heat the oil and butter in a large flameproof casserole dish. Add the onions, bacon and mushrooms, and sauté for 3–4 minutes. Remove with a slotted spoon and set aside. Add the chicken pieces to the hot oil and cook for 5–6 minutes until browned on all sides.
- Pour in the brandy and, standing well back from the pan, very carefully light it with a match, then shake the pan gently until the flames subside. Pour in the wine, then add the bouquet garni and sugar. Season with salt and pepper.
- Bring to the boil, cover and simmer for 1 hour, stirring occasionally.
- Return the reserved onions, bacon and mushrooms to the casserole dish, cover, and cook for 30 minutes. Transfer the chicken, vegetables and bacon to a warmed dish. Remove the bouquet garni, and boil rapidly for 2 minutes to reduce the liquid slightly.
- Cream together the butter and remaining flour. Whisk this into the liquid in the casserole dish, a teaspoon at a time, until the liquid has thickened slightly. Pour over the chicken. Serve hot.

Chicken chow mein

serves 4

ingredients

350g/12oz noodles
225g/8oz skinless chicken
breast fillets
3 tablespoons light soy sauce
1 tablespoon rice wine
1 tablespoon dark sesame oil
4 tablespoons vegetable oil
2 garlic cloves, finely chopped
50g/2oz mangetout, topped
and tailed
100g/4oz beansprouts
50g/2oz ham, finely shredded
4 spring onions, finely chopped
salt and freshly ground black pepper

- Cook the noodles in a saucepan of boiling water until tender. Drain, rinse under cold water and drain well.
- Slice the chicken into fine shreds, about 5cm/2in in length. Put the chicken in a bowl, and add 2 tablespoons of the soy sauce, the rice wine and the sesame oil.
- Heat half of the vegetable oil in a wok or frying pan over a high heat. When it starts smoking, add the chicken mixture. Stir-fry for 2 minutes, then transfer the chicken to a plate and keep warm.
- Wipe the wok clean and heat the remaining oil. Stir in the garlic, mangetout, beansprouts and ham. Stir-fry for a further 1 minute, then add the cooked noodles.
- Continue to stir-fry until the noodles are heated through. Add the remaining soy sauce to taste, and season with salt and pepper. Return the chicken and any juices to the noodle mixture, add the chopped spring onions and stir through. Serve immediately.

Kung po chicken

serves 4

ingredients

250g/9oz skinless chicken

breast fillets

¼ teaspoon salt

½ egg white

1 teaspoon cornflour

1 green pepper, seeded

4 tablespoons vegetable oil

1 spring onion, cut into short sections

a few small slices of fresh root ginger

5 dried red chillies, soaked, seeded
and shredded

2 tablespoons yellow bean sauce

1 teaspoon rice wine

100g/4oz roasted cashew nuts

a few drops of sesame oil

- Cut the chicken into small cubes about the size of sugar lumps. Put the chicken in a small bowl, and mix with the salt and egg white. Mix a few drops of water with the cornflour to form a paste, and add to the bowl.
- Cut the green pepper into cubes, about the same size as the chicken pieces.
- Heat the oil in a wok, add the chicken, spring onion and ginger, and stir-fry for 1 minute, then add the chillies with the yellow bean sauce and wine. Blend well and stir-fry for another minute. Finally, stir in the roasted cashew nuts and sesame oil.
- Serve hot with boiled rice.

Chicken chop suey

serves 4

ingredients

4 tablespoons light soy sauce
2 teaspoons soft brown sugar
500g/1lb 2oz skinless chicken
breast fillets
3 tablespoons vegetable oil
2 onions, quartered
2 garlic cloves, crushed
350g/12oz beansprouts
3 teaspoons sesame oil
1 tablespoon cornflour
450ml/ $\frac{3}{4}$ pt chicken stock

- Mix the soy sauce and sugar together in a small bowl, stirring until the sugar has dissolved.
- Trim any fat away from the chicken, and cut into thin strips. Put the meat in a shallow dish, and spoon the soy mixture over it, turning to coat. Marinate in the refrigerator for 20 minutes.
- Heat the oil in a wok, and stir-fry the chicken for 2–3 minutes until golden brown. Add the onions and garlic, and stir-fry for a further 2 minutes. Add the beansprouts, stir-fry for 4–5 minutes, then add the sesame oil.
- Mix together the cornflour and 3 tablespoons water to form a smooth paste. Pour the stock into the wok, add the cornflour paste and bring to the boil, stirring until the sauce is thickened and clear. Serve hot.

Chicken korma with green beans

serves 4

ingredients

- 2 tablespoons vegetable oil
- 350g/12oz skinless chicken breast fillets, cut into bite-size pieces
- 1 onion, sliced
- 2½ teaspoons korma curry powder
- 150ml/5fl oz chicken stock
- 1 teaspoon tomato purée
- 2 teaspoons caster sugar
- 75g/3oz tomatoes, roughly chopped
- 150ml/5fl oz single cream
- a little salt
- 100g/4oz green beans, topped and tailed, cut into 2.5cm/1in lengths
- 25g/1oz ground almonds

- Heat the oil in a saucepan, add the chicken and onion, and sauté over a gentle heat, stirring occasionally, for 6 minutes or until the onion is soft and the chicken is lightly coloured. Stir in the curry powder and cook for a further 2 minutes.
- Add the stock, tomato purée, sugar, tomatoes, cream and a little salt. Stir to combine the ingredients, bring to the boil, then reduce the heat, cover the pan and simmer gently for 10 minutes, stirring occasionally.
- Stir the beans into the curry and cook, covered, for a further 15–20 minutes, stirring occasionally, until the chicken is cooked and the beans are tender. Stir the ground almonds into the curry, and simmer for 1 minute to thicken the sauce. Taste and adjust the seasoning if necessary. Serve with rice.

Warm chicken & feta salad

serves 4

ingredients

- 4 skinless chicken breast fillets
- 4 garlic cloves, peeled
- 2 tablespoons olive oil
- 3 tablespoons freshly squeezed lemon juice
- 1 onion, cut into wedges
- 175g/6oz French beans
- assorted salad leaves
- 200g/7oz feta cheese, cubed
- 175g/6oz cherry tomatoes, halved
- 50g/2oz black olives
- 1 red pepper, seeded and sliced

- Put the chicken breasts in a shallow dish. Crush 1 of the garlic cloves and blend with 1 tablespoon of the olive oil and all of the lemon juice. Pour over the chicken, cover and marinate in the refrigerator for at least 30 minutes, turning at least once.
- Heat a frying pan until smoking hot. Drain the chicken and cook for 6–8 minutes on each side. Remove from the heat and allow to stand for 5 minutes.
- Heat the remaining oil in a heavy frying pan. Sauté the remaining garlic with the onion wedges. Cook, stirring occasionally, for 8–10 minutes.
- Cook the French beans in a pan of lightly salted water for 5 minutes. Drain and reserve.
- Arrange the salad leaves in a serving bowl with the feta cheese, cherry tomatoes, beans, black olives and red pepper. Put the onion mixture on top of the salad leaves, then add the chicken and serve drizzled with a little olive oil.

Chinese-style chicken

serves 4

ingredients

½ cucumber, peeled, seeded and cut into matchsticks
1 teaspoon salt
4 boneless chicken breasts
4 tablespoons soy sauce
pinch of five-spice powder
1 tablespoon freshly squeezed lemon juice
3 tablespoons sunflower oil
2 tablespoons sesame oil
1 tablespoon sesame seeds
2 tablespoons dry sherry

2 carrots, cut into matchsticks
8 spring onions, shredded
75g/3oz beansprouts

For the sauce

4 tablespoons crunchy peanut butter
2 teaspoons freshly squeezed lemon juice
2 teaspoons sesame oil
¼ teaspoon hot chilli powder
1 spring onion, finely chopped

- Put the cucumber matchsticks in a colander, sprinkle with the salt and cover with a plate with a weight on top. Set the colander in a bowl or on a deep plate to catch the drips, and leave to drain for 30 minutes.
- Put the chicken portions in a large pan and just cover with water. Add 1 tablespoon of the soy sauce, the five-spice powder and the lemon juice, cover and bring to the boil. Reduce the heat and simmer for about 20 minutes.
- Lift out the poached chicken with a slotted spoon, and leave until cool enough to handle. Remove and discard the skin. Bash the chicken lightly with a rolling pin to loosen the fibres. Slice into thin strips. Reserve.
- Heat the oils in a large frying pan or wok. Add the sesame seeds, fry for 30 seconds, then stir in the remaining 3 tablespoons of soy sauce and the sherry. Add the carrots, and stir-fry for 2–3 minutes until just tender. Remove from the heat and reserve.
- Rinse the cucumber well, pat dry with kitchen paper and put in a bowl. Add the spring onions, beansprouts, cooked carrots, pan juices and shredded chicken, and mix together. Transfer to a shallow dish. Cover and chill for about 1 hour, turning the mixture once or twice.
- To make the sauce, cream the peanut butter with the lemon juice, sesame oil and chilli powder, adding a little hot water to form a paste, then stir in the spring onion.
- Arrange the chicken mixture on a serving dish, and serve with the peanut sauce.

Cajun chicken jambalaya

serves 4

ingredients

1.4kg/2½lb fresh chicken	100g/4oz cooked ham, chopped
1½ onions	400g/14oz canned chopped plum tomatoes
1 bay leaf	½ teaspoon hot chilli powder
4 black peppercorns	½ teaspoon cumin seeds
1 sprig of fresh flat-leaf parsley, plus extra, chopped, to garnish	½ teaspoon ground cumin
2 tablespoons vegetable oil	1 teaspoon dried thyme
2 garlic cloves, chopped	100g/4oz peeled and deveined cooked prawns
1 green pepper, seeded and chopped	dash of Tabasco sauce
1 celery stick, chopped	salt and freshly ground black pepper
225g/8oz long-grain rice	
100g/4oz chorizo sausage, chopped	

- Put the chicken in a large flameproof casserole dish, and pour over 600ml/1pt water. Add the onion half, bay leaf, peppercorns and parsley sprig, and bring to the boil. Reduce the heat, cover and simmer gently for about 1½ hours.
- When the chicken is cooked, lift it out of the stock, remove the skin and carcass, and chop the meat. Strain the stock, leave to cool and reserve.
- Chop the remaining onion and heat the oil in a large frying pan. Add the onion, garlic, green pepper and celery. Fry for about 5 minutes, then stir in the rice, coating the grains with the oil. Add the sausage, ham and chopped chicken. Fry for a further 2–3 minutes, stirring frequently.
- Pour in the tomatoes and 300ml/10fl oz of the reserved stock, and add the chilli, cumin and thyme. Bring to the boil, then reduce the heat, cover and simmer gently for 20 minutes or until the rice is tender and the liquid has been absorbed.
- Stir in the prawns and Tabasco. Cook for a further 5 minutes, then season well with salt and pepper, and serve hot, garnished with the extra chopped parsley.

Tuscan chicken

serves 4

ingredients

8 chicken thighs, skinned
1 teaspoon olive oil
1 onion, thinly sliced
2 red peppers, seeded and sliced
1 garlic clove, crushed
300ml/10fl oz puréed tomatoes
150ml/5fl oz dry white wine
1 teaspoon dried oregano
400g/14oz canned cooked
cannellini beans, drained
3 tablespoons fresh breadcrumbs
salt and freshly ground black pepper

- Heat the oil in a heavy pan, and sauté the chicken until golden brown. Remove and keep warm. Add the onion and red peppers to the pan, and gently sauté until softened but not coloured. Stir in the garlic and sauté for a minute or so.
- Add the chicken, tomatoes, wine and oregano. Season well with salt and pepper, bring to a boil, then cover the pan tightly.
- Reduce the heat and simmer gently, stirring occasionally, for 30–35 minutes until the chicken is tender and the juices run clear.
- Preheat the grill until hot.
- Stir the cannellini beans into the chicken mixture, and simmer for a further 5 minutes until heated through. Sprinkle with the breadcrumbs, and cook under the grill until golden brown.

Pan-fried chicken with red wine sauce

serves 6

ingredients

25g/1oz butter
1 tablespoon oil
6 chicken breasts, about
150g/5oz each
175g/6oz rindless streaky bacon,
chopped
225g/8oz button mushrooms, wiped
with damp kitchen paper
225g/8oz button onions
100ml/3 1/2 fl oz brandy
350ml/12 fl oz red wine
700ml/1 1/4 pt chicken stock
4 tablespoons redcurrant jelly
salt and freshly ground black pepper

- Preheat the oven to 150°C/300°F/Gas mark 2.
- Melt the butter and oil in a pan. Add the chicken breasts and cook in batches over a high heat for 3 minutes on each side or until golden. Remove from the pan, and put in a baking dish in the oven to finish cooking while you make the sauce.
- Add the bacon, mushrooms and onions to the frying pan. Cook for 4–5 minutes until golden. Remove from the pan and set aside. Add the brandy, wine, stock and redcurrant jelly. Bring to the boil, and bubble furiously for 15–20 minutes until the sauce is syrupy.
- Return the chicken, bacon, mushrooms and onions to the pan. Bring to the boil, season with salt and pepper, and serve hot.

Sautéed chicken with herbs

serves 4

ingredients

2–3 tablespoons olive oil
1 chicken, cut into 8 pieces
3 garlic cloves, sliced
2 shallots, finely chopped
3 tablespoons dried mixed herbs
juice of ½ lemon
salt and freshly ground black pepper

- Heat the oil in a heavy frying pan over a high heat. Brown the chicken pieces in the oil in two batches.
- When browned, reduce the heat to medium-high and return all the chicken to the pan. Cover the pan and leave to cook for about 10 minutes.
- Turn the chicken pieces, spooning their juices over them, then sprinkle the garlic, shallots, half of the herbs over them. Season with salt and pepper. Cover again and cook for a further 8 minutes.
- When cooked, lift the chicken pieces out with the cooked shallots, garlic and pan juices. Squeeze the lemon juice over the chicken, sprinkle with the remaining herbs and serve hot.

Mustard chicken

serves 4

ingredients

50g/2oz butter
1 onion, finely chopped
450g/1lb skinless chicken breast
fillets, thinly sliced
1 tablespoon cornflour
1 garlic clove, crushed
150ml/5fl oz chicken stock
1 teaspoon chilli paste
2 teaspoons ground coriander
1 tablespoon wholegrain mustard
1 tablespoon sesame seeds
salt and freshly ground black pepper

- Heat the butter in a saucepan, add the onion and sweat for about 5 minutes until soft but not coloured.
- Mix together the chicken pieces and cornflour, and add to the pan with the garlic. Cook quickly, stirring occasionally, until golden brown.
- Stir in the stock, chilli paste, coriander and mustard. Season with salt and pepper. Bring just to the boil, stirring, and simmer gently for about 10 minutes.
- Just before serving, stir in the sesame seeds, and serve hot with pasta or potatoes.

Fragrant saffron chicken

serves 10

ingredients

2 chickens, about 1.6kg/3½lb each
1 carrot, sliced
2 celery sticks, sliced
6 black peppercorns
2 bay leaves
50g/2oz butter
225g/8oz onion, finely chopped
1 teaspoon saffron threads
4 dried apricots
grated zest of 1 lemon
300ml/10fl oz dry white wine
3 tablespoons clear honey
1 teaspoon mild curry paste
300ml/10fl oz mayonnaise
300ml/10fl oz double cream
salt and freshly ground black pepper

- Put the chickens in two separate large saucepans. Cover with cold water and add the carrot, celery, peppercorns and ½ bay leaf to each. Bring slowly to the boil, cover and simmer very gently for about 1 hour. Pierce the thigh joints with a skewer to test if cooked – the juices should run clear. Leave the chickens to cool in their poaching liquid.
- Drain the chickens. Remove and discard the skin, strip off the meat and discard the bones. Cut the meat into bite-size pieces. Set aside.
- Melt the butter in a medium saucepan, and sauté the onion until soft. Grind the saffron strands to a powder using a mortar and pestle. Stir into the onions with the apricots, lemon zest, white wine, honey, curry paste and 1 bay leaf. Bring to the boil. Simmer, uncovered, for about 10 minutes until well reduced and the consistency of chutney.
- Cool and purée in a blender or food processor, then sieve.
- Fold the cold saffron mixture into the mayonnaise. Whip the cream until it just holds its shape. Fold into the mayonnaise mixture, and season with salt and pepper.
- Mix together the chicken pieces and the mayonnaise mixture, and serve on a bed of rice.

Chinese chicken with cashew nuts

serves 4

ingredients

- 4 skinless chicken breast fillets,
sliced into strips
- 3 garlic cloves, crushed
- 4 tablespoons soy sauce
- 2 tablespoons cornflour
- 225g/8oz dried egg noodles
- 3 tablespoons sunflower oil
- 1 tablespoon sesame oil
- 100g/4oz roasted cashew nuts
- 6 spring onions, cut into
5cm/2in pieces

- Put the chicken in a bowl with the garlic, soy sauce and cornflour, and mix until the chicken is well coated. Cover with cling film, and chill for about 30 minutes.
- Meanwhile, bring a pan of water to the boil and add the egg noodles. Turn off the heat and leave to stand for 5 minutes. Drain well. Reserve.
- Heat the oils in a large frying pan or wok over a high heat, and add the chilled chicken and marinade juices. Stir-fry for 3–4 minutes until golden brown. Add the cashew nuts and spring onions to the pan or wok, and stir-fry for 2–3 minutes.
- Add the drained noodles, and stir-fry for a further 2 minutes. Toss the noodles well and serve immediately.

Garlic & herb chicken

serves 4

ingredients

4 skinless chicken breast fillets
100g/4oz full-fat soft cheese
flavoured with herbs and garlic
8 slices Parma ham
150ml/5fl oz red wine
150ml/5fl oz chicken stock
25g/1oz Demerara sugar

- Using a sharp knife, make a horizontal slit along the length of each chicken breast to form a pocket.
- Beat the cheese with a wooden spoon to soften it. Spoon the cheese into the pocket of the chicken breasts.
- Wrap 2 slices of Parma ham around each chicken breast, and secure firmly in place with string.
- Pour the wine and stock into a large frying pan and bring to the boil. When just starting to boil, add the sugar and stir well to dissolve.
- Add the chicken breasts to the mixture in the frying pan. Leave to simmer for 12–15 minutes until the chicken is tender and the juices run clear.
- Remove the chicken from the pan, set aside and keep warm. Reheat the sauce and boil until reduced and thickened. Remove the string from the chicken, and cut into slices. Pour the sauce over the chicken, and serve hot with a green salad.

Chicken in spicy yogurt

serves 6

ingredients

3 dried red chillies
 2 tablespoons coriander seeds
 2 teaspoons ground turmeric
 2 teaspoons garam masala
 4 garlic cloves, crushed
 ½ large onion, chopped
 2.5cm/1 in piece of fresh root
 ginger, grated
 2 tablespoons freshly squeezed
 lime juice
 1 teaspoon salt
 125ml/4fl oz low-fat Greek-style
 yogurt
 1 tablespoon olive oil
 6 chicken pieces, about 2kg/4½lb
 in total

- Grind together the chillies, coriander seeds, turmeric, garam masala, garlic, onion, ginger, lime juice and salt using a mortar and pestle.
- Gently heat a frying pan and add the spice mixture. Stir for 2 minutes, then turn into a shallow dish. Add the yogurt and oil to the spice paste, and mix well to combine.
- Remove the skin from the chicken pieces, and make three slashes in the flesh of each piece. Add the chicken to the dish containing the yogurt and spice mixture, and coat the pieces completely in the marinade. Cover with cling film and chill for at least 4 hours. Remove the dish from the refrigerator, take off the cling film and leave, covered, at room temperature for 30 minutes before cooking.
- Heat a barbecue or grill until very hot. Wrap the chicken pieces in foil, sealing well so that the juices cannot escape. Cook the chicken pieces over the barbecue or under the grill for about 15 minutes, turning once.
- Remove the foil and brown the chicken for 5 minutes. Serve hot.

Grilled chicken with hot salsa

serves 4

ingredients

4 skinless chicken breast fillets,
about 175g/6oz each
pinch of celery salt
pinch of cayenne pepper
2 tablespoons vegetable oil

For the salsa

275g/10oz watermelon
175g/6oz cantaloupe melon
1 small red onion, finely chopped
2 fresh green chillies, seeded
and chopped
2 tablespoons freshly squeezed
lime juice
4 tablespoons chopped fresh
coriander leaves
pinch of salt

- Preheat a grill to medium. Slash the chicken breasts deeply to speed up the cooking time.
- Season the chicken with the celery salt and cayenne pepper, brush with the oil and grill for about 15 minutes.
- To make the salsa, remove the rind and seeds from the melons. Finely dice the flesh and put into a bowl. Mix in the onion and chillies.
- Add the lime juice and chopped coriander, and season with a pinch of salt. Turn the salsa out into a small serving bowl.
- Arrange the grilled chicken on a plate, and serve hot with the salsa.

Chicken & vegetable terrine

serves 6

ingredients

- 1 small green pepper, seeded and diced
- 1 small red pepper, seeded and diced
- 2 small carrots, diced
- 1 courgette, diced
- 1 butternut squash, diced
- 750g/1 1/2lb skinless chicken breast fillets, diced
- 1 garlic clove, crushed
- 1/2 teaspoon ground nutmeg
- 2 tablespoons freshly squeezed lemon juice
- 3 eggs
- 350ml/12fl oz evaporated skimmed milk
- 75g/3oz mixed fresh herbs such as basil, tarragon, dill and parsley

- Blanch the peppers, carrots, courgette and squash lightly in boiling water. Refresh in cold water, drain and reserve.
- In a blender or food processor, purée the chicken. Add the garlic, nutmeg and lemon juice, and whiz briefly. With the motor running, add the eggs one at a time. Process again and add the evaporated milk and chopped herbs. Mix well.
- Pour the chicken mixture into a bowl, and chill for 1 hour.
- Preheat the oven to 180°C/350°F/Gas mark 4.
- Fold the reserved vegetables into the chicken mixture, then spoon the mixture into a 9 x 20cm/3 1/2 x 8in loaf tin.
- Bake in the oven for 1–1 1/2 hours. Leave to cool, then chill overnight in the refrigerator. To serve, cut into slices.

Roast baby chickens

serves 4

ingredients

4 small poussins, weighing about
350–500g/12oz–1lb 2oz each
175g/6oz wild rice, cooked

For the marinade

4 garlic cloves, peeled
2 fresh coriander roots
1 tablespoon light soy sauce
salt and freshly ground
black pepper

For the stuffing

4 lemon grass stalks, tough outer
layer removed
4 kaffir lime leaves
4 slices of fresh root ginger
75ml/3fl oz coconut milk,
for brushing

- Preheat the oven to 180°C/355°F/Gas mark 4. Wash the poussins and pat dry with kitchen paper.
- To make the marinade, put the garlic, coriander and soy sauce in a blender or food processor, and purée until smooth. Season to taste with salt and pepper.
- Rub the marinade mixture evenly into the skin of the poussins.
- Place a stalk of lemon grass, a lime leaf and a piece of ginger in the cavity of each poussin. Put the poussins in a roasting tin, and brush lightly with the coconut milk. Roast for about 30 minutes in the oven.
- Remove from the oven, brush again with coconut milk, return to the oven and cook for a further 15–25 minutes until golden and cooked through, depending on the size of the poussins. The juices should run clear when the thickest part of the thigh is pierced with a skewer.
- Serve the poussins on a bed of wild rice with the pan juices poured over.

Indian charred chicken

serves 4

ingredients

- 4 skinless chicken breast fillets
- 2 tablespoons curry paste
- 1 tablespoon sunflower oil
- 1 tablespoon light muscovado sugar
- 1 teaspoon ground ginger
- ½ teaspoon ground cumin

For the cucumber raita

- ¼ cucumber
- 150ml/5fl oz low-fat
Greek-style yogurt
- ¼ teaspoon chilli powder
- salt

- Put the chicken breasts between two sheets of baking parchment or cling film. Pound with the flat side of a meat mallet or a rolling pin to flatten.
- Mix together the curry paste, oil, sugar, ginger and cumin in a small bowl. Spread the mixture over both sides of the chicken. Leave to marinate in the refrigerator for at least 2 hours.
- To make the raita, cut the cucumber in half lengthways, peel and scoop out the seeds with a spoon.
- Grate the flesh into a colander, sprinkle with salt and leave to stand for 10 minutes. Rinse off the salt, and squeeze out any moisture by pressing the cucumber with the back of a spoon.
- Mix the cucumber with the yogurt, and stir in the chilli powder. Refrigerate until required.
- Heat a charcoal barbecue until hot. Transfer the chicken to an oiled rack, and barbecue over the hot coals for 10 minutes, turning once. Serve with the raita.

Jerk chicken

serves 4

ingredients

- 4 lean chicken portions
- 1 bunch of spring onions, trimmed
- 1 Scotch Bonnet chilli, deseeded
- 1 garlic clove
- 5cm/2in piece of fresh root ginger, roughly chopped
- ½ teaspoon dried thyme
- ½ teaspoon paprika
- ¼ teaspoon ground allspice
- pinch of ground cinnamon
- pinch of ground cloves
- 4 tablespoons white wine vinegar
- 3 tablespoons light soy sauce
- ¼ teaspoon freshly ground black pepper

- Rinse the chicken portions, and pat dry with kitchen paper. Put in a shallow dish.
- Put all the remaining ingredients in a blender or food processor, and purée until smooth. Pour the mixture over the chicken, turning the chicken portions so that they are well coated in the marinade. Cover and marinate in the refrigerator for 24 hours.
- Heat a charcoal barbecue or grill to medium. Remove the chicken from the marinade, and barbecue over the coals or under the grill for about 30 minutes, turning the chicken and basting occasionally with any remaining marinade, until the meat is browned and cooked through.
- Transfer the chicken to individual serving plates, and serve immediately.

Chicken breasts & balsamic vinegar

serves 4

ingredients

- 4 skinless chicken breast fillets
- 2 tablespoons plain flour
- ¼ teaspoon freshly ground black pepper
- 3 tablespoons olive oil
- 6 garlic cloves, peeled but left whole
- 350g/12oz small mushrooms
- 4 tablespoons balsamic vinegar
- 175ml/6fl oz chicken stock

- Split each chicken breast in half lengthways.
- Season the flour with pepper, and dredge the chicken in the mixture. Shake off any excess flour.
- Heat the oil in a heavy frying pan over a medium-high heat, and cook the chicken breasts for 4 minutes or until nicely browned on one side. Add the garlic, turn the chicken pieces and continue to cook for a minute or so.
- Add the mushrooms and cook for about 7 minutes, then add the vinegar and stock. Cover tightly, reduce the heat to medium-low and cook for 10 minutes, turning the chicken occasionally.
- Transfer the chicken to a warmed serving plate and set aside in a warm place. Let the sauce with the mushrooms cook, uncovered, over a medium-high heat for about 6 minutes.
- Remove the pan from the heat, pour the sauce over the chicken and serve immediately.

Chicken peperonata

serves 4

ingredients

- 8 skinless chicken thighs
- 2 tablespoons wholemeal flour
- 2 tablespoons olive oil
- 1 small onion, thinly sliced
- 1 garlic clove, crushed
- 1 large red pepper, seeded and thinly sliced
- 1 large green pepper, seeded and thinly sliced
- 1 large yellow pepper, seeded and thinly sliced
- 400g/14oz canned chopped tomatoes
- 1 tablespoon chopped fresh oregano, plus extra to garnish
- salt and freshly ground black pepper

- Toss the chicken in the flour, then shake off any excess.
- Heat the oil in a wide frying pan, and sauté the chicken quickly until sealed and lightly browned, then remove from the pan.
- Add the onion to the pan and gently sauté until soft. Add the garlic, peppers, tomatoes and the 1 tablespoon chopped oregano, then bring to the boil, stirring.
- Arrange the chicken over the vegetables, season well with salt and pepper, then cover the pan tightly and simmer for 20–25 minutes until the chicken is tender and the juices run clear. Check the seasoning, adjusting if necessary.
- Garnish the chicken with the extra oregano, and serve hot.

Chicken with beansprouts

serves 4

ingredients

- 100g/4oz chicken breast fillet,
skinned and cut into thin strips
- 1 teaspoon salt
- ¼ egg white, lightly beaten
- 1 teaspoon cornflour mixed
with 1½ teaspoons water to form
a paste
- 300ml/10fl oz vegetable oil
- 1 small onion, thinly shredded
- 1 small green pepper, seeded and
thinly shredded
- 1 small carrot, thinly shredded
- 100g/4oz fresh beansprouts
- ½ teaspoon granulated sugar
- 1 tablespoon light soy sauce
- 1 teaspoon rice wine
- ¼ teaspoon sesame oil

- Put the chicken in a bowl. Add a pinch of the salt, the egg white and the cornflour paste, and mix well.
- Heat a work or large frying pan over a high heat. Add the vegetable oil and, when the oil is hot enough, add the chicken and stir-fry for about 1 minute, separating the chicken strips. Remove with a slotted spoon and drain on kitchen paper.
- Pour off the oil, leaving about 2 tablespoons in the wok. Add the onion, green pepper and carrot, and stir-fry for about 2 minutes. Add the beansprouts and stir-fry for a few seconds.
- Return the chicken to the wok or pan with the remaining salt and the sugar, soy sauce and rice wine. Blend well and add 3 tablespoons water. Sprinkle with the sesame oil, and serve immediately.

Yellow bean chicken

serves 4

ingredients

- 1 egg white, beaten
- 1 tablespoon cornflour
- 450g/1lb skinless chicken breast fillets, cut into 2.5cm/1in cubes
- 1 tablespoon rice wine vinegar
- 1 tablespoon light soy sauce
- 1 teaspoon caster sugar
- 3 tablespoons vegetable oil
- 1 garlic clove, crushed
- 1cm/½in piece of fresh root ginger, grated
- 1 green pepper, seeded and diced
- 2 large mushrooms, sliced
- 3 tablespoons yellow bean sauce

- Mix the egg white and cornflour in a bowl. Add the chicken and turn in the mixture to coat. Set aside for 20 minutes.
- Mix the rice wine vinegar, soy sauce and sugar in a bowl. Remove the chicken from the egg white mixture.
- Heat a wok over a high heat. Add the oil and, when hot enough, add the chicken and stir-fry for 3–4 minutes until golden brown. Remove the chicken from the wok with a slotted spoon, set aside and keep warm.
- Add the garlic, ginger, pepper and mushrooms to the wok, and stir-fry for 1–2 minutes. Add the yellow bean sauce and cook for 1 minute.
- Stir in the vinegar mixture, and return the chicken to the wok. Cook for 1–2 minutes, and serve hot.

Spicy masala chicken

serves 6

ingredients

- 12 skinless chicken thighs
- 75ml/3fl oz freshly squeezed lemon juice
- 1 teaspoon grated fresh root ginger
- 1 garlic clove, crushed
- 1 teaspoon crushed dried red chillies
- 1 teaspoon salt
- 1 teaspoon Demerara sugar
- 2 tablespoons clear honey
- 2 tablespoons chopped fresh coriander leaves
- 1 fresh green chilli, finely chopped
- 2 tablespoons sunflower oil

- Prick the chicken with a fork, rinse and pat dry with kitchen paper.
- In a large mixing bowl, mix together the lemon juice, ginger, garlic, red chillies, salt, sugar and honey. Transfer the chicken to the spice mixture and coat well. Set aside to marinate for about 45 minutes.
- Preheat the grill to medium. Add the coriander and green chilli to the chicken thighs, and put them in a shallow flameproof dish.
- Pour any remaining marinade over the chicken and, using a pastry brush, baste with the oil.
- Grill the chicken thighs under the grill for 15–20 minutes, turning and basting occasionally, until cooked through and browned. Transfer to a serving dish, and serve immediately.

Chicken & vegetables

serves 4

ingredients

25g/1oz cornflour
300ml/10fl oz skimmed milk
1 teaspoon low-fat spread
1 teaspoon English mustard
75g/3oz low-fat Cheddar
cheese, grated
350g/12oz cooked mixed chopped
vegetables
175g/6oz cooked chicken,
skin removed
¼ teaspoon freshly grated nutmeg
salt and freshly ground black pepper

- Preheat the grill to medium.
- Blend the cornflour in a saucepan with the milk. Add the low-fat spread. Bring to the boil and cook for 1 minute, stirring all the time.
- Stir in a little salt and pepper, the mustard and two-thirds of the cheese. Fold in the vegetables and the chicken, and season with the nutmeg and a little more salt and pepper if required. Heat through.
- Turn into a flameproof serving dish, top with the remaining cheese and put under the grill until golden and bubbling. Serve immediately.

Sage chicken & rice

serves 4

ingredients

1 large onion, chopped
1 garlic clove, crushed
2 celery sticks, sliced
2 carrots, diced
2 sprigs of fresh sage
300ml/10fl oz chicken stock
350g/12oz skinless chicken breast
fillets, cut into 2.5cm/1 in cubes
225g/8oz wild rice
400g/14oz canned chopped
plum tomatoes
dash of Tabasco sauce
2 courgettes, thinly sliced
100g/4oz lean ham, diced
salt and freshly ground black pepper

- Put the onion, garlic, celery, carrots and sage in a large saucepan, and pour in the stock. Bring to the boil, cover the pan and simmer for 5 minutes.
- Stir the chicken into the pan with the vegetables. Cover the pan and continue to cook for a further 5 minutes. Stir in the rice and tomatoes.
- Add the Tabasco sauce and season well with salt and pepper. Bring to the boil, cover and simmer for 25 minutes.
- Stir in the courgettes and ham, and continue to cook, uncovered, for a further 10 minutes, stirring occasionally, until the rice is just tender. Remove and discard the sage, and serve hot.

Garlic & lime chicken

serves 4

ingredients

4 large skinless chicken breast fillets

50g/2oz garlic butter, softened

3 tablespoons chopped fresh
coriander leaves

1 tablespoon sunflower oil

finely grated zest and juice of
2 limes

25g/1oz Demerara sugar

- Put each chicken breast between two sheets of cling film, and pound with a rolling pin until flattened to about 1cm/½in thick.
- Mix together the garlic butter and coriander, and spread over each chicken breast. Roll the chicken up like a Swiss roll and secure with a cocktail stick.
- Heat a wok or heavy frying pan until hot. Add the oil, and when it is hot enough, add the chicken and cook, turning, for 15–20 minutes until cooked through.
- Remove the chicken from the wok or pan, and transfer to a chopping board. Loosely cover with foil to rest for a few minutes, then cut each chicken roll into slices.
- Add the lime zest, juice and sugar to the wok and heat gently, stirring, until the sugar has dissolved. Increase the heat and allow to bubble for 2 minutes.
- Arrange the chicken slices on warmed individual serving plates, and spoon the pan juices over to serve. Serve warm with boiled rice.

Chicken jalfrezi

serves 4

ingredients

1 teaspoon mustard oil	½ teaspoon chilli powder
3 tablespoons vegetable oil	½ teaspoon garam masala
1 large onion, finely chopped	1 teaspoon red wine vinegar
3 garlic cloves, crushed	1 small red pepper, seeded and chopped
1 tablespoon tomato purée	100g/4oz frozen broad beans
2 tomatoes, peeled and chopped	500g/1lb 2oz cooked chicken, cut into bite-size pieces
1 teaspoon ground turmeric	salt
½ teaspoon ground cumin	
½ teaspoon ground coriander	

- Heat the mustard oil in a large frying pan set over a high heat for about 1 minute until it begins to smoke. Add the vegetable oil, reduce the heat and add the onion and garlic. Fry until they are golden.
- Add the tomato purée, chopped tomatoes, turmeric, cumin, coriander, chilli powder, garam masala and vinegar to the frying pan. Stir the mixture until fragrant.
- Add the red pepper and beans, and stir for 2 minutes until the pepper is softened. Stir in the chicken and season with salt.
- Simmer gently for 6–8 minutes until the chicken is heated through and the beans are tender. Serve hot.

Turkey gumbo

serves 4

ingredients

25g/1oz margarine
225g/8oz fresh okra, chopped into
2.5cm/1in pieces
150g/5oz celery, chopped
1 onion, chopped
1 small green pepper, seeded
and chopped
2 garlic cloves, minced
225g/8oz tomato purée
400g/14oz canned chopped
plum tomatoes
200g/7oz cooked turkey, chopped

- Melt the margarine in a large frying pan. Add the okra and sauté for about 5 minutes until the okra loses its shiny appearance. Remove the okra pieces to a bowl.
- Add the celery, onion, green pepper and garlic to the pan. Sweat over a medium heat until the onion is soft and transparent. Add the tomato purée, tomatoes, 450ml/¾pt water, okra mixture and turkey.
- Reduce the heat to low, and cook for 10 minutes or until the turkey is heated through. Serve hot with rice.

Turkey & tomato hotpot

serves 4

ingredients

25g/1oz white bread, crusts removed
2 tablespoons milk
1 garlic clove, crushed
½ teaspoon caraway seeds
225g/8oz minced turkey
1 egg white
350ml/12fl oz chicken stock
400g/14oz canned chopped plum tomatoes
1 tablespoon tomato purée
100g/4oz easy-cook rice
salt and freshly ground black pepper

- Cut the bread into small cubes and put into a mixing bowl. Sprinkle the milk over them, and leave to soak for 5 minutes.
- Add the garlic, caraway seeds and turkey. Season with salt and pepper, and mix well.
- Whisk the egg white until stiff, then fold, half at a time, into the turkey mixture. Refrigerate for 10 minutes.
- While the turkey mixture is chilling, put the stock, tomatoes and tomato purée into a large saucepan and bring to the boil. Add the rice, stir and cook for 5 minutes. Reduce the heat to a gentle simmer.
- Meanwhile, shape the turkey mixture into 16 small balls. Carefully drop them into the stock, and simmer for a further 8–10 minutes until both the turkey balls and rice are cooked. Serve immediately.

Turkey meatloaf

serves 4

ingredients

1 tablespoon olive oil
1 onion, chopped
1 green pepper, seeded and finely chopped
1 garlic clove, chopped
450g/1lb minced turkey
50g/2oz fresh white breadcrumbs
1 egg, beaten
50g/2oz pine nuts
12 sun-dried tomatoes in oil, drained and chopped
75ml/3fl oz milk
2 teaspoons chopped fresh rosemary
1 teaspoon fennel seeds
½ teaspoon dried oregano
salt and freshly ground black pepper

- Preheat the oven to 190°C/375°F/Gas mark 5.
- Heat the oil in a frying pan. Add the onion, green pepper and garlic, and sweat over a low heat for 8–10 minutes, stirring frequently, until the vegetables are just softened. Remove from the heat and leave to cool.
- Put the minced turkey in a large bowl. Add the onion mixture and all the remaining ingredients, and mix thoroughly.
- Transfer to a 21 x 11cm/8 x 4in loaf tin, packing down firmly. Bake in the oven for 1 hour until golden brown. Serve hot.

Bacon-wrapped turkey burgers

serves 3

ingredients

12 rashers back bacon
450g/1lb minced turkey
200g/7oz dried breadcrumbs
1 teaspoon Worcestershire sauce
½ teaspoon garlic salt
salt and freshly ground black pepper

- Preheat the grill until hot.
- In a frying pan, dry-fry the bacon until beginning to crisp. Remove and set to one side.
- Mix together the turkey, breadcrumbs, Worcestershire sauce and garlic salt. Season with salt and pepper. Shape the mixture into 6 patties.
- Crisscross 2 rashers of bacon on each patty, tucking the ends under and securing with cocktail sticks. Cook under the hot grill for about 4 minutes on each side until the turkey springs back when touched and is no longer pink. Serve hot.

Chillies stuffed with turkey

serves 6

ingredients

vegetable oil for greasing
4 large fresh green chillies
100g/4oz low-fat Cheddar
cheese, grated
350g/12oz cooked turkey breast,
cut into 1cm/½in strips
100g/4oz plain flour
½ teaspoon baking powder
¼ teaspoon salt
125ml/4fl oz skimmed milk
3 eggs
150g/5oz mature Cheddar
cheese, grated

- Preheat the oven to 230°C/450°F/Gas mark 8. Lightly brush a large baking dish with vegetable oil.
- Slit the chillies on one side, remove the seeds and open out flat.
- Fill each chilli with a mixture of the low-fat Cheddar cheese and turkey. Fold over the edges of the chillies, and put seam side down in the prepared baking dish.
- In a medium bowl, combine the flour, baking powder and salt.
- In a small bowl, whisk the milk and eggs together, then slowly add to the flour mixture, beating until smooth. Pour over the chillies. Bake in the oven for 15 minutes.
- Remove from the oven, and sprinkle with the mature Cheddar cheese. Serve hot.

Turkey & macaroni cheese

serves 4

ingredients

1 onion, chopped
150ml/5fl oz vegetable stock
25g/1oz low-fat spread
25g/1oz plain flour
300ml/10fl oz skimmed milk
50g/2oz low-fat Cheddar
cheese, grated
1 teaspoon mustard powder
225g/8oz macaroni
4 rashers smoked turkey, halved
3 tomatoes, sliced
3 fresh basil leaves
1 tablespoon freshly grated
Parmesan cheese
salt and freshly ground black pepper

- Put the onion and stock in a non-stick frying pan. Bring to the boil, stirring occasionally, and cook for 5–6 minutes until the stock has reduced entirely and the onion is transparent.
- Put the low-fat spread, flour and milk in a saucepan, and season with salt and pepper. Whisk together over a medium heat until thickened and smooth. Draw aside and add the Cheddar, mustard and onion.
- Preheat the grill until medium-hot. Cook the macaroni in a large pan of lightly salted boiling water until al dente. Drain the macaroni thoroughly, and stir into the sauce. Transfer to a shallow ovenproof dish.
- Arrange the turkey rashers and tomatoes overlapping on top of the macaroni cheese. Tuck in the basil leaves, then sprinkle with the Parmesan and set under the grill to lightly brown the top. Serve hot.

Turkey spinach lasagne

serves 8

ingredients

100g/4oz frozen chopped spinach

vegetable oil for greasing

50g/2oz low-fat ricotta cheese

475g/1lb 1oz chopped
cooked turkey

500ml/18fl oz ready-prepared
spaghetti sauce

225g/8oz low-fat mozzarella
cheese, sliced

50g/2oz Parmesan cheese,
freshly grated

- Preheat the oven to 180°C/350°F/Gas mark 4.
- Thaw the spinach and squeeze out any liquid. Put about one-third of the spinach in the bottom of a lightly oiled casserole dish.
- Spread half of the ricotta over the spinach. Sprinkle on half of the turkey, and spoon over half of the spaghetti sauce. Top with half of the mozzarella. Repeat the layering process, finishing with the final third of spinach. Sprinkle the Parmesan cheese over the top.
- Bake in the oven for 45–50 minutes. Serve hot.

Duck with tomatoes

serves 4

ingredients

1 duck
350g/12oz cherry tomatoes
100g/4oz pitted black olives
300ml/10fl oz red wine
salt and freshly ground black pepper

- Preheat the oven to 220°C/425°F/Gas mark 7.
- Wipe the duck dry, pull out excess fat and prick the thick fatty bits of the skin using a skewer, particularly the area between legs and breast. Rub the skin with salt and pepper, and season the inside.
- Put the duck on a rack in a roasting tin, breast side up, and roast on the lowest shelf of the oven for 20 minutes. Turn the duck over and roast for a further 30 minutes.
- Reduce the oven temperature to 200°C/400°F/Gas mark 6, pour out the fat and roast for a further 15 minutes, breast-side up. Pour out any remaining fat, add the tomatoes, olives and wine, and roast for a further 15 minutes.
- Remove from the oven and allow the duck to rest for about 10 minutes before carving. Spoon the tomatoes and olives over each serving.

Mushroom & ginger duck

serves 4

ingredients

- 2.5kg/5½lb duck
- 1 teaspoon granulated sugar
- 50ml/2fl oz soy sauce
- 2 garlic cloves, crushed
- 8 dried Chinese mushrooms, soaked in 350ml/12fl oz warm water for 15 minutes
- 1 onion, sliced
- 5cm/2in piece of fresh root ginger, cut into matchsticks
- 200g/7oz baby sweetcorn
- ½ bunch of spring onions, white bulbs left whole and green tops sliced
- 2 tablespoons cornflour mixed with 4 tablespoons water to form a paste
- salt and freshly ground black pepper

- Cut the duck along the breast, open it up and cut along each side of the backbone. (Any trimmings of fat can be rendered in a frying pan, to use later in the recipe.) Cut each leg and each breast in half. Put in a bowl, rub with the sugar, then pour over the soy sauce and garlic.
- Drain the mushrooms, reserving the soaking liquid. Trim and discard the stalks.
- Fry the onion and ginger in the duck fat, in a heavy frying pan, until they give off a good aroma. Push to one side. Lift the duck slices out of the soy sauce, and fry them until browned. Add the mushrooms and the reserved soaking liquid.
- Add 600ml/1pt water to the pan. Season with salt and pepper, cover and cook over a gentle heat for about 1 hour until the duck is tender.
- Add the sweetcorn and the white part of the spring onions. Cook for a further 10 minutes. Remove from the heat and add the cornflour paste. Return to the heat and bring to the boil, stirring. Cook for 1 minute until glossy. Garnish with the green spring onion tops.
- Serve hot with plain boiled rice.

Mahogany duck

serves 4

ingredients

2 ducks	1 teaspoon crushed black peppercorns
2 slices white bread	175ml/6fl oz light soy sauce
2 spring onions	2 tablespoons clear honey
750ml/1¼pt beer	2 tablespoons dark brown sugar

For the marinade

50ml/2fl oz Scotch whisky
3 tablespoons grated fresh root ginger
1½ teaspoons chopped garlic
2 tablespoons grated orange zest
1 teaspoon crushed coriander seeds

For the sauce

375ml/13fl oz beef stock
2 teaspoons arrowroot dissolved in 3 tablespoons cold water

- Rinse the ducks, then pat dry with kitchen paper and remove any excess fat from the body cavities. Truss the ducks and arrange them, breast side up, several inches apart on a rack set over a large roasting tin.
- Combine all the marinade ingredients in a bowl. Leave to stand, covered and chilled, for 3 hours. Stir the marinade, and press through a fine sieve into a small bowl. Brush the ducks with some of the marinade, every 30 minutes, for 2½ hours, while keeping them refrigerated.
- Preheat the oven to 180°C/350°F/Gas mark 4.
- Stuff each duck with 1 bread slice and 1 spring onion. Spoon any remaining marinade into the cavities. Prick the ducks, except for the breast area, with a fork.
- Pour the beer into the roasting tin. Roast the ducks on the rack in the lower third of the oven for 30 minutes, then tent them with foil and roast for a further 30 minutes. Discard the foil and roast for another 30 minutes.
- Remove the stuffing ingredients with a spoon, and discard them and the pan juices. Pour the juices from the cavities through a fine sieve into a small bowl. Skim off the fat and reserve 50ml/2fl oz of the juices. Arrange the ducks on a platter and keep warm.
- In a saucepan, bring the stock to the boil, simmer for 15 minutes and stir in the reserved juices. Bring the mixture to a simmer. Stir the arrowroot mixture and add to the pan. Cook the mixture over medium-low heat, being careful not to boil, until thickened. Serve the duck with the sauce.

Duck with Cumberland sauce

serves 4

ingredients

4 duck portions
grated zest and juice of
1 lemon
grated zest and juice of
1 large orange
4 tablespoons redcurrant jelly
4 tablespoons port
pinch of ground ginger
1 tablespoon brandy
salt and freshly ground black pepper

- Preheat the oven to 190°C/375°F/Gas mark 5.
- Place a wire rack in a roasting tin. Prick the duck portions all over with a fork, and sprinkle with salt and pepper. Put on the rack and cook in the oven for 45–50 minutes until the juices run clear.
- Simmer the lemon and orange juices and zests together in a saucepan for 5 minutes. Stir in the redcurrant jelly until melted, then stir in the port. Bring to the boil, add the ginger and season with salt and pepper.
- Transfer the duck to a large serving plate, ensuring it is kept warm. Pour away the fat from the roasting tin, leaving the cooking juices. With the roasting tin over a low heat, stir in the brandy and bring to the boil. Stir in the port sauce, and serve with the duck.

Duck vindaloo

serves 4

ingredients

700g/1½lb boneless duck breasts
 6 dried red chillies, seeded and
 chopped
 150ml/5fl oz distilled malt vinegar
 6 garlic cloves, chopped
 2cm/1in piece of fresh root
 ginger, grated
 1 teaspoon crushed mustard seeds
 1 tablespoon ground coriander
 1 tablespoon ground cumin
 1 teaspoon ground turmeric
 1 tablespoon vegetable oil
 1 teaspoon salt
 1 tablespoon soft brown sugar

- Slice the duck breasts diagonally into 2cm/1in thick slices, and put them in a shallow non-reactive dish.
- Put the chillies, vinegar, garlic, ginger and mustard seeds in a blender or food processor, and purée to a smooth paste. Stir the ground coriander, cumin and turmeric into the paste.
- Pour this spice mixture over the duck slices, and mix until they are evenly coated. Cover and leave to marinate for 3 hours at room temperature or overnight in the refrigerator.
- Heat the oil in a heavy saucepan. Remove the duck from the marinade, reserving the marinade, and add the duck to the pan with the salt. Cook over a gentle heat for 5 minutes, then pour away any excess fat from the pan. Add the reserved marinade and 150ml/5fl oz water, and stir well. Cover and simmer, stirring, for 30 minutes or until the duck is tender.
- Stir in the sugar, increase the heat and cook the vindaloo over a medium-high heat for 6–8 minutes, stirring frequently to prevent it sticking. The sauce should be of a thick coating consistency. Serve hot with basmati rice.

Duck breasts with orange

serves 4

ingredients

4 duck breasts
1 tablespoon sunflower oil
2 oranges
150ml/5fl oz freshly squeezed
orange juice
1 tablespoon port
2 tablespoons orange marmalade
15g/½oz butter
1 teaspoon cornflour
salt and freshly ground black pepper

- Season the duck breast skin with salt and pepper. Heat the oil in a frying pan over a medium heat, and add the duck breasts, skin side down. Cover and cook for 3–4 minutes until lightly browned. Turn the breasts over, reduce the heat slightly and cook, uncovered, for 5–6 minutes.
- Peel the skin and pith from the oranges. Working over a bowl to catch any juice, slice either side of the membranes to release the orange segments, then set aside with the juice.
- Remove the duck breasts from the pan with a slotted spoon, drain on kitchen paper and keep warm in the oven while making the sauce.
- Drain off the fat from the pan. Add the segmented oranges, all but 2 tablespoons of the orange juice, the port and the orange marmalade to the pan. Bring to the boil, then reduce the heat slightly.
- Blend the cornflour with the reserved orange juice, pour into the pan and stir until slightly thickened. Add the duck breasts, and cook gently for about 3 minutes. Serve hot with the sauce.

Duck with pineapple

serves 4

ingredients

- 3 tablespoons vegetable oil
- 1 small onion, thinly shredded
- 3 slices of fresh root ginger, thinly shredded
- 1 spring onion, thinly shredded
- 1 small carrot, thinly shredded
- 175g/6oz cooked duck meat, cut into thin strips
- 100g/4oz canned pineapple cut into small slices, drained, with 2 tablespoons syrup reserved
- ½ teaspoon salt
- 1 tablespoon red rice vinegar
- 1 teaspoon cornflour mixed to a paste with 1½ teaspoons water

- Heat the oil in a wok or large heavy frying pan. Add the onion and stir-fry until opaque. Add the ginger, spring onion and carrot, and stir-fry for 1 minute.
- Add the duck meat and pineapple to the wok together with the salt, vinegar and reserved pineapple syrup. Stir until the mixture is well blended. Add the cornflour paste, and stir for 1–2 minutes until the sauce has thickened. Serve hot.

Duck with leek & cabbage

serves 4

ingredients

4 duck breasts

350g/12oz green cabbage,
thinly shredded

225g/8oz leeks, sliced

finely grated zest of 1 orange

125ml/4fl oz oyster sauce

1 teaspoon sesame seeds, toasted

- Heat a large wok, and dry-fry the duck breasts with the skin on for about 5 minutes on each side. Remove from the wok, transfer to a clean board and slice thinly with a sharp knife.
- Remove all but 1 tablespoon of the duck fat from the wok and discard.
- Add the cabbage, leeks and orange zest to the wok, and stir-fry for about 5 minutes until the vegetables have softened.
- Return the duck to the wok, and heat through for 2–3 minutes. Drizzle the oyster sauce over the mixture in the wok, toss well until all the ingredients are combined, and heat through.
- Scatter the stir-fry with the sesame seeds, transfer to a warm serving dish and serve hot.

Sweet & spicy duck

serves 4

ingredients

125ml/4fl oz dry sherry
125ml/4fl oz strong black tea
125ml/4fl oz light soy sauce
1 garlic clove, crushed
2 tablespoons clear honey
1 teaspoon ground cloves
salt and freshly ground black pepper
4 small duck breasts, skinned
15g/½oz low-fat spread

- Mix together the sherry, tea, soy sauce, garlic, honey, cloves and a little salt and pepper in a shallow dish. Add the duck and leave to marinate for 1 hour.
- Remove the duck from the marinade, and place on a grill rack. Preheat the grill to medium-high.
- Pour the marinade into a pan, and heat until reduced by half. Stir in the low-fat spread. Brush over the duck, and grill for 10–12 minutes on each side under the grill until golden and cooked through, brushing regularly with the marinade. Serve hot.

Quails with bacon & juniper

serves 4

ingredients

- 4 quails
- 3 tablespoons juniper berries
- 1 teaspoon black peppercorns
- 1 tablespoon chopped fresh sage
- 50g/2oz unsalted butter, slightly softened
- 8 rashers smoked streaky bacon

For the rösti

- 450g/1lb potatoes, peeled
- 1 bunch spring onions, finely chopped
- 1 red pepper, seeded and finely diced
- 3 tablespoons vegetable oil

- Preheat the oven to 200°C/400°F/Gas mark 6.
- Rinse the quails and pat dry with kitchen paper. Put in a roasting tin.
- Crush the juniper berries and black peppercorns together in a bowl, then mix with the sage leaves and butter to form a paste. Spread evenly over the quails, then place 2 rashers of bacon over each quail. Roast in the oven for 25–30 minutes until cooked through.
- To make the rösti, cook the potatoes in salted boiling water for 15 minutes, drain and allow to cool.
- Coarsely grate the potatoes into a large bowl, add the spring onions and red pepper, and mix well. Divide the mixture into eight, and shape into rounds.
- Heat the oil in a frying pan, and cook the rösti for 2–4 minutes on each side until golden brown and crisp. Keep warm.
- To serve, arrange each quail on 2 rösti rounds, and spoon any juices over. Serve immediately.

Guinea fowl with fennel

serves 4–6

ingredients

4 garlic cloves, chopped
2 tablespoons chopped rosemary
leaves
2 guinea fowl, each cut into
8 pieces
olive oil for drizzling
1 red onion, cut into 8 wedges
3 fennel bulbs, cut into 8 pieces
10 slices pancetta, cut into
1cm/½in pieces
250ml/9fl oz white wine
salt and freshly ground black pepper

- Preheat the oven to 200°C/400°F/Gas mark 6.
- Mix the garlic and rosemary with a pinch of salt and pepper in a small bowl.
- Put the guinea fowl in a separate bowl, drizzle with olive oil and add the garlic mixture. Make sure that each piece is thoroughly coated.
- Transfer the guinea fowl to a roasting tin, and add the red onion, fennel and pancetta. Drizzle with olive oil, and roast for 30 minutes.
- Add the wine and roast for a further 20 minutes. Increase the heat for the last few minutes to brown, and serve hot.

Poached guinea fowl

serves 4

ingredients

- 1.4kg/3lb guinea fowl
- 1 teaspoon salt
- 4 carrots, quartered
- 2 celery sticks, halved
- 1 bunch of spring onions, halved
- 2cm/1 in piece of fresh root ginger, sliced
- 2 bay leaves
- 10 black peppercorns

- Put the guinea fowl in a large pan with the salt. Cover with water and bring to the boil, skimming off the scum from the surface now and then. Add the carrots, celery, spring onions, ginger, bay leaves and peppercorns, and leave to simmer for 45 minutes or until the juices run clear when the thigh is pierced with a skewer.
- Lift the guinea fowl onto a plate, and leave to cool slightly. Strain the remaining stock into a large shallow pan, bring back to the boil and boil rapidly for about 10 minutes until reduced and well flavoured.
- Remove the skin from the guinea fowl, then cut into joints. To do this, first cut off the legs and cut them in half at the joint. Carefully cut the breast meat away from the bones in two large pieces, then cut each one across into two smaller pieces.
- Serve hot with potatoes.

Poussins in vermouth

serves 4

ingredients

4 oven-ready poussins, about
450g/1lb each
50g/2oz butter, softened
2 shallots, chopped
4 tablespoons chopped fresh
flat-leaf parsley
225g/8oz white grapes, halved
and seeded
150ml/5fl oz dry white vermouth
1 teaspoon cornflour
60ml/2½fl oz double cream
salt and freshly ground black pepper

- Preheat the oven to 200°C/400°F/Gas mark 6.
- Rinse the poussins and pat dry with kitchen paper. Spread the butter all over the birds, and put a hazelnut-sized piece in the cavity of each bird.
- Mix together the shallots and parsley. Put a quarter of the shallot mixture inside each bird.
- Put the birds in a roasting tin, and roast in the oven for 40–50 minutes until the juices run clear when the thigh is pierced with a skewer. Transfer to a serving platter and keep warm.
- Skim off most of the fat from the tin, then add the grapes and vermouth. Put the tin over a low heat for a few minutes to warm the grapes. Lift the grapes out of the tin with a slotted spoon, and scatter them around the birds. Keep covered.
- Stir the cornflour into the cream, then add to the pan juices. Cook gently for a few minutes, stirring, until the sauce has thickened. Taste and adjust the seasoning. Pour the sauce around the poussins, and serve hot.

Baked Cornish game hens

serves 6

ingredients

150g/5oz butter, melted
1 onion, chopped
1 celery stick, chopped
½ green pepper, seeded
and chopped
225g/8oz mushrooms, chopped
1 garlic clove, minced
2 tablespoons chopped fresh
basil leaves
1 teaspoon dried oregano
2 tablespoon chopped fresh
flat-leaf parsley
6 Cornish game hens
salt and freshly ground black pepper

- Preheat the oven to 170°C/325°F/Gas mark 3.
- Put 100g/4oz of the butter in a large saucepan. Add the onion, celery, green pepper, mushrooms, garlic, basil and parsley. Gently sweat until the vegetables are tender but not browned.
- Rinse the hens well and pat dry with kitchen paper. Season inside and out with salt and pepper. Stuff each of them with equal amounts of the vegetable mixture, and put them in a baking dish, breast side up.
- Drizzle with the remaining butter, cover and roast in the oven for 1½ hours. Remove from the oven and rest, covered with foil, for a few minutes, then serve hot.

Autumn fruit game hens

serves 8

ingredients

8 Cornish game hens
12 garlic cloves, crushed
4 tablespoons chopped
fresh oregano
200ml/7fl oz red wine vinegar
150ml/1/4pt olive oil
200g/7oz prunes, pitted
175g/6oz dried apricots
150g/5oz pitted green olives
50g/2oz capers, rinsed
and drained
8 bay leaves
175g/6oz soft brown sugar
225ml/8fl oz dry white wine
4 tablespoons chopped fresh parsley
salt and freshly ground black pepper

- Clean the hens well under running cold water. Pat dry with kitchen paper. In a large bowl, combine the hens, garlic, oregano, vinegar, oil, prunes, apricots, olives, capers and bay leaves. Season with salt and pepper. Cover and marinate in the refrigerator overnight.
- Preheat the oven to 180°C/350°F/Gas mark 4. Arrange the game hens in shallow roasting tins. Spoon the marinade over the top. Sprinkle evenly with the brown sugar, and pour the wine around them. Roast for 1–1½ hours, basting frequently, until golden.
- Transfer the hens, fruit, olives and capers to a serving platter. Moisten with the pan juices and sprinkle with the parsley. Serve hot, passing around the remaining pan juices in a sauceboat.

Honey-glazed goose

serves 6

ingredients

5.4kg/12lb goose

For the marinade

- 3 tablespoons clear honey
- 1 teaspoon chopped fresh thyme
- 1 teaspoon chopped fresh coriander
- 4 tablespoons light soy sauce
- 3 garlic cloves, crushed
- 1 teaspoon grated fresh root ginger
- 1 teaspoon five-spice powder
- 1 teaspoon ground coriander
- pinch of ground cinnamon

- Rinse the goose inside and out, and pat dry with kitchen paper. Remove the wing tips, neck and gizzard. Truss the goose, and place in a non-metallic dish.
- Mix together all the marinade ingredients in a large jug, and pour over the goose. Cover and leave to marinate in the refrigerator overnight, turning and basting occasionally.
- Preheat the oven to 220°C/425°F/Gas mark 7.
- Remove the goose from the marinade, and pat dry with kitchen paper. Weigh the bird, transfer to a rack in a roasting tin and cover with foil. Roast for 20 minutes, then reduce the temperature to 200°C/400°F/Gas mark 6, and roast for 15 minutes per 450g/1lb.
- Serve with roast potatoes and vegetables.

Fish & Seafood

Whether you prefer a spicy meal or a more subtle taste sensation, this chapter offers you a fantastic range of ways to cook all types of fish and seafood, ranging from Salmon Burgers and Prawn Kebabs, to more formal recipes including Sole Véronique, Stuffed Crabs, and Squid with Wine and Rosemary. And cooking with fish and seafood employs a wide range of cooking techniques, from frying and grilling to poaching and baking, so this chapter will also help you to hone your cooking skills.

Grilled stuffed sole

serves 4

ingredients

1 tablespoon olive oil
25g/1oz butter
1 small onion, finely chopped
1 garlic clove, chopped
3 sun-dried tomatoes, chopped
2 tablespoons fresh lemon
thyme leaves
50g/2oz fresh breadcrumbs
1 tablespoon freshly squeezed
lemon juice
4 small whole sole, gutted and
cleaned
lemon wedges, to garnish
salt and freshly ground black pepper

- Preheat the grill. Heat the oil and butter in a frying pan until it just begins to foam. Add the onion and garlic to the frying pan, and cook, stirring, for 5 minutes, or until just softened.
- To make the stuffing, mix together the tomatoes, thyme, breadcrumbs and lemon juice in a bowl, then season with salt and pepper.
- Add the stuffing mixture to the pan, and stir to mix.
- Using a sharp knife, pare the skin from the bone inside the gut hole of the fish to make a pocket. Spoon the stuffing into the pocket.
- Cook the fish, under the grill, for 6 minutes on either side, or until golden brown. Transfer to serving plates, garnish with lemon wedges and serve immediately.

Spicy coconut prawns

serves 3–4

ingredients

3 fresh red chillies, seeded
and chopped
2 shallots, chopped
1 lemon grass stalk, chopped
3 garlic cloves, chopped
1 teaspoon ground turmeric
1 teaspoon ground coriander
1 tablespoon groundnut oil
2 kaffir lime leaves
1 teaspoon soft brown sugar
2 tomatoes, peeled and chopped
250ml/9fl oz coconut milk
700g/1½lb large raw prawns,
peeled and deveined
squeeze of lemon juice
salt

- Using a mortar and pestle, pound together the chillies, shallots, lemon grass, garlic, turmeric and coriander until the mixture forms a paste.
- Heat a wok until hot, add the oil and swirl it around. Add the spice paste and stir-fry for 2 minutes. Pour in 250ml/9fl oz water and add the lime leaves, sugar and tomatoes. Simmer for 8–10 minutes until most of the liquid has evaporated.
- Add the coconut milk and prawns, and cook gently, stirring, for 4 minutes until the prawns are pink. Season with lemon juice and salt to taste. Serve immediately.

Seafood lasagne

serves 4

ingredients

50g/2oz butter	400g/14oz canned chopped plum tomatoes
50g/2oz plain flour	450g/1lb mixed skinless white fish fillets, cubed
1 teaspoon mustard powder	225g/8oz scallops, trimmed
600ml/1pt milk	4–6 sheets fresh lasagne
2 tablespoons olive oil, plus extra for oiling	225g/8oz mozzarella cheese, chopped
1 onion, chopped	salt and freshly ground black pepper
2 garlic cloves, finely chopped	
1 tablespoon fresh thyme leaves	
450g/1lb mixed mushrooms, sliced	
150ml/5fl oz white wine	

- Preheat the oven to 200°C/400°F/Gas mark 6.
- Melt the butter in a saucepan over a low heat. Add the flour and mustard powder, and stir until smooth. Cook gently for 2 minutes without colouring.
- Gradually add the milk, whisking until smooth. Bring to the boil and simmer for 2 minutes. Remove from the heat and reserve. Cover the surface of the sauce with cling film to prevent a skin forming.
- Heat the oil in a large frying pan over a low heat. Add the onion, garlic and thyme, and sweat for 5 minutes until softened. Add the mushrooms and cook for a further 5 minutes until softened. Stir in the wine, and boil rapidly until nearly evaporated. Stir in the tomatoes. Bring to the boil, reduce the heat slightly and simmer, covered, for 15 minutes. Season with salt and pepper.
- Lightly oil a lasagne dish. Spoon half of the tomato sauce over the bottom of the dish, and top with half of the fish and scallops. Layer half of the lasagne over this, and cover with half of the white sauce. Dot with half of the mozzarella. Repeat the layers, finishing with the mozzarella.
- Bake in the oven for 30–40 minutes until bubbling, golden and cooked through. Remove from the oven and leave to stand for 10 minutes before serving hot.

Basque tuna stew

serves 4

ingredients

2 tablespoons olive oil
1 onion, chopped
2 garlic cloves, chopped
200g/7oz canned chopped
plum tomatoes
700g/1½lb potatoes, cut into
5cm/2in chunks
3 green peppers, seeded and
roughly chopped
900g/2lb fresh tuna, cut into chunks
salt and freshly ground black pepper

- Heat the olive oil in a saucepan over a low heat. Add the onion and cook for 8–10 minutes until soft and golden. Add the garlic and cook for a further 1 minute. Add the tomatoes, cover and simmer for about 30 minutes until thickened.
- Meanwhile, mix together the potatoes and peppers in a large clean saucepan. Add 300ml/10fl oz water, which should just cover the vegetables. Bring to the boil over a medium heat, and simmer for 15 minutes until the vegetables are almost tender.
- Add the tuna chunks and the tomato mixture to the potatoes and peppers, and season with salt and pepper. Cover and simmer for 6–8 minutes until the tuna is tender. Transfer to four warmed large individual bowls, and serve immediately.

Californian prawn & scallop stir-fry

serves 6

ingredients

3 tablespoons vegetable oil
4 tablespoons pine nuts
450g/1lb raw prawns
450g/1lb scallops, quartered
if large
2 teaspoon grated fresh root ginger
1 fresh green chilli, deseeded and
finely chopped
2 garlic cloves, finely chopped
1 red pepper, seeded and chopped
225g/8oz spinach, stalks removed
4 onions, sliced
4 tablespoons fish stock
4 tablespoons light soy sauce
4 tablespoons rice wine
1 tablespoon cornflour

- Heat the oil in a wok and add the pine nuts. Cook over a low heat, stirring continuously, until lightly browned. Remove with a slotted spoon and drain on kitchen paper. Set aside.
- Add the prawns and scallops to the oil remaining in the wok and stir over a moderate heat until the scallops are beginning to look opaque and firm, and the prawns are pink.
- Add the ginger, chilli, garlic and pepper, and cook for a few minutes over a medium-high heat. Add the spinach and onion, and stir-fry briefly. Mix the remaining ingredients together in a bowl, and pour over the ingredients in the wok.
- Increase the heat to bring the liquid quickly to a boil, stirring the ingredients continuously. Once the liquid thickens, stir in the reserved pine nuts, and serve immediately.

Mild prawn curry

serves 4

ingredients

75g/3oz desiccated coconut
 300ml/10fl oz boiling milk
 1 onion, finely chopped
 3 tablespoons sunflower oil
 2.5cm/1in piece of fresh root
 ginger, chopped
 2 tablespoons Thai fish sauce
 350g/12oz basmati rice
 1kg/2¼lb raw tiger prawns,
 peeled and deveined

For the masala
 ½ tablespoon cumin seeds
 ½ tablespoon coriander seeds
 seeds from 6 green
 cardamom pods
 ½ teaspoon black peppercorns
 1 teaspoon dried red chilli flakes
 ½ teaspoon ground turmeric

- Make the masala by toasting the cumin, coriander and cardamom seeds, peppercorns, chilli flakes and turmeric in a dry frying pan over a low heat for 2–3 minutes until aromatic. Grind to a powder using a mortar and pestle.
- Put the coconut in a bowl, and pour the milk over it. Leave to steep for 20 minutes.
- Sweat the onion in the oil until translucent. Add the masala, stir through and fry gently for 2–3 minutes. Add the ginger, and strain the coconut milk into the mixture through a sieve. Simmer for 10–15 minutes, then add the fish sauce.
- Cook the rice in rapidly boiling water for 8–10 minutes, but do not overcook. Drain.
- Add the prawns to the sauce, and cook for 5–6 minutes until the prawns turn pink. Serve hot with the basmati rice.

Squid sambal

serves 4

ingredients

- 3 tablespoons groundnut oil
- 1 tablespoon tamarind pulp, soaked
in 150ml/5fl oz water for
10 minutes
- 1½ teaspoons paprika
- 1 teaspoon granulated sugar
- ½ teaspoon salt
- 450g/1lb small squid with tentacles,
cleaned

For the spice paste

- 2 large onions, chopped
- 2 garlic cloves, chopped
- 1 teaspoon dried shrimp paste
- 1½ tablespoons sambal oelek
- 1 tablespoon chopped fresh
lemon grass

- Put the ingredients for the spice paste in a blender or food processor, and blend to produce a thick paste.
- Heat the oil in a large saucepan, add the paste and fry over a medium heat for 8 minutes, stirring constantly, until the paste is cooked and lightly golden.
- Strain the tamarind pulp through a sieve, discard the pulp and add the strained tamarind liquid to the pan with the paprika, sugar and salt. Cook the sambal sauce over a very heat, stirring occasionally, for about 10 minutes.
- Cut the squid tubes into 2.5cm/1in thick rings, and add them and the tentacles to the pan.
- Increase the heat and cook the squid sambal, stirring constantly, for 5–6 minutes or until the squid is cooked and the sauce is thick. Serve hot.

Fish fillets in wine sauce

serves 3–4

ingredients

vegetable oil for deep-frying
900g/2lb sole fillets, cut into
5 x 2.5cm/2 x 1cm pieces
2 egg whites, lightly beaten
3 tablespoons cornflour

For the sauce

3 tablespoons vegetable oil
2 teaspoons caster sugar
125ml/4fl oz dry white wine
50ml/2fl oz rice wine
1 teaspoon salt
2 tablespoons cornflour
175ml/6fl oz fish stock

- In a small deep heavy skillet or frying pan, heat the oil for deep-frying over a medium heat. When the oil is hot, dip each piece of fish in the egg whites, then dredge through the cornflour to coat thoroughly.
- Deep-fry each piece of sole quickly to crisp the outside, about 1 minute each. Remove from the oil with a slotted spoon and drain on kitchen paper. Continue until all the sole is fried.
- For the sauce, heat the oil in a wok over a medium heat. Add the sugar, white wine, rice wine and salt, stirring all the time.
- Blend the cornflour and stock together, add to the wok and stir until the sauce thickens. Carefully put the sole pieces in the wok, and turn them a few times to coat. Serve hot.

Fish loaf

serves 4

ingredients

50g/2oz butter, melted, plus extra
for greasing

900g/2lb cod fillets, minced

1 small onion, chopped

2 tablespoons fresh white
breadcrumbs

1 teaspoon salt

2 eggs

2 tablespoons sour cream

For the sauce

1 small onion, finely chopped

25g/1oz butter

1 tablespoon flour

300ml/10fl oz milk

1 teaspoon lemon juice

225g/8oz mushrooms, thinly sliced

1 tablespoon sour cream

salt and freshly ground
black pepper

- Preheat the oven to 180°C/350°F/Gas mark 4. Grease a 1.2 litre/2pt loaf tin with butter.
- Mix the cod, onion, breadcrumbs, salt, eggs, sour cream and melted butter together in a large bowl. Scrape into the prepared loaf tin, and press down firmly. Bake in the oven for 45 minutes.
- To make the sauce, sweat the onion in the butter until transparent. Add the flour and cook for 1 minute. Add the milk, lemon juice and mushrooms. Season with salt and pepper. Cook until the sauce thickens.
- Add the sour cream to the sauce just before serving. Serve the fish loaf hot with the accompanying sauce.

Pan-seared halibut

serves 4

ingredients

- 1 teaspoon olive oil
- 4 skinless halibut steaks, about 175g/6oz each
- ½ teaspoon cornflour, mixed with 2 teaspoons cold water to form a paste
- salt and freshly ground black pepper

For the relish

- 2 red onions, grated
- 6 shallots, grated
- 1 tablespoon freshly squeezed lemon juice
- 2 teaspoons olive oil
- 2 tablespoons red wine vinegar
- 2 teaspoons caster sugar
- 150ml/5fl oz fish stock

- To make the relish, put the onions and shallots in a small bowl, and toss in the lemon juice.
- Heat the oil for the relish in a frying pan over a medium heat. Tip in the onions and shallots, and sauté for 3–4 minutes until just softened. Add the vinegar and sugar, and continue to cook for a further 2 minutes over a high heat. Pour in the stock, and season well with salt and pepper. Bring to the boil and simmer gently for 10 minutes until the sauce has thickened and slightly reduced.
- Brush a frying pan with the oil, and heat over a medium-high heat until hot. Press the fish into the pan to seal, reduce the heat and cook for 4 minutes. Turn the fish over and cook for 5 minutes until cooked through. Drain on kitchen paper and keep warm.
- Stir the cornflour paste into the relish and heat through, stirring, until it has thickened. Check and adjust the seasoning if necessary. Pile the relish onto serving plates and top with the halibut.

Salmon with lemon mash

serves 4

ingredients

4 salmon steaks, about
150g/5oz each
225g/8oz spinach leaves

For the lemon mash

450g/1lb potatoes, cubed
25g/1oz butter
2 tablespoons milk
finely grated zest of ½ lemon

For the sauce

25g/1oz butter
25g/1oz plain flour
200ml/7fl oz skimmed milk
finely grated zest of ½ lemon
4 tablespoons chopped fresh herbs
1 red pepper, finely chopped
1 egg, lightly beaten
salt and freshly ground black pepper

- Cook the potatoes in boiling water for 15–20 minutes until tender.
- Meanwhile, make the sauce. Melt the butter in a saucepan, add the flour and cook, stirring, for 1 minute. Remove from the heat and gradually stir in the milk.
- Return to the heat and bring to the boil, stirring, until thickened and smooth. Add the lemon zest, herbs, red pepper and egg. Season with salt and pepper. Stir well.
- Heat a non-stick frying pan, and cook the salmon for 3–5 minutes on each side until golden brown. Transfer to a flameproof dish.
- Spoon the sauce over the fish, and put under a hot grill until the sauce is set and the salmon is just cooked through.
- Meanwhile, lightly steam the spinach for 8 minutes in a steamer set over a pan of boiling water.
- Drain and mash the potatoes, then stir in the butter, milk and lemon zest. Serve with the fish and spinach.

Seafood balti

serves 4

ingredients

For the seafood

225g/8oz cod fillet, skinned
and cubed
225g/8oz peeled and deveined
cooked prawns
6 crab sticks, halved lengthways
1 tablespoon freshly squeezed
lemon juice
1 teaspoon ground coriander
1 teaspoon chilli powder
1 teaspoon salt
1 teaspoon ground cumin
40g/1½oz cornflour

For the vegetables

300ml/10fl oz corn oil
2 onions, chopped
½ cauliflower, cut into florets
100g/4oz French beans, cut into
2.5cm/1 in lengths
175g/6oz sweetcorn
1 teaspoon shredded fresh
root ginger
1 teaspoon chilli powder
1 teaspoon salt
4 fresh green chillies, sliced
2 tablespoons chopped fresh
coriander leaves

- Put the cod, prawns and crab sticks in a mixing bowl.
- In a separate bowl, mix together the lemon juice, ground coriander, chilli powder, salt and cumin. Pour this over the seafood, and mix together thoroughly using your hands.
- Sprinkle on the cornflour, and mix again until the seafood is well coated. Set aside in the refrigerator for about 1 hour to allow the flavours to develop.
- To make the vegetable mixture, heat half of the oil in a preheated wok. Add the onions and stir-fry until lightly browned.
- Add the cauliflower, beans, sweetcorn, ginger, chilli powder, salt and chillies. Stir-fry for 7–10 minutes over a medium heat.
- Spoon the fried vegetables around the edge of a shallow dish, leaving a space in the middle for the seafood.
- Wash the pan, then heat the remaining oil to fry the seafood pieces. Fry in two or three batches until the pieces are golden brown. Remove with a slotted spoon and drain on kitchen paper.
- Arrange the seafood in the middle of the dish of vegetables, and serve immediately.

Seafood kebabs

serves 6

ingredients

700g/1½lb salmon fillet, skinned
and cut into 2.5cm/1in chunks
12 queen scallops, halved if they
are large
12 raw king prawns, peeled and
deveined, but tail left intact
4 tablespoons freshly squeezed
lime juice
2 tablespoons olive oil
4 fresh basil leaves, shredded
12 fresh bay leaves
salt and freshly ground black pepper

For the sauce

1 teaspoon grated fresh root ginger
1 tablespoon freshly squeezed
lime juice
12 fresh basil leaves, chopped
100g/4oz butter, softened
75ml/3fl oz dry white wine

- Soak 12 bamboo skewers in water for at least 30 minutes to prevent them burning.
- Put all the seafood in a bowl, and mix with the lime juice, oil and basil. Season with salt and pepper.
- Thread the salmon, prawns and scallops alternately onto the skewers, adding a bay leaf to each skewer.
- To make the sauce, beat together the ginger, lime juice, basil and butter with a little seasoning until well combined.
- Cook the kebabs under a medium grill or on a barbecue for 8–10 minutes, turning occasionally, until evenly cooked and lightly browned on all sides.
- Meanwhile, boil the wine until it is reduced to 2 tablespoons. Remove from the heat, and gradually whisk into the sauce. Serve the hot kebabs with the sauce.

Mediterranean plaice rolls

serves 4

ingredients

75g/3oz butter, plus extra
for greasing
4 plaice fillets, about 225g/8oz
each, skinned
1 small onion, chopped
1 celery stick, finely chopped
100g/4oz fresh white breadcrumbs
3 tablespoons chopped fresh
flat-leaf parsley
2 tablespoons pine nuts, toasted
4 pieces sun-dried tomatoes in oil,
drained and chopped
50g/2oz canned anchovy fillets,
drained and chopped
freshly ground black pepper

- Preheat the oven to 180°C/350°F/Gas mark 4. Grease an ovenproof dish with a little butter.
- Cut the plaice fillets in half lengthways to make 8 smaller fillets. Melt the butter in a pan, and add the onion and celery. Cover and sweat for 15 minutes, until soft. Do not allow to brown.
- Combine the breadcrumbs, parsley, pine nuts, sun-dried tomatoes and anchovies. Stir in the softened vegetables with the buttery juices and season with pepper.
- Divide the stuffing into eight portions. Taking one portion at a time, form the stuffing into balls, then roll up each one inside a plaice fillet. Secure each roll with a cocktail stick.
- Put the rolled-up fillets in the ovenproof dish. Bake for about 20 minutes until the fish flakes easily when tested with a fork. Remove the cocktail sticks, then serve the hot plaice rolls with a little of the cooking juices drizzled over.

Poached red emperor

serves 4

ingredients

- 900ml/1½pt coconut milk
- 2 teaspoons grated fresh root ginger
- 3 fresh red chillies, finely chopped
- 1 tablespoon chopped coriander
- 6 shallots, finely chopped
- 6 kaffir lime leaves
- 2 lemon grass stalks, white part only and tough outer layer removed, sliced
- 2 teaspoons grated lime zest
- 500ml/18fl oz fish stock
- 75ml/3fl oz Thai fish sauce
- 75ml/3fl oz freshly squeezed lime juice, strained
- 4 red emperor fillets, about 250g/9oz each

- Bring the coconut milk to the boil in a saucepan, and boil for 3 minutes. Add the ginger, chillies, coriander, shallots, lime leaves, lemon grass and lime zest, and bring back to the boil. Add the stock and fish sauce, and simmer for 15 minutes.
- Pass through a sieve, and add the lime juice.
- Heat the sauce in a wide frying pan and, when it comes to the boil, add the fish, then reduce the heat and simmer gently for 10–15 minutes until just cooked through.
- Transfer the fish to a serving platter and drizzle the sauce over the top. Serve immediately.

Smoked haddock quiche

serves 4

ingredients

225g/8oz ready-made shortcrust
pastry
25g/1oz butter
1 onion, sliced
15g/½oz plain flour
125ml/4fl oz milk
3 eggs, beaten
75g/3oz Cheddar cheese, grated
225g/8oz cooked smoked
haddock, flaked
3 tomatoes, chopped
salt and freshly ground black pepper

- Preheat the oven to 180°C/350°F/Gas mark 4. Roll out the pastry and use to line a 23cm/9in flan dish.
- Melt the butter in a saucepan, and sweat the onion until soft. Stir in the flour, then the milk, and bring to the boil, stirring continuously.
- Remove the sauce from the heat and add the eggs and half of the cheese. Season with salt and pepper.
- Arrange the flaked fish and tomatoes on the pastry, and pour the sauce over the top. Sprinkle with the remaining cheese.
- Bake in the oven for 30–40 minutes until set and golden brown.

Fish Wellington

serves 6

ingredients

50g/2oz butter
3 onions, thinly sliced
2 skinless monkfish fillets, about
300g/11oz each
½ teaspoon sweet smoked paprika
2 red peppers
1 large aubergine, cut into
1cm/½in slices
vegetable oil for brushing
375g/13oz block frozen puff pastry,
thawed
25g/1oz dried breadcrumbs
1 egg, lightly beaten
salt and freshly ground black pepper

- Melt the butter in a saucepan, add the onion and stir to coat. Cover and sweat gently over a low heat, stirring occasionally, for 15 minutes. Uncover and cook, stirring, for another 15 minutes. Cool, then season with salt and pepper.
- Preheat the oven to 220°C/ 425°F/Gas mark 7.
- Rub one side of each monkfish fillet with the paprika, and put one fillet on top of the other.
- Cut the peppers into quarters, remove the seeds and cook, skin side up, under a hot grill until the skin blackens. Let them cool, then peel off and discard the skin and dice the flesh.
- Put the aubergine on a baking tray. Brush with oil and sprinkle with salt and pepper. Grill until golden, then turn and brown the other side.
- Roll out the pastry on a floured work surface until large enough to enclose the fish. Sprinkle the breadcrumbs lengthways along the centre of the pastry, and put the fish on top of the breadcrumbs. Top with the onion, then the red pepper, then the aubergine.
- Brush the pastry edges with the egg. Fold the pastry over, pressing firmly together to seal. Brush with egg, then bake in the oven for 30 minutes. Slice and serve hot.

Mixed seafood chowder

serves 6–8

ingredients

1 onion, finely chopped	1 bay leaf
1 green pepper, seeded and finely chopped	1 teaspoon salt
2 celery sticks, finely sliced	½ teaspoon freshly ground black pepper
1 carrot, finely chopped	450g/1lb halibut steak
3 garlic cloves, finely minced	12 fresh mussels
3 tablespoons olive oil	375ml/13fl oz dry white wine
450g/1lb canned chopped plum tomatoes	250g/9oz raw prawns, peeled and deveined
250ml/9fl oz tomato purée	250g/9oz scallops
1 tablespoon chopped fresh basil leaves	

- Put the onion, green pepper, celery, carrot, garlic and olive oil in a heavy saucepan or casserole dish, and sauté the vegetables on a medium heat for 15–20 minutes. Stir in the tomatoes, tomato purée, basil, bay leaf, salt and pepper.
- Increase the heat and bring to a rolling boil for 1–2 minutes, then reduce the heat to low and simmer for 2 minutes.
- Meanwhile, skin and wash the halibut and cut into bite-size pieces. Scrub the mussels thoroughly, removing the beards. Discard any that are damaged or do not close when tapped on the work surface.
- Stir the white wine into the sauce, and remove and discard the bay leaf. Add the halibut, prawns and scallops, and simmer for 10 minutes. Arrange the mussels in a layer on top of the fish in the saucepan. Cover tightly and steam for about 10 minutes or until the shells are fully opened and the halibut flakes easily. Discard any mussels that do not open in the cooking.
- Ladle into individual serving bowls and serve immediately.

Prawn & paneer kebabs

serves 4

ingredients

3 tablespoons Greek-style yogurt
450g/1lb large prawns, peeled
and deveined but tails left intact
½ red pepper, seeded and cut into
chunks
½ yellow pepper, seeded and cut
into chunks
½ red onion, cut into small chunks
100g/4oz paneer cheese, cubed
75ml/3fl oz vegetable oil
1 teaspoon mustard seeds
3 curry leaves
25g/1oz grated coconut

For the spice paste
5 fresh green chillies
3 fresh red chillies
2 garlic cloves
2.5cm/1in piece of fresh root
ginger, chopped
2 tablespoons freshly squeezed
lemon juice
2 tablespoons vinegar
1 tablespoon cumin seeds
1 tablespoon garam masala
pinch of ground turmeric

- To make the spice paste, put all the ingredients in a blender or food processor and add 75ml/3fl oz water. Purée to a fine paste.
- Transfer the paste to a large bowl, add the yogurt and mix well. Stir in the prawns, peppers and onion, and marinate in the refrigerator for 1 hour.
- Spear the prawns, vegetables and paneer alternately onto bamboo or metal skewers.
- Heat 4 tablespoons of the oil in a large frying pan over a medium heat. Put the kebabs in the pan and cook for 10 minutes, turning regularly to brown evenly.
- In a separate frying pan, heat the remaining oil, then add the mustard seeds and curry leaves. As the mustard seeds begin to pop, pour the contents of the pan over the cooked kebabs.
- Transfer the kebabs to serving plates, garnish with the coconut and serve immediately.

Note You can substitute feta or similar white cheese for the paneer if you cannot find it, but it will be much saltier.

Pan-fried crusted fish curry

serves 4

ingredients

- 4 dried red chillies
- 100g/4oz shallots
- 3 garlic cloves, chopped
- 2 lemon grass stalks, white part only
and tough outer layer removed,
finely sliced
- 4 fresh coriander roots
- 2 teaspoons grated lime zest
- ½ teaspoon green peppercorns,
roughly chopped
- 125ml/4fl oz vegetable oil
- 4 skinless snapper fillets, about
200g/7oz each
- 125ml/4fl oz coconut milk
- 1 tablespoon Thai fish sauce
- 4 kaffir lime leaves, finely shredded
- 2 tablespoons freshly squeezed
lime juice

- Soak the chillies in a bowl of boiling water for 15 minutes. Drain and chop roughly.
- Put the chillies, shallots, garlic, lemon grass, coriander, lime zest, peppercorns and 1 tablespoon of the oil in a blender or food processor, and purée until a smooth paste forms. Spread the paste over one side of each snapper fillet.
- Heat the remaining oil in a large heavy pan. Cook the snapper fillets for 3 minutes on each side until just cooked.
- Stir together the coconut milk, fish sauce, lime leaves and lime juice in a bowl or jug. Pour over the snapper fillets, and simmer for 3 minutes. Serve hot.

Salmon in aspic

serves 10

ingredients

- 1.8kg/4lb whole fresh salmon
- 1 teaspoon aspic jelly crystals
- 2 tablespoons redcurrant jelly

For the sauce

- 150ml/5fl oz red wine vinegar
- 1 onion, sliced
- 3 bay leaves
- 12 black peppercorns
- 450ml/¾pt water

- Put the sauce ingredients in a large pan, and simmer for 20 minutes. Cool and drain through a sieve.
- Put the salmon in a large heavy roasting tin, and pour the sauce over it. Cover the tin and poach very gently for 20–30 minutes. Leave to cool.
- When completely cold, gently lift the fish out of the roasting tin. Carefully peel off the skin and scrape off any dark brown flesh.
- Strain the cooking liquid through muslin, pour into a large pan and boil over a high heat until the liquid has reduced to 300ml/10fl oz. Add the aspic and redcurrant jelly, and stir to dissolve. Leave to cool and chill until nearly set.
- Arrange the salmon on a plate, and brush with the liquid aspic. Chill before serving.

Tuna with pak choi

serves 4

ingredients

4 tuna fillets, about 175g/6oz each
3 fresh red chillies, thinly sliced
2 garlic cloves, thinly sliced
225ml/8fl oz red wine
1 tablespoon olive oil
200g/7oz pak choi, coarsely
chopped
100g/4oz button mushrooms,
halved lengthways
salt and freshly ground black pepper

- Put the pieces of tuna in a single layer in a glass or ceramic dish. Sprinkle the chillies and garlic over the tuna, and pour the wine over the top. Cover and marinate in the refrigerator for 1 hour.
- Lift the tuna out of the marinade, drain on kitchen paper and season with a little salt.
- Pour the marinade into a small pan, season with salt and pepper, then simmer for a few minutes until reduced by about half. Remove from the heat, cover and keep warm.
- Heat a ridged cast-iron grill pan until very hot. Dip a wad of kitchen paper in oil, and wipe it over the hot pan. Put the tuna in the pan, and chargrill for 3–4 minutes.
- Heat the remaining oil in a wok or large deep frying pan until very hot. Add the pak choi and mushrooms, and stir-fry over a high heat for about 3 minutes. Season with salt and pepper.
- To serve, cut the tuna fillets in half, mound the vegetables on warmed plates and top with the tuna and marinade. Serve hot.

Creamy fish gratin

serves 8

ingredients

100g/4oz butter	225g/8oz raw scallops, halved
175g/6oz leeks, roughly chopped	175g/6oz onions, chopped
450ml/¾pt fish stock	100g/4oz plain flour
300ml/10fl oz vermouth	150ml/5fl oz double cream
4 tablespoons Pernod	450ml/¾pt milk
350g/12oz monkfish fillet, cut into large pieces	75g/3oz Parmesan cheese, grated
350g/12oz salmon fillet, cut into large pieces	75g/3oz Gruyère cheese, grated
225g/8oz raw prawns, peeled and deveined	1 tablespoon Dijon mustard
	4 eggs, separated
	15g/½oz coarse breadcrumbs
	salt and ground black pepper

- Preheat the oven to 190°C/375°F/Gas mark 5.
- Melt 25g/1oz of the butter in a pan. Add the leeks and cook, stirring, for 4–5 minutes until golden. Pour in the stock, vermouth and Pernod, and bring to the boil. Add the monkfish and salmon, and simmer for 2–3 minutes, then add the prawns and scallops, and simmer for another 3 minutes. Remove the fish, reserve the liquor and wipe out the pan.
- Add 50g/2oz of the butter and the onions to the pan, and cook for 10 minutes or until soft and golden. Stir in 50g/2oz of the flour, and cook for a further minute, stirring. Pour in the reserved poaching liquor and the cream, whisking to prevent lumps forming. Bring to the boil and bubble hard for 10 minutes. Season with salt and pepper. Put the fish and leeks in a 2.4-litre/4pt ovenproof dish, then pour the hot sauce over the top.
- Melt the remaining butter in a large pan, add the remaining flour and cook, stirring, for 1 minute. Pour in the milk and, whisking continuously, bring the mixture to the boil. Stir in 100g/4oz of the cheeses and the mustard. Cool slightly, then stir in the egg yolks. Season well.
- Whisk the egg whites in a bowl until they form soft peaks, then fold them into the sauce. Spoon the topping over the fish, and sprinkle with the remaining cheeses and the breadcrumbs. Cook for 1 hour and serve hot.

Fried squid curry

serves 4–6

ingredients

3 tablespoons vegetable oil	1 lemon grass stalk, tough outer layer removed, bruised
900g/2lb small squid, cleaned and cut into 2.5cm/1in rings	½ teaspoon ground ginger
1 teaspoon soft brown sugar	1 teaspoon ground turmeric
	1 teaspoon chilli powder
	1 tablespoon Sri Lankan curry powder
	3 tablespoons freshly squeezed lime juice
	600ml/1pt coconut milk
	salt

For the curry sauce

2 small onions, finely chopped
 3 garlic cloves, crushed
 8 curry leaves
 7cm/3in piece of cinnamon stick, broken in half

- Put all the ingredients for the curry sauce into a heavy saucepan and bring to the boil. Reduce the heat and simmer the sauce for about 45 minutes until it is very thick.
- Heat half of the the oil in a large frying pan, and add half of the squid. Cook over a fairly high heat, stirring constantly, for 1–2 minutes until the squid has turned white and is just cooked. Using a slotted spoon, transfer the squid to the curry sauce, and repeat the process with the remaining oil and squid.
- Stir the sugar into the squid curry, and simmer the curry gently for 5 minutes to heat through. Taste and adjust the seasoning if necessary. Serve at once.

Prawn burgers

serves 4

ingredients

12 large raw prawns, peeled and deveined
2 tablespoons freshly squeezed lemon juice
1 tablespoon sesame seeds
100g/4oz fresh white breadcrumbs
2 tablespoons chopped fresh coriander leaves
1 egg, lightly beaten
2 teaspoons chilli sauce
plain flour for dusting
olive oil for frying
75g/3oz mayonnaise
1 spring onion, finely chopped
1 tablespoon tomato ketchup
1 teaspoon Worcestershire sauce
4 hamburger buns, halved

- Flatten the prawns slightly to open out, and mix with the lemon juice.
- Combine the sesame seeds, breadcrumbs and coriander on a sheet of baking parchment. Combine the egg and chilli sauce in a bowl. Dredge the prawns in the flour and shake off the excess. Dip in the egg and press firmly in the breadcrumbs. Put on a tray covered in baking parchment, cover and chill for 10 minutes.
- Heat a little oil in a frying pan. Cook the prawns in batches over a medium heat for 2–3 minutes on each side. Remove and drain on kitchen paper.
- Combine the mayonnaise, spring onion, tomato and Worcestershire sauces in a bowl.
- Put the prawns in the burger buns, and serve with the sauce.

Salt & pepper squid

serves 6

ingredients

900g/2lb squid hoods, halved
lengthways
250ml/9fl oz freshly squeezed
lemon juice
250g/9oz cornflour
1½ tablespoons salt
1 tablespoon ground white pepper
2 teaspoons caster sugar
4 egg whites, lightly beaten
vegetable oil for deep-frying
lemon wedges, to serve

- Open out the squid hoods, wash and pat dry with kitchen paper. Lay on a chopping board with the insides facing upwards. Score a fine diamond pattern in the squid, being careful not to cut all the way through. Cut into pieces about 5 x 3cm/2 x 1¼in. Put in a flat glass or ceramic dish, and pour the lemon juice over. Cover and refrigerate for 15 minutes. Drain and pat dry with kitchen paper.
- Combine the cornflour, salt, white pepper and sugar in a bowl. Dip the squid in the egg white, and dredge in the flour mixture, shaking off any excess.
- Fill a deep heavy pan one-third full with oil, and heat until a cube of bread browns in 15 seconds. Deep-fry the squid, in batches, for 1–2 minutes until the squid turns white and curls. Drain on kitchen paper. Serve immediately with lemon wedges.

Seafood fajitas

serves 4

ingredients

250g/9oz scallops
300g/11oz raw prawns
250g/9oz skinless hake fillets
3 tomatoes, finely chopped
1 red chilli, finely chopped
2 spring onions, finely sliced
Salt and pepper
75ml/3fl oz lime juice
1 garlic clove, crushed
1 avocado
2 tablespoons freshly squeezed
lemon juice
4 flour tortillas
1 onion, thinly sliced
1 green pepper, seeded and sliced

- Slice or pull off any vein, membrane or white muscle from the scallops, leaving any roe attached. Peel and devein the prawns. Cut the hake into bite-size pieces.
- Preheat the oven to 160°C/325°F/Gas mark 3. Combine the tomato, chilli and spring onion in a bowl, and season with salt and pepper.
- Combine the scallops, prawns, hake, lime juice and garlic in another bowl, cover and refrigerate while preparing the other ingredients.
- Slice the avocado and brush with the lemon juice to prevent browning.
- Wrap the tortillas in foil and heat in the oven for 10 minutes.
- Heat a lightly oiled cast-iron grill pan until very hot, add the onion and pepper and cook, turning occasionally, until lightly brown. Push them all to one side of the pan. Drain the seafood thoroughly, and cook briefly until it is seared all over and cooked through.
- To serve, wrap the seafood, onion, green pepper, avocado and tomato mixture in the tortillas. Serve immediately.

Kettle-cooked sea bass

serves 8

ingredients

- 1.8kg/4lb sea bass, gutted, with head and tail left on
- 1 large bunch of spring onions, shredded
- 2 celery sticks, cut into matchsticks
- 5cm/2in piece of fresh root ginger, cut into matchsticks
- vegetable oil for brushing
- 50ml/2fl oz light soy sauce
- 50ml/2fl oz dry sherry
- salt and freshly ground black pepper

- Wash the fish inside and out, then pat dry thoroughly. Using a sharp knife, make several deep diagonal slashes on both sides of the fish.
- Pour water under the rack of a fish kettle, and put half of the spring onion, celery and ginger on the rack. Brush the outside of the fish lightly with oil, then place over the flavourings on the rack. Sprinkle the remaining spring onion, celery and ginger over the fish, then the soy sauce and sherry. Season with salt and pepper.
- Cover the kettle with its lid, bring the water slowly to the boil, then simmer for 20 minutes. Serve immediately.

Alaskan salmon chowder

serves 6

ingredients

200g/7oz canned Alaskan
pink salmon
100g/4oz onions, chopped
100g/4oz celery, chopped
1 garlic clove, minced
25g/1oz margarine
225g/8oz potatoes, diced
175g/6oz carrots, diced
450ml/¾pt fish stock
½ teaspoon dried thyme
¼ teaspoon black pepper
100g/4oz broccoli, chopped
375ml/13fl oz evaporated milk
275g/10oz frozen sweetcorn
kernels, thawed

- Drain and flake the salmon, reserving the liquid.
- Sauté the onions, celery and garlic in margarine in a large frying pan until soft. Add the potatoes, carrots, reserved salmon liquid, fish stock, thyme and pepper. Simmer, covered, for 20 minutes or until the vegetables are nearly tender.
- Add the broccoli and cook for 5 minutes. Add the flaked salmon, evaporated milk and sweetcorn, and heat thoroughly. Serve immediately.

Dover sole with capers

serves 4

ingredients

olive oil for drizzling
4 Dover sole, skinned
2 tablespoons capers, rinsed
and drained
2 tablespoons finely chopped
fresh marjoram
salt and freshly ground black pepper
2 lemons, cut into wedges, to serve

- Preheat the oven to 220°C/425°F/Gas mark 7.
- Heat two flat baking trays, scatter them with salt and pepper, and drizzle with olive oil.
- Lay the Dover sole on the trays. Scatter over the capers and marjoram, season with salt and pepper, and drizzle with olive oil.
- Put the trays in the oven, and roast the fish for 10–15 minutes until the flesh comes away easily from the bone when tested with a knife. Serve hot with the lemon wedges for squeezing over.

Sole Véronique

serves 4

ingredients

12 sole fillets
250ml/9fl oz fish stock, made from
stock cubes
50ml/2fl oz white wine
1 shallot, finely sliced
1 bay leaf
6 black peppercorns
15g/½oz butter
3 teaspoons flour
125ml/4fl oz milk
50ml/2fl oz single cream
125g/4½oz seedless white
grapes, peeled

- Preheat the oven to 180°C/350°F/Gas mark 4.
- Roll the fillets into coils with the skin on the inside. Secure with toothpicks and put in a well-greased ovenproof dish.
- Combine the stock, wine, shallot, bay leaf and peppercorns in a jug, and pour over the fish. Cover with greased foil and bake for 15 minutes or until the fish flakes when tested with a fork. Carefully lift the fish out of the liquid with a slotted spoon, put in another dish, cover and keep warm.
- Pour the cooking liquid into a saucepan, and boil for about 2 minutes until reduced by half, then strain.
- In a clean pan, melt the butter, add the flour and stir for 1 minute, or until pale and foaming. Remove from the heat and gradually stir in the milk, cream and strained cooking liquid. Return to the heat, and stir until the mixture boils and thickens.
- Add the grapes, then stir until heated through. Serve immediately, with the sauce poured over the fish.

Seafood medley

serves 4

ingredients

2 tablespoons white wine
1 egg white, lightly beaten
½ teaspoon five-spice powder
1 teaspoon cornflour
300g/11oz raw peeled prawns,
deveined
100g/4oz prepared squid, cut
into rings
100g/4oz cod fillets, cut into strips
vegetable oil for deep-frying
1 green pepper, seeded and cut
into strips
1 carrot, cut into thin strips
4 baby corn cobs, halved
lengthways

- Mix the wine, egg white, five-spice powder and cornflour in a large bowl. Add the prawns, squid and cod, and stir to coat evenly. Remove with a slotted spoon, reserving any leftover cornflour mixture.
- Heat the oil in a wok, and deep-fry the prawns, squid and cod for 2–3 minutes. Remove from the wok with a slotted spoon and set aside.
- Pour off all but 1 tablespoon of oil from the wok and return to the heat. Add the pepper, carrot and corn cobs, and stir-fry for 4–5 minutes.
- Return the prawns, squid and cod to the wok with any remaining cornflour mixture. Heat through, stirring, and serve hot with rice.

Ceviche

serves 4

ingredients

450g/1lb haddock fillets
1 teaspoon coriander seeds
1 teaspoon black peppercorns
juice of 6 limes
1 teaspoon salt
2 tablespoons olive oil
1 bunch of spring onions,
finely chopped
4 tomatoes, chopped
Tabasco sauce, to taste
2 tablespoons chopped fresh
coriander leaves
1 avocado

- To skin the haddock fillets, put them skin side down on a board, dip your fingers in salt, then grip the tail end of the skin. Using a sharp knife, flake off the flesh of the fish by working away from you with a sawing action.
- Wash the fillets, then pat them dry with kitchen paper. Cut diagonally into thin even strips, and put in a bowl.
- Crush the coriander seeds and peppercorns to a fine powder using a mortar and pestle. Mix with the lime juice and salt, then pour over the fish. Cover and chill in the refrigerator for 24 hours, turning the fish occasionally.
- The next day, heat the oil in a pan, add the spring onions and fry gently for 5 minutes. Add the tomatoes and Tabasco sauce to taste, and toss together briskly over the heat for 1–2 minutes. Remove from the heat and leave to cool for 20–30 minutes.
- To serve, drain the fish from the marinade, discarding the marinade. Combine the fish with the spring onion and tomato mixture and the chopped coriander. Halve the avocado, peel and remove the stone. Slice the flesh widthways. Arrange the slices around the edge of a serving bowl, and pile the ceviche in the centre. Serve chilled.

Fresh baked sardines

serves 4

ingredients

2 tablespoons olive oil
2 large onions, sliced into rings
3 garlic cloves, chopped
2 large courgettes, cut into sticks
3 tablespoons fresh thyme leaves
8 sardine fillets
75g/3oz Parmesan cheese,
freshly grated
4 eggs, beaten
150ml/5fl oz milk
salt and freshly ground black pepper

- Preheat the oven to 180°C/350°F/Gas mark 4.
- Heat 1 tablespoon of the oil in a frying pan. Add the onions and garlic, and sauté for 2–3 minutes. Add the courgettes and cook for about 5 minutes until golden. Stir 2 tablespoons of the thyme into the mixture.
- Put half of the onions and half of the courgettes in the bottom of a large ovenproof dish. Top with the sardine fillets and half of the Parmesan. Put the remaining onions and courgettes on top, and sprinkle with the remaining thyme.
- Mix the eggs and milk together in a bowl, and season with salt and pepper. Pour the mixture over the vegetables and sardines in the dish. Sprinkle the remaining Parmesan over the top.
- Bake in the oven for 20–25 minutes until golden and set. Serve immediately.

Ocean pie

serves 4

ingredients

500g/1lb 2oz cod fillet, skinned
225g/8oz salmon steak
450ml/ $\frac{3}{4}$ pt skimmed milk
1 bay leaf
900g/2lb potatoes, coarsely
chopped
50g/2oz peeled and deveined
prawns
50g/2oz margarine
25g/1oz plain flour
3 tablespoons white wine
1 teaspoon chopped fresh dill
2 tablespoons rinsed and
drained capers
salt and freshly ground black pepper

- Preheat the oven to 200°C/400°F/Gas mark 6.
- Put the cod and salmon into a saucepan with 300ml/10fl oz of the milk and the bay leaf. Season with salt and pepper. Bring to the boil, cover and simmer gently for 10–15 minutes until tender.
- Cook the potatoes in salted boiling water for about 15 minutes until tender.
- Drain the fish, reserving the cooking liquid. Flake the fish, discarding any bones, and put in a shallow ovenproof dish. Add the prawns.
- Melt half of the margarine in a saucepan, add the flour and cook, stirring, for 1 minute. Gradually stir in the reserved cooking liquid and the wine, and bring to the boil. Add the dill, capers and salt and pepper to taste, and simmer until thickened. Pour over the fish and mix well.
- Drain the potatoes and mash them, adding the remaining margarine and the remaining milk. Season with salt and pepper.
- Spread the mashed potatoes over the fish, and cook in the oven for about 25 minutes or until piping hot and browned. Serve immediately.

Skate with black butter

serves 4

ingredients

175g/6oz butter, chopped, plus a little extra
900g/2lb small skate wings
600ml/1pt fish stock
75ml/3fl oz malt vinegar

- To clarify the butter, melt in a pan over a low heat without stirring. Remove from the heat and cool slightly. Skim off the foamy mixture from the surface. Pour off the clear yellow liquid and reserve. Discard the milky sediment left in the pan.
- Pat the skate dry with kitchen paper. Cut fillets from either side of the cartilage using a sharp knife, cutting close to the cartilage. Place skin side down on a chopping board and, using a sawing motion, cut along the length of the wing. Cut into similar-sized pieces.
- Put the stock and vinegar in a large heavy pan, and bring to the boil. Add the skate and poach for 8 minutes. Drain well and pat dry with kitchen paper.
- Melt a little butter in a frying pan, and cook the skate for 1–2 minutes on each side until tender. Put on a serving dish and keep warm.
- Heat the clarified butter in a pan until brown and foaming. Pour over the skate, and serve immediately.

Smoked fish with white sauce

serves 6–8

ingredients

900g/2lb haddock fillets, cut into
serving-sized pieces
225ml/8fl oz milk
225ml/8fl oz water

For the white sauce

600ml/1pt milk
1 onion, halved
1 bay leaf
pinch of ground white pepper
50g/2oz butter
40g/1½oz plain flour
1–2 tablespoons chopped fresh
flat-leaf parsley
salt and freshly ground black pepper

- For the white sauce, combine the milk in a small pan with the onion, bay leaf and white pepper. Heat slowly to a simmer, then remove from the heat and allow to stand for 3 minutes before straining into a jug. Melt the butter in a pan over a low heat, stir in the flour and cook for 1 minute or until pale and foaming.
- Remove from the heat and gradually stir in the milk.
- Return to the heat and stir constantly until the sauce boils and thickens. Reduce the heat and simmer for 2 minutes. Remove from the heat and season with salt and pepper. Stir in the parsley. Keep warm.
- Put the haddock pieces in a large frying pan. Combine the milk with 225ml/8fl oz water. Pour into the pan to cover the haddock. Bring to the boil, reduce the heat to low and gently cook the fish until it flakes easily at the thickest part when tested with a fork.
- Lift the haddock out of the pan using a slotted spoon. Drain on kitchen paper, and place on serving plates. Top with the white sauce, and serve immediately.

Stuffed crabs

serves 6

ingredients

6 cooked medium blue swimmer crabs
 50g/2oz butter
 2 garlic cloves, finely chopped
 ½ red pepper, seeded and finely chopped
 ½ green pepper, seeded and finely chopped
 1 small onion, finely chopped
 1 celery stick, finely chopped
 ½ fresh red chilli, finely chopped
 ¼ teaspoon celery salt
 ¼ teaspoon dried thyme
 175ml/6fl oz canned condensed seafood bisque
 75g/3oz fresh breadcrumbs
 salt and freshly ground black pepper

- Preheat the oven to 200°C/400°F/Gas mark 6.
- Pull away the crab legs and claws, crack open and extract the meat from the legs.
- Reserve 2 front claws on each crab. Lift the flap on the underside of the crab and prise off the top shell. Remove the soft organs and pull off the gills. Scrub the crab back shells and set aside. Shred the crab meat, picking out the shell fragments.
- Melt the butter in a pan, and add the chopped garlic, peppers, onion, celery and chilli. Cook, stirring, over a medium heat, for about 5 minutes. Add the celery salt, thyme and bisque, and cook for 3 minutes. Add the crab meat with half the breadcrumbs. Stir until combined and season with salt and pepper.
- Spoon the mixture into the crab shells, smooth the tops and press the remaining crumbs over the surface. Put the crabs on a baking tray, and bake in the oven for about 15 minutes until heated through and golden, adding the extra claws close to the end of cooking to warm through. Serve hot.

Prawn & spinach lasagne

serves 6

ingredients

225g/8oz fresh egg lasagne,
unrolled
1½ teaspoons salt

For the filling

900g/2lb fresh spinach, stems
removed
50g/2oz butter

1 large onion, finely chopped
450g/1lb raw prawns, peeled
and deveined
½ teaspoon salt
125ml/4fl oz plain tomato sauce
600ml/1pt béchamel sauce (see
page 728)
50g/2oz Parmesan cheese, grated

- Roll the lasagne as thinly as possible. With a knife, cut into sheets of 8 x 11cm/3½ x 4½in and let them rest on dry tea towels for at least 15 minutes.
- Bring a large saucepan of water to the boil. Add the salt, and slip in the pasta, two or three pieces at a time, leaving to cook for 1 minute. Remove with a slotted spoon, and immerse immediately in cold water. Lay the pasta on damp tea towels.
- To make the filling, put the spinach in a large deep pan with no water. Cook, tossing occasionally, for 5–10 minutes. Remove from the heat, chop finely and set aside.
- Warm the butter in a frying pan and add the onion. Sauté over a medium heat for 4 minutes. Add the prawns and sauté quickly, stirring to cook evenly. Remove the pan from the heat and stir in the chopped spinach and salt.
- Preheat the oven to 200°C/400°F/Gas mark 6.
- Combine the tomato and béchamel sauces. Select a 25 x 35cm/10 x 14in baking dish. Smear a very thin layer of sauce on the bottom of the baking dish. Carefully place a layer of the pasta over the sauce, to cover the entire area. Smear a thin layer of sauce over the pasta. Spoon some of the spinach and prawn mixture over it, and sprinkle with some Parmesan. Repeat the process of layering, ending with a layer of pasta, topped with sauce and cheese.
- Bake for about 20 minutes or until the sauce forms a light golden crust. Remove the dish from the oven and leave to stand for 10 minutes before serving, cut into slices.

Baked stuffed lobster

serves 4

ingredients

50ml/2fl oz vegetable oil
1 large onion, finely chopped
4 garlic cloves, finely chopped
250ml/9oz tomato purée
150ml/5fl oz red wine
225g/8oz cooked canned clams,
with their juice
450g/1lb dried white breadcrumbs
1½ teaspoons dried oregano
1 teaspoon garlic salt
1 tablespoon freshly grated
Parmesan cheese
1 tablespoon chopped fresh
flat-leaf parsley
3 or 4 medium or large lobsters,
halved, intestines removed

- Preheat the oven to 200°C/400°F/Gas mark 6.
- Heat the oil and sauté the onion and garlic in a frying pan over a medium heat for about 5 minutes until they are translucent. Add the tomato purée and cook for 3 minutes, then add the wine and the clams and their juice. Cook for 5 minutes.
- In a large mixing bowl, mix together the breadcrumbs, oregano, garlic salt, Parmesan and parsley. Make a well in the middle, and pour in the sauce. Stir and mix into a very soft dough. Cover and set aside.
- Put each lobster on a chopping board, and stuff carefully with the prepared mixture, making sure that the holes are well filled. Push the halves together to encase the stuffing. Repeat the exercise with the remaining lobsters and stuffing.
- Lightly grease a baking tray, and place the lobsters on it. Bake in the oven for 45–60 minutes, checking halfway through. Serve hot with a crisp green salad.

Prawn gumbo

serves 4

ingredients

50ml/2fl oz vegetable oil, plus
2 tablespoons extra
6 rashers bacon, finely chopped
2½ tablespoons plain flour
2 onions, finely chopped
½ teaspoon cayenne pepper
1 red pepper, seeded and chopped
1 green pepper, seeded
and chopped
16 okra, trimmed, halved lengthways
1 bay leaf
850g/1¾lb canned tomatoes
900g/2lb raw prawns, peeled and
deveined, but with tails left intact
1 teaspoon Tabasco sauce
salt and freshly ground black pepper

- Heat the 50ml/2fl oz oil in a large saucepan, add the bacon and cook over a medium heat for 5 minutes. Stir in the flour and cook, stirring, until the flour turns nutty brown. Remove from the pan. This mixture, known as a roux, will be used to thicken and flavour the gumbo.
- Heat the extra 2 tablespoons oil in the saucepan, add the onion, cayenne and peppers, and cook, stirring, over a medium heat for 5 minutes or until the onion is golden brown.
- Add the okra, bay leaf and tomatoes to the saucepan, and bring to the boil. Reduce the heat and simmer for 30 minutes. You may need to add water if the mixture is too thick.
- Stir the prawns and the roux into the mixture, add the Tabasco and season with salt and pepper. Cook for 5 minutes or until the prawns are cooked. Serve hot.

Salmon & asparagus linguine

serves 4

ingredients

150g/5oz asparagus, cut into
5cm/2in lengths
2 eggs
juice of ½ lemon
2 tablespoons chopped fresh dill
275g/10oz fresh linguine
175g/6oz smoked salmon
trimmings, cut into strips
salt and freshly ground black pepper

- Cook the asparagus in salted boiling water for 2–5 minutes until just tender. Remove with a slotted spoon and drain on kitchen paper, keeping the water hot in the pan.
- Break the eggs into a round-bottomed bowl, and add the lemon juice. Set the bowl over a separate pan of hot water, making sure that the bottom of the bowl does not touch the water. Whisk the eggs until warmed, pale and very frothy. Season with salt and pepper, and stir in half of the dill, then remove the bowl from the pan and set aside in a warm place.
- Top up the asparagus water with boiling water, and bring back to the boil. Add the linguine, and boil for 7–8 minutes.
- Drain the linguine, reserving the water, then return the linguine to the pan. Add the asparagus and salmon with 1 ladleful of the cooking water and the lemon sauce. Toss and add more water if necessary.
- Season with the rest of the dill, and serve immediately.

Moules marinière

serves 4

ingredients

- 1.1kg/2½lb mussels
- 1 onion, finely chopped
- 1 tablespoon olive oil
- 1 garlic clove, crushed
- 200ml/7fl oz dry white wine
- 1 bay leaf
- 1 tablespoon fresh thyme leaves
- 2 tablespoons chopped fresh parsley
- salt and freshly ground black pepper

- Rinse the mussels well in cold water, and scrape off any barnacles with a small, sharp knife. Remove the beards. Discard any mussels that are damaged or do not close when tapped sharply against the work surface.
- In a deep lidded saucepan, sweat the onion in the oil until softened. Add the garlic and stir for 1 minute, then add the wine, bay leaf, thyme and drained mussels. Stir well, cover tightly and cook rapidly for 5–10 minutes until the mussels have opened. Discard any mussels that remain closed.
- Remove from the heat, and add the parsley. Season with salt and pepper, and serve immediately.

Prawn jambalaya

serves 6

ingredients

900g/2lb large raw prawns, peeled
and deveined (reserve the heads,
shells and tails)

2 onions, chopped

2 celery sticks, chopped

225ml/8fl oz dry white wine

50ml/2fl oz vegetable oil

200g/7oz spicy sausage, chopped

1 red pepper, seeded and chopped

400g/14oz canned chopped
plum tomatoes

½ teaspoon cayenne pepper

½ teaspoon cracked black pepper

½ teaspoon dried thyme

½ teaspoon dried oregano

400g/14oz long-grain rice

- Put the reserved prawn heads, shells and tails in a pan with half of the onion, half of the celery, the wine and 1.2 litres/2pt water. Bring to the boil, then reduce the heat and simmer for 20 minutes. Strain.
- Heat the oil in a large heavy pan. Cook the sausage for 5 minutes or until browned. Remove from the pan with a slotted spoon, and set aside.
- Add the rest of the onion, celery and the red pepper to the pan and cook, stirring occasionally, for 5 minutes. Add the tomato, cayenne, black pepper and dried herbs, and bring to the boil. Reduce the heat and simmer, covered, for 10 minutes.
- Return the sausage to the pan, and add the rice and prawn stock. Bring back to the boil, reduce the heat and simmer, covered, for 25 minutes until almost all the liquid has been absorbed and the rice is tender.
- Add the prawn meat to the pan, and stir through gently. Cover and cook for another 5 minutes. Serve immediately.

Taglierini & seafood sauce

serves 4–6

ingredients

225g/8oz raw prawns, peeled
and deveined
1 tablespoon olive oil
50g/2oz butter
2 garlic cloves, finely chopped
450g/1lb canned plum tomatoes,
drained and chopped
125ml/4fl oz dry white wine
450g/1lb whole sea bass, gutted
and washed
225g/8oz cod fillets
½ teaspoon saffron threads, crushed
450g/1lb fresh egg pasta, cut into
taglierini (fine noodles)
salt and freshly ground black pepper

- Rinse the prawns, dry well with a tea towel, then dice and set aside.
- Warm the oil and 40g/1½oz of the butter in a wide deep frying pan. Add the garlic and sauté for 3–4 minutes until softened. Add the tomatoes and simmer for 5 minutes over a medium heat.
- Stir in the wine, and allow it to evaporate for 2 minutes. Put the sea bass and cod in the pan. Cook for 10 minutes over a medium heat, turning once. Remove the pan from the heat.
- Lift the whole sea bass out of the pan, and remove its bones and skin. Flake the meat finely, and return to the pan.
- Warm the remaining butter in a small frying pan and add the prawns. Sauté for about 3 minutes. Add the prawns, saffron and salt to the sauce, and heat through. Season with pepper and remove the heat.
- Meanwhile, bring a large saucepan of water to the boil. Add the pasta and 1½ tablespoons salt. Let the water return to the boil, then cook for 15 seconds.
- Drain the pasta and toss with the seafood sauce in the frying pan, then serve immediately.

Piri piri prawns

serves 4

ingredients

100ml/3½fl oz tablespoons oil
2 teaspoons dried red chilli flakes
4 garlic cloves, crushed
1 teaspoon salt
900g/2lb medium raw prawns,
peeled and deveined
75g/3oz butter
50ml/2fl oz freshly squeezed
lemon juice

- Put the oil, chilli flakes, garlic and salt in a large glass bowl and mix well. Stir the prawns into the oil and chilli mixture, cover and refrigerate for 3 hours, stirring and turning occasionally.
- Preheat the grill to very hot. Put the prawns in a single layer on a baking tray, and brush with any of the remaining oil and chilli mixture. Grill for about 5 minutes until tender.
- Melt the butter with the lemon juice in a small pan, and pour into a serving jug.
- Serve the prawns hot, drizzled with the lemon butter, with boiled rice.

Seafood chimichangas

serves 4–6

ingredients

15g/½oz butter	3 teaspoons freshly squeezed lemon juice
1.4kg/3lb large raw prawns, peeled and deveined	6 thin tortillas
100g/4oz spring onion tops, finely chopped	vegetable oil for deep-frying
225g/8oz mushrooms	<i>To serve</i>
3 garlic cloves, finely chopped	Cheddar cheese, grated
350g/12oz fresh spinach, thinly sliced	guacamole
½ teaspoon salt	sour cream
	diced tomatoes

- Melt the butter in a heavy saucepan, and sauté the prawns, spring onion tops, mushrooms, garlic, spinach, salt and lemon juice for 7–10 minutes until the vegetables go limp.
- Spread out the tortillas, and divide the seafood mixture equally between them, spooning it over the middle of each one. Roll up each tortilla, and tuck in the ends to form solid packages. Secure with toothpicks.
- Heat the oil in a deep heavy saucepan. Fry each chimichanga for about 3 minutes until golden, turning it over as it cooks to brown on all sides.
- Remove from the oil and drain on paper towels. Serve hot with cheese, guacamole, sour cream and diced tomatoes.

Soused herrings

serves 6

ingredients

- 6 herrings, filleted
- 1 carrot, thinly sliced
- 1 onion, sliced into thin rings

For the marinade

- 300ml/10fl oz white wine vinegar
- 225g/8oz onion, sliced into thin rings
- 1 carrot, sliced
- 8 sprigs of fresh flat-leaf parsley
- 3 bay leaves
- sprig of fresh tarragon
- ½ tablespoon salt
- 12 black peppercorns

- To make the marinade, put all the marinade ingredients in a pan and bring to the boil. Reduce the heat and simmer gently for 20–30 minutes. Remove from the heat and allow to cool completely.
- Arrange the herring fillets skin side down in a flameproof roasting pan, pour the marinade over them and slowly bring to the boil on the top of the stove. Immediately remove from the heat and allow to cool.
- To finish the dish, blanch the carrot in salted boiling water for 2–3 minutes, then refresh in cold water and drain.
- Arrange the cooled herring fillets on a serving plate, and spoon some of the marinade over them. Scatter the carrot slices over the fish, and arrange rings of onion on top. Serve.

Spaghetti marinara with seafood

serves 6

ingredients

20 black mussels
200g/7oz medium raw prawns,
peeled and deveined
50ml/2fl oz white wine
50ml/2fl oz fish stock
1 garlic clove, crushed
350g/12oz spaghetti
25g/1oz butter
100g/4oz calamari rings
100g/4oz skinless cod fillets,
cubed
200g/7oz canned clams, drained

For the marinara sauce
2 tablespoons olive oil
1 onion, finely chopped
1 carrot, sliced
2 garlic cloves, crushed
400g/14oz canned peeled
plum tomatoes, crushed
125ml/4fl oz white wine
1 teaspoon sugar

- To make the marinara sauce, heat the olive oil in a pan, add the onion and carrot, and stir over a medium heat for 10 minutes or until the vegetables are lightly browned.
- Add the garlic, tomatoes, white wine and sugar. Bring to the boil, reduce the heat and gently simmer for 30 minutes, stirring occasionally.
- Scrub the mussels with a stiff brush and pull out all the hairy beards. Discard any damaged mussels or open ones that do not close when tapped on the work surface. Rinse well.
- Heat the wine together with the stock and garlic in a large pan. Add the mussels. Cover the pan and shake it over a high heat for 4–5 minutes. After 3 minutes, start removing any opened mussels and set them aside. After 5 minutes, discard any unopened mussels and reserve the liquid.
- Cook the spaghetti in a large pan of salted boiling water until al dente. Drain and keep warm.
- Melt the butter in a frying pan, add the calamari rings, fish and prawns in batches, and stir-fry for 2 minutes or until just cooked through. Remove from the heat, and add the reserved cooking liquid, mussels, calamari, fish, prawns and clams to the marinara sauce. Stir gently until heated through. Gently combine the sauce with the pasta, and serve at once.

Seafood pilaki

serves 4

ingredients

2 tablespoons olive oil	900g/2lb mussels
2 garlic cloves, crushed	700g/1½lb monkfish fillet, trimmed and cut into chunks
1 large onion, chopped	450g/1lb cleaned squid, cut into rings
2 celery sticks, chopped	½ tablespoon chopped fresh flat-leaf parsley
3 large carrots, sliced	salt and freshly ground black pepper
finely grated zest and juice of 1 lemon	
400g/14oz canned chopped plum tomatoes	

- Heat the oil in a large heavy pan. Add the garlic, onion, celery, carrots and lemon zest, and cook for about 5 minutes, stirring all the time.
- Add the lemon juice and the tomatoes with their juice, cover and cook over a low heat for about 25 minutes until the vegetables are very tender, stirring occasionally.
- Meanwhile, scrub the mussels with a stiff brush and pull out all the hairy beards. Discard any damaged mussels or open ones that do not close when tapped on the work surface. Rinse well.
- Add the fish and squid and a little water to the pan with the vegetables. Cover and cook for 3–5 minutes until the fish is just tender. Arrange the mussels on the top, cover the pan tightly and cook for about 5 minutes, stirring occasionally. The mussels should have opened; discard any that remain shut. Stir in the parsley and season with salt and pepper. Serve hot or cold.

Pan-fried scallops

serves 2

ingredients

6 large scallops
2 tablespoons olive oil
12.5g/½ oz butter

For the salsa

2 large ripe plum tomatoes
1 small ripe mango, peeled, stoned
and diced
1 large shallot, finely chopped
juice of 1 lime
¼ teaspoon Tabasco sauce
salt and freshly ground black pepper

- First, make the salsa. Put the tomatoes in a bowl of just-boiled water, then peel off skin and dice the flesh. Put the tomatoes, mango and shallot in a bowl, and add the lime juice and Tabasco. Season with salt and pepper. Stir well to mix, then cover and chill in the refrigerator until ready to serve.
- Pat the scallops dry with kitchen paper. Heat the oil in a non-stick frying pan, add the butter and stir until foaming. Add the scallops to the pan, and cook for 3–4 minutes, turning them once, until lightly golden on both sides and tender to the touch.
- To serve, spoon the salsa on to two plates. Sit the scallops on top, and serve immediately.

Layered fish & potato pie

serves 4

ingredients

900g/2lb potatoes, sliced
75g/3oz butter
1 red onion, halved and sliced
50g/2oz plain flour
150ml/5fl oz milk
150ml/5fl oz double cream
225g/8oz smoked haddock
fillet, cubed
225g/8oz cod fillet, cubed
1 red pepper, seeded and diced
100g/4oz broccoli florets
50g/2oz Parmesan cheese,
freshly grated
salt and freshly ground black pepper

- Bring a large saucepan of lightly salted water to the boil over a medium heat. Add the potatoes and cook for 10 minutes. Drain and reserve.
- Meanwhile, melt the butter in a saucepan over a low heat. Add the onion, and sweat gently for 3–4 minutes.
- Add the flour and cook, stirring, for 1 minute. Blend in the milk and cream, and bring to the boil, stirring, until the sauce has thickened.
- Arrange half of the potato slices in the bottom of a shallow ovenproof dish. Preheat the oven to 180°C/350°F/Gas mark 4.
- Add the fish, red pepper and broccoli to the sauce, and cook over a low heat for about 10 minutes. Season with salt and pepper, then spoon the mixture over the potatoes in the dish.
- Arrange the remaining potato slices in a layer over the fish mixture, then sprinkle the Parmesan over the top. Cook in the oven for 30 minutes or until the potatoes are cooked and the topping is golden. Serve hot.

Barbecued monkfish

serves 4

ingredients

4 tablespoons olive oil
grated zest of 1 lime
2 teaspoons Thai fish sauce
2 garlic cloves, crushed
1 teaspoon grated fresh root ginger
2 tablespoons chopped fresh basil
700g/1½lb monkfish fillet, cut
into chunks
2 limes, each cut into 6 wedges
salt and freshly ground black pepper
noodles or rice, to serve

- Soak bamboo skewers in water for 30 minutes to prevent burning.
- Mix the olive oil, lime zest, fish sauce, garlic, ginger and basil together. Season with salt and pepper.
- Wash the monkfish under cold running water, and pat dry with kitchen paper. Add to the marinade and mix well. Cover and leave to marinate in the refrigerator for 2 hours, stirring occasionally.
- Preheat a charcoal barbecue or grill until hot. Lift the monkfish pieces from the marinade, and thread them onto the skewers, alternating with the lime wedges.
- Cook the skewers for 5–6 minutes on the hot barbecue or under the grill, turning regularly, until the fish is tender.
- Serve with noodles or rice.

Squid with wine & rosemary

serves 4

ingredients

8 squid, cleaned and gutted
6 canned anchovies, drained
and chopped
2 garlic cloves, chopped
2 tablespoons fresh rosemary,
chopped
2 sun-dried tomatoes, chopped
150g/5oz breadcrumbs
1 tablespoon olive oil
1 onion, finely chopped
200ml/7fl oz white wine
200ml/7fl oz fish stock

- Remove the tentacles from the squid bodies, and chop them finely.
- Grind the anchovies, garlic, rosemary and tomatoes to a paste using a mortar and pestle. Add the breadcrumbs and the squid tentacles, and mix to form a paste, adding water if necessary.
- Spoon the paste into the body sacs of the squid, then tie around the end of each sac with cotton to fasten.
- Heat the oil in a frying pan. Add the onion and cook, stirring, for 3–4 minutes until golden. Add the stuffed squid to the pan, and cook for a further 3–4 minutes until they are brown all over.
- Add the wine and stock, and bring to the boil. Reduce the heat, cover and leave to simmer for 15 minutes.
- Remove the lid and cook for a further 5 minutes or until the squid is tender and the juices reduced. Serve hot with boiled rice or noodles.

Prawn omelette

serves 4

ingredients

3 tablespoons sunflower oil
2 leeks, sliced
4 tablespoons cornflour
1 teaspoon salt
350g/12oz raw tiger prawns,
peeled and deveined
175g/6oz mushrooms, sliced
175g/6oz beansprouts
6 eggs

- Heat a wok or large frying pan over a medium heat. Add the oil and, when the oil is hot enough, add the leeks and stir-fry for 3 minutes.
- Mix the cornflour and salt together in a large bowl. Add the prawns to the cornflour and salt mixture, and toss to coat all over.
- Add the prawns to the wok, and stir-fry for 2 minutes or until the prawns have changed colour and are almost cooked through.
- Now add the mushrooms and beansprouts to the wok, and stir-fry for a further 2 minutes.
- Beat the eggs with 3 tablespoons water in a small bowl. Pour the egg mixture into the wok and cook, stirring, until the egg sets, carefully turning the omelette over once.
- Turn the omelette out onto a clean board, divide into four and serve hot.

Monkfish & mussel skewers

serves 4

ingredients

- 1 teaspoon olive oil
- 2 tablespoon freshly squeezed lemon juice
- 1 teaspoon paprika
- 1 garlic clove, crushed
- 450g/1lb monkfish, skinned, boned and cut into 2.5cm/1in chunks
- 4 rashers turkey bacon
- 8 cooked mussels
- 8 raw tiger prawns, peeled and deveined, but with tails left intact
- 1 tablespoon chopped fresh dill
- salt and freshly ground black pepper

- If using bamboo or wooden skewers, soak in water for 30 minutes to prevent them burning.
- Mix together the oil, lemon juice, paprika and garlic, and season with salt and pepper.
- Put the monkfish in a shallow glass dish. Pour the marinade over the fish and toss to coat evenly. Cover and leave in a cool place for 30 minutes.
- Preheat the grill to high. Cut the turkey rashers in half, and wrap each strip around a mussel. Thread onto 4 skewers, alternating with the fish cubes and prawns. Grill the kebabs for 7–8 minutes, turning once and basting with the marinade.
- Sprinkle with the chopped dill and salt. Serve hot with salad and rice.

Sea bream in a salt crust

serves 4

ingredients

1 kg/2¼lb whole sea bream
1 shallot, sliced thinly
1 sprig of fresh flat-leaf parsley
1 sprig of fresh tarragon
2 garlic cloves, roughly chopped
2.5kg/5½lb coarse sea salt
lemon wedges, to garnish

For the sauce

2 shallots, very finely chopped
4 tablespoons freshly squeezed
lemon juice
300g/11oz butter, diced
salt and freshly ground black pepper

- Preheat the oven to 220°C/425°F/Gas mark 7.
- Wash the sea bream under cold running water, and pat dry with kitchen paper.
- Stuff the body cavity with the shallot, parsley, tarragon and garlic.
- Sprinkle a thick layer of the salt into the bottom of a roasting tin large enough to hold the fish with lots of space around it. Top with the fish, then pour the remaining salt over the fish to completely cover it. Sprinkle water lightly over the salt. Bake in the oven for about 25 minutes.
- To make the sauce, put the shallots and lemon juice in a saucepan, and simmer gently over a low heat for 5 minutes. Increase the heat until the lemon juice is reduced by half. Reduce the heat and add the butter, piece by piece, whisking constantly, until all the butter is incorporated and the sauce is thick. Season with salt and pepper, and keep warm.
- Remove the fish from the oven and leave to stand for 5 minutes before cracking open the salt. Remove the fish, garnish with lemon wedges and serve hot with the sauce.

Baked cod with tomatoes

serves 4

ingredients

vegetable oil for greasing
2 teaspoons olive oil
1 onion, chopped
2 garlic cloves, finely chopped
450g/1lb canned chopped plum
tomatoes, drained
1 teaspoon tomato purée
4 tablespoons dry white wine
4 tablespoons chopped fresh
flat-leaf parsley
4 cod cutlets
2 tablespoons dried breadcrumbs
salt and freshly ground black pepper

- Preheat the oven to 190°C/375°F/Gas mark 5. Lightly grease a large baking dish.
- Heat the oil in a frying pan, and sauté the onion for about 5 minutes. Add the garlic, tomatoes, tomato purée and wine. Season with salt and pepper.
- Bring the sauce just to the boil, then reduce the heat slightly and cook, uncovered, for 15–20 minutes until thick. Stir in the parsley.
- Put the cod cutlets in the prepared baking dish, and spoon an equal quantity of the tomato mixture onto each. Sprinkle the breadcrumbs over the top. Bake in the oven for 20–30 minutes, basting the fish occasionally with the sauce, until the fish is tender and cooked through, and the breadcrumbs are golden and crisp.
- Serve hot with new potatoes and a green salad.

Crunchy-topped cod

serves 4

ingredients

- 4 pieces skinned cod fillet, about 100g/4oz each
- 2 tomatoes, sliced
- 50g/2oz fresh wholemeal breadcrumbs
- 2 tablespoons chopped fresh flat-leaf parsley
- finely grated zest and juice of $\frac{1}{2}$ lemon
- 1 teaspoon sunflower oil
- salt and freshly ground black pepper

- Preheat the oven to 200°C/400°F/Gas mark 6. Put the cod fillets in a wide ovenproof dish. Arrange the tomato slices on top.
- In a bowl, mix together the breadcrumbs, parsley, lemon zest and juice, and oil. Season with salt and pepper.
- Spoon the crumb mixture evenly over the fish, then bake in the oven for 15–20 minutes. Serve hot.

Red mullet & coconut loaf

serves 6

ingredients

225g/8oz red mullet fillets, skinned
and finely chopped
2 small tomatoes, finely chopped
2 green peppers, seeded and
finely chopped
1 onion, finely chopped
1 fresh red chilli, finely chopped
150g/5oz fresh breadcrumbs
600ml/1pt coconut milk
salt and freshly ground black pepper

For the sauce

125ml/4fl oz tomato ketchup
1 teaspoon hot pepper sauce
¼ teaspoon hot mustard

- Preheat the oven to 200°C/400°F/Gas mark 6.
- Mix the red mullet with the tomatoes, peppers, onion and chilli. Stir in the breadcrumbs and coconut milk. Season with salt and pepper.
- Grease and line a 500g/1lb 2oz loaf tin, and add the mullet mixture. Bake for 1–1½ hours until set.
- To make the sauce, mix together all the sauce ingredients until smooth and creamy.
- To serve, cut the loaf into slices and serve hot or cold, drizzled with the sauce.

Red prawn curry

serves 4

ingredients

2 tablespoons vegetable oil
1 garlic clove, finely chopped
1 tablespoon red curry paste
200ml/7fl oz coconut milk
2 tablespoon Thai fish sauce
1 teaspoon granulated sugar
12 large raw prawns, peeled
and deveined
2 kaffir lime leaves, finely shredded
1 fresh red chilli, deseeded and
finely sliced
10 leaves fresh Thai basil, plus
extra to garnish

For the curry paste

3 dried long red chillies
½ teaspoon ground coriander
¼ teaspoon ground cumin
½ teaspoon freshly ground
black pepper
2 garlic cloves, chopped
2 lemon grass stalks, chopped
1 kaffir lime leaf, finely chopped
1 teaspoon grated fresh root ginger
½ teaspoon salt

- To make the curry paste, put all the ingredients into a blender or food processor, and purée to a smooth paste, adding a little water if necessary. Transfer to a bowl and reserve.
- Heat a wok or frying pan over a medium heat. Add the oil and heat until almost smoking. Add the garlic and fry until golden. Add the curry paste and cook for a further minute. Add half of the coconut milk, the fish sauce and the sugar. Stir well. The mixture should thicken slightly.
- Add the prawns and simmer for 3–4 minutes until they turn pink. Add the remaining coconut milk, the lime leaves and the chilli. Cook for a further 2–3 minutes until the prawns are just tender.
- Add the basil leaves, stir until wilted and transfer the contents of the wok or pan to a large serving dish. Garnish with the extra basil, and serve immediately.

Fish pasties

serves 4

ingredients

450g/1lb self-raising flour, plus
extra for dusting
pinch of salt
225g/8oz butter, plus extra
for greasing
3 tablespoons cold water
1 egg, lightly beaten

For the filling

50g/2oz butter
75g/3oz leek, diced

75g/3oz onion, finely chopped
75g/3oz carrot, diced
225g/8oz potato, peeled
and diced
350g/12oz cod fillets, cut into
2.5cm/1 in pieces
4 teaspoons white wine vinegar
25g/1oz Cheddar cheese, grated
1 teaspoon chopped fresh tarragon
salt and freshly ground
black pepper

- Preheat the oven to 200°C/400°F/Gas mark 6.
- To make the pastry, sift the flour and salt together into a large bowl. Add the butter, and rub it in with your fingertips until the mixture resembles coarse breadcrumbs. Add just enough of the cold water to form a dough. Knead briefly until smooth. Wrap in cling film and leave to chill in the refrigerator for 30 minutes.
- To make the filling, melt half the butter in a large frying pan over a low heat. Add the leek, onion and carrot, and cook gently for 7–8 minutes until the vegetables are softened. Remove from the heat and leave to cool slightly.
- Put the vegetable mixture into a bowl, and add the potato, cod, vinegar, remaining butter, cheese and tarragon. Season with salt and pepper.
- Remove the pastry from the refrigerator, and roll out thinly. Using a pastry cutter, press out four 19cm/7½in discs. Divide the filling between the discs.
- Moisten the edges of the pastry, and fold over to form a half-moon. Pinch and crimp the edges to seal. Put the pasties on a lightly greased baking tray. Brush generously with the beaten egg.
- Bake in the oven for 15 minutes. Remove from the oven, and brush again with the egg glaze. Return to the oven for a further 20 minutes until the pastry is golden. Serve warm.

Smoked snapper

serves 4–6

ingredients

450ml/¾pt malt vinegar
3 onions, sliced
1½ teaspoons pimento berries
1.4kg/3lb red snapper
juice of 2 limes
4 teaspoons freshly ground
black pepper
4 teaspoons salt
140ml/5fl oz vegetable oil

- In a large stainless-steel or other non-reactive saucepan, combine the vinegar, onions and pimento berries. Simmer until the onions are tender, then remove from the heat and allow to cool.
- Sprinkle the snapper with the lime juice, and season with the salt and pepper.
- Heat the oil to smoking point in a heavy frying pan, and fry the fish on both sides until crisp. Put the fish in a deep dish, and pour over the onion and vinegar mixture.
- Chill overnight in the refrigerator before serving.

Sardinian red mullet

serves 4

ingredients

50g/2oz sultanas
150ml/5fl oz red wine
2 tablespoons olive oil
2 medium onions, sliced
1 courgette, cut in half lengthways
and into 5cm/2in sticks
2 oranges
4 red mullet, boned and filleted
50g/2oz canned anchovy
fillets, drained
2 tablespoons chopped
fresh oregano

- Put the sultanas in a bowl. Pour the red wine over them, and leave to soak for 10 minutes.
- Heat the oil in a large frying pan. Add the onions and sauté for 2 minutes. Add the courgette to the pan, and sauté for a further 3 minutes or until they are tender.
- Using a zester, pare long, thin strips from one of the oranges. Using a sharp knife, remove all the peel and pith from both oranges, then segment them by slicing between the membrane.
- Add the orange zest to the frying pan. Add the wine-soaked sultanas and any liquid, the mullet and the anchovies to the pan. Leave to simmer for 10–15 minutes until the fish is cooked through. Stir in the oregano and orange segments, set aside and leave to cool.
- Put the mixture in a large bowl and leave to chill, covered, in the refrigerator for at least 2 hours. Transfer to serving plates, and serve.

French mussels

serves 4

ingredients

900g/2lb fresh mussels
3 tablespoons olive oil
1 onion, chopped
3 garlic cloves, finely chopped
2 teaspoons fresh thyme leaves
150ml/5fl oz red wine
850g/1¾lb canned chopped
plum tomatoes
2 tablespoons chopped fresh parsley
salt and freshly ground black pepper

- Clean the mussels by scrubbing or scraping the shells and pulling out any beards that are attached to them. Discard any mussels with broken shells or any that do not close when tapped on a work surface.
- Put the mussels into a large saucepan with just the water that clings to their shells. Cook the mussels, tightly covered, over a high heat for 3–4 minutes until the mussels have opened. Discard any mussels that remain closed. Strain, reserving the cooking liquid.
- Heat the oil in a large saucepan over a low heat. Add the onion and sweat gently for 8–10 minutes until softened but not coloured. Add the garlic and thyme, and cook for a further 1 minute. Add the wine and simmer rapidly until reduced and syrupy. Add the tomatoes and reserved mussel cooking liquid, and bring to the boil. Cover and simmer for 30 minutes. Uncover and cook for a further 15 minutes.
- Add the mussels and cook for a further 5 minutes until heated through. Stir in the parsley, season with salt and pepper and serve immediately.

Salmon burgers

serves 4

ingredients

350g/12oz canned boneless,
skinless pink salmon
1 egg white, beaten
100g/4oz seasoned
fresh breadcrumbs
100g/4oz onions, chopped
½ teaspoon dried thyme
½ teaspoon cracked black pepper
1 teaspoon salt
1 tablespoon corn oil
4 iceberg lettuce leaves
1 tomato, sliced
2 small pitta breads, halved
crossways

- Drain the canned salmon, reserving 2 tablespoons of the liquid.
- In a mixing bowl, combine the reserved liquid, egg white, breadcrumbs, onion, thyme, pepper and salt. Add the drained salmon and mix well. Shape the mixture into 4 patties about 1cm/½in thick.
- In a frying pan, cook the patties in the oil over a medium heat for 2–3 minutes until brown on the underside. Turn and cook for a further 2 minutes.
- Serve each patty warm, with lettuce and tomato, in half a pitta bread.

Trout with almonds

serves 4

ingredients

4 small rainbow trout, cleaned
50g/2oz low-fat spread
25g/1oz flaked almonds
2 tablespoons chopped fresh
flat-leaf parsley
1 tablespoon freshly squeezed
lemon juice
salt and freshly ground black pepper
450g/1lb potatoes, boiled, to serve

- Rinse the trout and pat dry with kitchen paper. Remove the heads if preferred.
- Melt 25g/1oz of the low-fat spread in a large frying pan, and fry the fish for 5 minutes on each side until golden brown and cooked through. Transfer to serving plates and keep warm.
- Melt the remaining low-fat spread in the juices in the pan. Add the almonds and fry until golden brown. Throw in the parsley, a little salt and pepper and the lemon juice. Spoon the sauce over the trout, and serve immediately with the potatoes.

Thai fish green curry

serves 4

ingredients

2 tablespoons vegetable oil
 1 garlic clove, chopped
 1 small aubergine, diced
 125ml/4fl oz coconut cream
 2 tablespoons Thai fish sauce
 1 teaspoon granulated sugar
 225g/8oz cod fillet, cut
 into pieces
 125ml/4fl oz fish stock
 2 kaffir lime leaves,
 finely shredded
 15 fresh Thai basil leaves

For the curry paste

5 fresh green chillies, seeded
 and chopped
 2 teaspoons chopped lemon grass
 1 large shallot, chopped
 2 garlic cloves, chopped
 1 teaspoon grated fresh
 root ginger
 2 fresh coriander roots, chopped
 ½ teaspoon ground coriander
 ¼ teaspoon ground cumin
 1 kaffir lime leaf, finely chopped
 ½ teaspoon salt

- To make the curry paste, put all the ingredients in a blender or food processor, and purée to a smooth paste, adding a little water if needed.
- Heat the vegetable oil in a large frying pan or preheated wok over a medium heat until almost smoking. Add the garlic and fry until golden. Add the curry paste and stir-fry for a few seconds before adding the aubergine. Stir-fry for 4–5 minutes until softened.
- Add the coconut cream, bring to the boil and stir until the cream thickens and curdles slightly. Add the fish sauce and sugar to the frying pan, and stir well.
- Add the cod and stock. Simmer for 3–4 minutes, stirring occasionally, until the fish is just tender. Add the lime leaves and basil, then cook for a further minute.
- Transfer to a warmed large serving dish, and serve immediately.

Fish with coconut & basil

serves 4

ingredients

2 tablespoons vegetable oil
450g/1lb skinless cod fillet
25g/1oz plain flour, seasoned
with salt and freshly ground
black pepper
1 garlic clove, crushed
2 tablespoons red curry paste
1 tablespoon fish sauce
300ml/10fl oz coconut milk
175g/6oz cherry tomatoes, halved
20 fresh basil leaves

- Heat the oil in a large preheated wok. Using a sharp knife, cut the fish into large cubes, removing any bones.
- Put the flour in a bowl, add the fish and mix until well coated. Add to the wok, and stir-fry over a high heat for 3–4 minutes until the fish begins to brown.
- Mix together the garlic, curry paste, fish sauce and coconut milk. Pour the mixture over the fish, and bring to the boil.
- Add the tomatoes to the mixture in the wok, and leave to simmer for 5 minutes.
- Roughly chop or tear the basil leaves. Add the basil to the wok and stir.
- Transfer to serving plates, and serve hot with fragrant rice.

Tuna almondine

serves 11

ingredients

vegetable oil for greasing
1½ teaspoons powdered gelatine
225ml/8fl oz boiling water
450g/1lb low-fat cottage cheese,
whipped
2 tablespoons freshly squeezed
lemon juice
½ teaspoon garlic powder
¼ teaspoon salt
75g/3oz onions, finely chopped
2 tablespoons chopped red pepper
400g/14oz canned tuna, drained
and flaked
225g/8oz almonds, sliced and
lightly toasted

- Grease a 1.2-litre/2pt fish mould and set aside.
- In a large bowl, sprinkle the gelatine over 125ml/4fl oz cold water and leave to stand for 1 minute. Add the boiling water and stir until the gelatine has dissolved completely.
- Using a hand-held mixer, blend in the cottage cheese until smooth.
- Stir in the lemon juice, garlic powder and salt. Fold in the onions, red pepper, tuna and half of the almonds.
- Pour the mixture into the prepared mould, and chill until firm. Before serving, unmould onto a platter and garnish with the remaining almonds.

Curried prawns in coconut milk

serves 4

ingredients

600ml/1pt coconut milk
2 tablespoons Thai curry paste
1 tablespoon Thai fish sauce
½ teaspoon salt
1 teaspoon granulated sugar
450g/1lb king prawns, peeled and
deveined, but with tails left intact
225g/8oz cherry tomatoes
1 fresh red chilli, seeded
and chopped
juice of ½ lime

- Pour half of the coconut milk into a pan or wok, and bring to the boil. Add the curry paste, stir until it disperses, then simmer for about 10 minutes.
- Add the fish sauce, salt, sugar and remaining coconut milk. Simmer for another 5 minutes.
- Add the prawns, cherry tomatoes and chilli. Simmer gently for about 5 minutes until the prawns are pink and tender. Serve immediately, sprinkled with the lime juice.

Salt cod fritters

serves 6

ingredients

- 100g/4oz self-raising flour
- 1 egg, beaten
- 150ml/5fl oz milk
- 250g/9oz salt cod, soaked in cold water overnight
- 1 small red onion, finely chopped
- 1 small fennel bulb, finely chopped
- 1 fresh red chilli, finely chopped
- 2 tablespoons vegetable oil

- Sift the flour into a large bowl. Make a well in the centre of the flour, and add the egg. Using a wooden spoon, gradually draw in the flour while slowly adding the milk, and mix to form a smooth batter. Leave to stand for 10 minutes.
- Drain the salt cod and rinse under cold running water. Drain again thoroughly. Remove and discard the skin and any bones, then mash the flesh with a fork.
- Put the fish in a large bowl, and combine with the onion, fennel and chilli. Add the mixture to the batter, and blend together.
- Heat the oil in a large frying pan and, taking about 1 tablespoon of the mixture at a time, spoon carefully into the hot oil. Cook the fritters, in batches, for 3–4 minutes on each side until golden and slightly puffed. Keep warm while cooking the remaining mixture. Serve with vegetables and rice.

Noodles with cod & mango

serves 4

ingredients

250g/9oz dried egg noodles
450g/1lb skinless cod fillet, cut into thin strips
1 tablespoon paprika
2 tablespoons sunflower oil
1 red onion, diced
1 yellow pepper, seeded and sliced
1 red pepper, seeded and sliced
1 green pepper, seeded and sliced
100g/4oz baby corn cobs, halved
1 mango, peeled, stoned and sliced
100g/4oz beansprouts
2 tablespoons tomato ketchup
2 tablespoons light soy sauce
2 tablespoons medium sherry
1 teaspoon cornflour

- Put the noodles in a large bowl, and pour over enough boiling water to cover. Leave to stand for about 10 minutes.
- Meanwhile, put the cod in a large bowl, add the paprika and toss well to coat the fish evenly.
- Heat the oil in a preheated wok or large heavy frying pan over a medium heat. Add the onion, peppers and baby corn cobs, and stir-fry for about 5 minutes.
- Add the cod to the wok or pan together with the sliced mango. Stir-fry for a further 2–3 minutes until the fish is tender. Add the beansprouts to the wok and toss well to combine.
- Mix the tomato ketchup, soy sauce, sherry and cornflour together. Add the mixture to the wok and cook, stirring occasionally, until the juices thicken.
- To serve, drain the noodles well, and divide among four warmed serving bowls. Divide the cod and mango stir-fry among the bowls, and serve immediately.

Vegetables & Vegetarian

This chapter includes a variety of vegetable and vegetarian main courses. If you are cooking for guests, some of whom are vegetarian, you can either go all-out vegetarian or, with some of these recipes, offer both a meat and vegetarian option. But the recipes in this chapter are so hearty and delicious that most meat eaters would never think to miss it. Again, as with other parts of the book, the recipes in this chapter are diverse, and include bakes, soufflés, gratins, roasts, curries and stir-fries.

Vegetarian spaghetti sauce

serves 8

ingredients

4 carrots, finely chopped
1 onion, finely chopped
1 tablespoon olive oil
2 garlic cloves, finely minced
400g/14oz canned cooked kidney beans, drained
400g/14oz canned cooked cannellini beans, drained
1 tablespoon chopped fresh basil
1 tablespoon chopped fresh oregano
2 x 400g/14oz cans chopped plum tomatoes
50ml/2fl oz tomato purée
100g/4oz mushrooms, sliced
275g/10oz broccoli
¼ teaspoon freshly ground black pepper

- Sweat the carrots and onion in the oil in a large non-stick saucepan for 5 minutes until softened. Add the garlic and sweat for a further 30 seconds.
- Add the kidney and cannellini beans, basil, oregano, tomatoes, tomato purée and mushrooms. Simmer, covered, for 25 minutes. Add the broccoli and pepper, and cook for about 5 minutes until the broccoli is tender but still with a bite.
- Serve hot over freshly cooked spaghetti.

Asparagus cashew stir-fry

serves 4

ingredients

225g/8oz raw cashew nuts
2 tablespoons sunflower oil
450g/1lb fresh asparagus
4 spring onions, chopped
1 red pepper, seeded and chopped
1 garlic clove, minced
900g/2lb freshly cooked brown
rice, to serve

For the sauce

3 tablespoons light soy sauce
2 tablespoons cornflour
350ml/12fl oz water
1 tablespoon minced fresh
root ginger
1 teaspoon sesame oil
1/4 teaspoon crushed red
pepper flakes

- Spread the cashew nuts over a baking sheet. Toast under a hot grill until golden, turning them frequently. Set aside.
- To make the sauce, combine the soy sauce and cornflour in a small bowl, stirring until smooth. Stir in the remaining sauce ingredients, and set aside.
- Heat the oil in a wok over a medium-high heat. Stir-fry the asparagus, spring onions, pepper and garlic until the vegetables are tender. Stir the sauce mixture, pour it over the vegetables and stir-fry until the sauce is thickened and glossy. Reduce the heat and fold in the cashew nuts.
- Cover and cook for 1 minute until the cashews are heated through. Serve immediately with the hot brown rice.

Batter-dipped tofu

serves 4–6

ingredients

225g/8oz firm tofu
125g/4½oz plain flour
2 tablespoons toasted wheatgerm
½ teaspoon dried thyme
¼ teaspoon dried dill
¼ teaspoon garlic powder
¼ teaspoon paprika
¼ teaspoon freshly ground
black pepper
1 egg
1 tablespoon milk
1 teaspoon hot pepper sauce
2 tablespoons sunflower oil

For the ginger dipping sauce
100ml/3½fl oz rice vinegar
50g/2oz granulated sugar
2 tablespoons light soy sauce
1 teaspoon cornflour
1 tablespoon finely minced fresh
root ginger

- To make the ginger dipping sauce, put the vinegar, sugar, soy sauce and 175ml/6fl oz water in a small saucepan. Bring to the boil, reduce the heat and simmer, stirring occasionally, for 5 minutes.
- Meanwhile, in a small bowl, combine the cornflour and 1 teaspoon water, and stir into the sauce. Keep stirring until the sauce is clear and thickened. Remove the pan from the heat, and stir in the ginger. Keep warm until needed.
- Cut the tofu into 2.5cm/1in squares about 8mm/¼in thick. Set aside.
- Combine the flour, wheatgerm, thyme, dill, garlic powder, paprika and pepper in a medium bowl.
- In a separate bowl, lightly whisk the egg using a fork. Add the milk and hot pepper sauce, and whisk again to combine.
- Heat the oil in a large wok over a medium-high heat. Piece by piece, dip the tofu in the flour, then in the egg mixture, and again in the flour. Fry the pieces of tofu for about 3 minutes on each side until golden brown (if necessary, cook in batches so that the temperature of the oil does not drop). Drain on kitchen paper.
- Serve immediately with a bowl of the ginger sauce for dipping.

Brinjal curry

serves 4

ingredients

300g/11oz aubergine, cut into
2.5cm/1in cubes
75ml/3fl oz vegetable oil
a little salt
1 teaspoon mustard seeds
20 curry leaves
1 teaspoon skinned and split
urad dal
150g/5oz onions, finely sliced
200g/7oz tomatoes
1 tablespoon tomato purée
½ teaspoon chilli powder
½ teaspoon ground coriander
½ teaspoon ground turmeric

- Soak the aubergine in cold water for 10 minutes. Drain and pat dry with kitchen paper.
- In a large frying pan, heat 4 tablespoons of the oil over a medium heat. Add the aubergine and a little salt, and cook for 10 minutes or until the aubergine is brown and soft. Drain the aubergine on kitchen paper, and set aside in a warm place.
- Heat the remaining oil in the same pan. Add the mustard seeds and, as they begin to pop, add the curry leaves and urad dal. Cook, stirring, for a few minutes or until the dal is golden, then add the onions and a little salt and cook until the onions are starting to colour, stirring occasionally.
- Add the tomatoes, tomato purée, chilli powder, coriander and turmeric, and mix well. Add the aubergine and cook for a further 5 minutes, stirring occasionally, until the tomatoes break down. Transfer the mixture to a serving dish, and serve immediately.

Potato & onion pizza

serves 4

ingredients

For the dough

1 teaspoon dried yeast
½ teaspoon granulated sugar
pinch of salt
250ml/9fl oz warm water
175g/6oz white bread flour
150g/5oz wholemeal plain flour

For the topping

1 red pepper
1 potato, very thinly sliced
1 large onion, sliced
100g/4oz soft goat's cheese,
crumbled into small pieces
3 tablespoons capers, rinsed
and drained
1 tablespoon dried oregano
1–2 tablespoons olive oil

- To make the dough, mix the yeast, sugar, salt and water in a bowl. Leave in a warm place for 10 minutes or until foamy. Sift both flours into a bowl. Make a well, add the yeast mixture and mix to a firm dough. Knead on a lightly floured surface for 5 minutes or until smooth. Put in a lightly oiled bowl, cover with cling film and leave in a warm place for 1–1½ hours until doubled in size.
- Preheat the oven to 200°C/400°F/Gas mark 6. Brush a 30cm/12in pizza tray with oil. Punch down the dough and knead for 2 minutes. Roll out to a 35cm/14in round. Put the dough on the tray and fold the edge over to form a rim.
- To make the topping, cut the pepper into large flat pieces and remove the seeds. Put the pepper, skin side up, under a hot grill until blackened. Cool, then peel away and discard the skin, and slice the flesh.
- Arrange the potato over the base with the pepper, onion and half of the cheese. Sprinkle with the capers and oregano, and drizzle with a little oil. Brush the crust edge with a little more oil, and bake the pizza in the oven for 15–20 minutes. Add the remaining cheese and bake until the crust is golden and crisp. Serve hot.

Spinach & mushroom bhaji

serves 8

ingredients

1 tablespoon mustard seeds	450g/1lb button mushrooms, thickly sliced
2 teaspoons coriander seeds	400g/14oz canned chopped plum tomatoes
1 teaspoon cumin seeds	900g/2lb fresh spinach, roughly shredded
2 garlic cloves, roughly chopped	4 tablespoons desiccated or shredded coconut, to garnish
2.5cm/1 in piece of fresh root ginger, roughly chopped	salt and freshly ground black pepper
50ml/2fl oz vegetable oil	
2 large onions, thinly sliced	
2 teaspoons ground turmeric	
1½ teaspoons chilli powder	

- Put the mustard, coriander and cumin seeds in a large heavy flameproof casserole dish, and dry-roast over a medium heat for 2–3 minutes until aromatic, stirring all the time. Remove from the dish and, using a mortar and pestle, crush into a paste with the garlic and ginger.
- Heat the oil in the casserole dish, add the onions and sauté gently, stirring frequently, for about 10 minutes until soft and golden. Add the spice paste, turmeric and chilli powder, and sauté gently, stirring all the time, for 5 minutes.
- Add the mushrooms and stir to coat well with the spiced mixture, then add the tomatoes and bring to the boil, stirring all the time. Simmer for 10 minutes, stirring occasionally.
- Add the spinach and stir well, then season with salt and pepper. Reduce the heat, cover and simmer for 15 minutes, stirring frequently to blend in the spinach.
- Check the seasoning and adjust if necessary, then turn the mixture into a warmed serving dish. Sprinkle with the coconut, and serve immediately.

Tofu & broccoli stir-fry

serves 4

ingredients

- 2 tablespoons dry sherry
- 2 tablespoons light soy sauce
- 4 teaspoons cornflour
- 1 teaspoon ground ginger
- 1 tablespoon vegetable oil
- 2 garlic cloves, minced
- 350g/12oz broccoli, cut into bite-size pieces
- 100g/4oz onion, cut into wedges
- 200g/7oz beansprouts
- 450g/1lb firm tofu, cut into 1cm/½in pieces
- 250g/9oz freshly cooked brown rice, to serve

- Put the sherry, soy sauce, cornflour and ginger in a bowl. Add 150ml/5fl oz water, and stir together.
- Heat the oil in a wok or large frying pan over a medium heat. Add the garlic and stir-fry for 15 seconds. Add the broccoli and onion, and stir-fry for 5 minutes, then add the beansprouts and stir-fry for a further 1 minute.
- Tip the sauce mixture to the wok and stir until the sauce is thickened and glossy. Stir in the tofu and heat through. Serve with the hot brown rice.

Braised Chinese vegetables

serves 4

ingredients

- 15g/½oz dried Chinese mushrooms
- 225g/8oz firm tofu, cubed
- 50ml/2fl oz vegetable oil
- 75g/3oz straw mushrooms
- 75g/3oz sliced bamboo shoots,
drained
- 50g/2oz mangetout, topped
and tailed
- 175g/6oz Chinese leaves such as
pak choi, shredded
- 1 teaspoon salt
- ½ teaspoon soft brown sugar
- 1 tablespoon light soy sauce

- Soak the Chinese mushrooms in cold water for 20–25 minutes, then drain, discarding any hard stalks.
- Harden the tofu pieces by putting them in a wok of boiling water for about 2 minutes. Remove and drain.
- Tip the water out of the wok, and wipe dry. Heat the oil in the wok, and lightly brown the tofu pieces on both sides. Remove with a slotted spoon and drain on kitchen paper.
- Stir-fry the vegetables in the wok for 1½ minutes, then add the tofu, salt, sugar and soy sauce. Continue stirring for 1 minute, then cover and braise for 2–3 minutes. Serve immediately.

Broccoli & asparagus fusilli

serves 4

ingredients

225g/8oz dried fusilli
1 tablespoon olive oil
1 head broccoli, cut into florets
2 courgettes, sliced
225g/8oz fresh asparagus spears
100g/4oz mangetout
100g/4oz frozen green peas
25g/1oz butter
2 tablespoons vegetable stock
4 tablespoons double cream
2 tablespoons chopped fresh
flat-leaf parsley
2 tablespoons freshly grated
Parmesan cheese
salt and freshly ground black pepper

- Bring a large saucepan of lightly salted water to the boil. Add the fusilli and oil and cook until al dente. Drain, return to the pan with a very little of the cooking liquid, cover and keep warm.
- Meanwhile, steam the broccoli, courgettes, asparagus and mangetout over a pan of salted boiling water until they are just beginning to soften. Remove from the heat and refresh in cold water. Drain and set aside.
- Bring a small saucepan of lightly salted water to the boil. Add the peas and cook for 3 minutes, then drain.
- Put the butter and stock in a saucepan over a medium heat. When the butter has melted, add the vegetables, and toss until heated through. Stir in the cream, and heat through gently without boiling. Season with salt and pepper.
- Transfer the pasta to a warmed serving dish, and stir in the parsley. Spoon the sauce over the pasta, then sprinkle the Parmesan over the top. Serve immediately.

Cabbage & tofu

serves 4

ingredients

- 3 tablespoons vegetable oil
- 2½ tablespoons tamari
- 1 tablespoon Worcestershire sauce
- ½ teaspoon ground allspice
- 550g/1lb 4oz firm tofu, cubed
- 1 onion, chopped
- 500g/1lb 2oz cabbage, shredded

For the sauce

- 2 tablespoons tomato purée
- 1 tablespoon vinegar
- 1 teaspoon dried dill
- 1 teaspoon salt
- ½ teaspoon paprika

- Preheat the oven to 190°C/375°F/Gas mark 5.
- In a baking dish, combine 1 tablespoon of the vegetable oil with the tamari, Worcestershire sauce and allspice to make a marinade. Add the tofu and cook in the oven for about 35 minutes, turning the cubes two or three times during the cooking.
- Sweat the onion in the remaining oil until translucent. Add the cabbage and cook, stirring occasionally, for 5 minutes. Toss the cabbage mixture in the baked tofu.
- Combine the sauce ingredients in a bowl. Add 50ml/2fl oz water, and pour the sauce over the cabbage, onion and tofu. Stir to coat the ingredients evenly. Remove from the heat.
- Cover and return the dish to the oven for 30 minutes. Serve hot over rice or mashed potatoes.

Chickpea chole

serves 4–6

ingredients

3 tablespoons vegetable oil	400g/14oz canned chopped plum tomatoes
1 onion, chopped	1½ teaspoons Demerara sugar
2 garlic cloves, crushed	2 tablespoons freshly squeezed lime juice
2.5cm/1in piece of fresh root ginger, grated	4 tablespoons torn fresh coriander leaves
4 teaspoons ground cumin	salt
1 tablespoon ground coriander	
2 teaspoons chilli powder	
1 teaspoon ground turmeric	
2 x 425g/14oz cans cooked chickpeas, drained and rinsed	

- Heat the oil in a heavy saucepan. Add the onion, garlic and ginger, and sweat over a gentle heat, stirring frequently, for about 5 minutes until softened.
- Stir in the ground cumin, coriander, chilli powder and turmeric, and fry for 2 minutes until aromatic. Add the chickpeas, tomatoes and sugar. Season with salt, and stir to combine the ingredients. Cover the pan and simmer the curry gently, stirring occasionally, for 10 minutes.
- Stir in 1 tablespoon of the lime juice and the torn coriander leaves, and heat through for a further 2 minutes. Taste the curry and add the remaining lime juice and more salt if necessary. Serve hot.

Baked peanut tofu

serves 3-4

ingredients

- 4 tablespoons smooth peanut butter
- 2 tablespoons tamari
- 1 garlic clove, crushed
- 450g/1lb firm tofu, cubed
- 1½ tablespoons arrowroot

- In a small bowl, mix together the peanut butter, tamari and garlic. Slowly stir in 225ml/8fl oz water. Mix well until the water is incorporated. Put the tofu in a shallow dish and pour the liquid over it.
- Leave the tofu to marinate for at least 30 minutes.
- Preheat the oven to 190°C/375°F/Gas mark 5.
- Remove the tofu cubes from the marinade, and put them on a well-greased baking tray. Reserve the marinade to make the sauce.
- Bake the tofu cubes in the oven for 30–45 minutes until the desired crispness is reached.
- Mix the arrowroot with the remaining marinade. Put the mixture in a heavy saucepan, and cook over a high heat, stirring constantly, until the sauce thickens. Put the baked tofu on a bed of rice or pasta. Cover with the sauce, and serve immediately.

Spicy okra

serves 4

ingredients

- 3 tablespoons ghee or butter
- 1 large onion, sliced
- 2 garlic cloves, sliced
- 1 tablespoon ground coriander
- 1 teaspoon freshly ground black pepper
- 1 teaspoon ground turmeric
- ½ teaspoon salt
- 450g/1lb okra, topped, tailed and cut into 1cm/½in pieces
- ½ teaspoon garam masala

- Melt the ghee or butter in a large frying pan over a low heat. Add the onions and garlic, and sweat until soft but not caramelized.
- Add the ground coriander, pepper, turmeric and salt, and sweat for a further 4 minutes, stirring constantly.
- Add the okra. Coat with the mixture, then stir in 600ml/1pt water. Cover and simmer for 5–10 minutes until the okra is tender. Stir in the garam masala, and serve immediately.

Okra with mango & lentils

serves 4

ingredients

- 100g/4oz green lentils such as Puy,
picked and rinsed
- 50ml/2fl oz corn oil
- ½ teaspoon onion seeds
- 2 onions, sliced
- 1 teaspoon fresh root ginger pulp
- 1 teaspoon garlic pulp
- 1½ teaspoons chilli powder
- ¼ teaspoon ground turmeric
- 1 teaspoon ground coriander
- 1 green or unripe mango, peeled
and stoned
- 450g/1lb okra, chopped
- 2 fresh red chillies, seeded
and sliced
- 1 tomato, sliced

- Put the lentils a saucepan with just enough water to cover. Bring to the boil, and boil for a couple of minutes, then reduce the heat. Simmer for about 20 minutes until soft, topping up with water if necessary. Drain.
- Heat the oil in a wok or large heavy frying pan. Add the onion seeds and fry until they begin to pop. Add the onions and sauté until they are golden. Reduce the heat and add the ginger, garlic, chilli powder, turmeric and coriander. Stir for a minute or so.
- Slice the mango, then add with the okra. Stir well, then add the chillies. Stir-fry for about 3 minutes until the okra is well cooked. Stir in the cooked lentils and tomato, then cook for a further 3 minutes. Serve immediately.

Chestnut & sprout sauté

serves 8

ingredients

900g/2lb fresh chestnuts
600ml/1pt vegetable stock
900g/2lb fresh Brussels sprouts
100g/4oz butter
450g/1lb onions, quartered, with
layers separated
225g/8oz celery, trimmed and cut
into 2.5cm/1in pieces
freshly grated zest of 1 lemon
salt and freshly ground black pepper

- Snip the brown outer skins of the chestnuts, and put the chestnuts in boiling water for 3–5 minutes. Lift out a few at a time, then peel off both the brown and inner skins.
- Put the chestnuts in a saucepan, cover with the stock and simmer for 40–45 minutes until tender. Drain well.
- Meanwhile, trim the sprouts and, with a sharp knife, make a cross in the stalk end of each one.
- Cook the sprouts in boiling salted water for 3–4 minutes only; drain well.
- Melt the butter in a large heavy frying pan. Add the onions, celery and lemon zest, and sauté for 2–3 minutes until softened. Add the cooked chestnuts and sprouts, and season with salt and pepper. Sauté for a further 1–2 minutes, and serve immediately.

Vegetable raisin curry

serves 4

ingredients

1 tablespoon vegetable oil
1 large onion, coarsely chopped
1 teaspoon freshly minced garlic
1 tablespoon plain flour
2 teaspoons curry powder
¼ teaspoon cayenne pepper
450g/1lb frozen mixed vegetables
100g/4oz raisins
½ teaspoon salt
500ml/18fl oz vegetable stock
225g/8oz quick-cooking couscous
50g/2oz sliced almonds, toasted

- In a frying pan, heat the oil and sauté the onion and garlic for a few minutes until soft. Stir in the flour, curry powder and cayenne, and cook for 1 minute, stirring constantly. Stir in the vegetables, raisins, salt and half of the stock. Cover and bring to a boil over a high heat.
- Reduce the heat to low and continue cooking, covered, for 10 minutes, stirring occasionally.
- Bring the remaining stock to the boil in a small saucepan. Stir in the couscous and remove from the heat. Cover and leave to stand for 5 minutes or until the liquid is absorbed. Fluff the grains with a fork.
- To serve, put the curry on a bed of couscous, sprinkle with the almonds and serve immediately.

Tofu with mushrooms

serves 4

ingredients

- 3 tablespoons light soy sauce
- 2 tablespoons Chinese rice wine
- 2 teaspoons brown sugar
- 1 garlic clove, crushed
- 1 tablespoon grated fresh root ginger
- ½ teaspoon five-spice powder
- 225g/8oz firm tofu, cut into
2.5cm/1in cubes
- 6 dried Chinese mushrooms
- 1 teaspoon cornflour
- 2 tablespoons groundnut oil
- 6 spring onions, sliced into
2.5cm/1in lengths, white and
green parts separated

- In a small bowl, mix together the soy sauce, rice wine, sugar, garlic, ginger and five-spice powder.
- Put the tofu in a shallow dish. Pour the marinade over, toss well and leave to marinate for about 30 minutes. Drain, reserving the marinade.
- Meanwhile, soak the dried Chinese mushrooms in warm water for 20–30 minutes until soft. Drain, reserving 75ml/3fl oz of the soaking liquid. Squeeze out any excess liquid from the mushrooms, remove the stalks and slice the caps. In a bowl, blend the cornflour with the reserved marinade and mushroom soaking liquid.
- Heat the oil in a wok or large heavy frying pan until hot. Add the tofu and stir-fry for 3 minutes or until evenly golden. Remove from the wok using a slotted spoon, and set aside.
- Add the mushrooms and white parts of the spring onions to the wok, and stir-fry for 2 minutes. Pour in the marinade mixture and stir for 1 minute until thickened.
- Return the tofu to the wok with the green parts of the spring onions. Simmer gently for 1–2 minutes. Serve immediately with rice noodles.

Pineapple & coconut curry

serves 6

ingredients

- 2 tablespoons groundnut oil
- 1 red onion, sliced
- 2 garlic cloves, crushed
- 2 whole cloves, bruised
- 5cm/2in cinnamon stick
- ¼ teaspoon ground cardamom
- ½ teaspoon ground turmeric
- 2 teaspoons ground cumin
- 1 tablespoon ground coriander
- 1 large fresh red chilli, deseeded and sliced
- ½ teaspoon salt
- 1 ripe pineapple, peeled, cored and cut into 2.5cm/1in chunks
- 75g/3oz creamed coconut, dissolved in 250ml/9fl oz boiling water

- Heat the oil in a flameproof casserole dish, add the onion, garlic, cloves and cinnamon stick, and sauté over a gentle heat, stirring frequently, for about 5 minutes until softened.
- Add the ground cardamom, turmeric, cumin, coriander, chilli and salt to the pan, and sauté for a further 2 minutes. Add the pineapple chunks and stir well to coat them evenly in the spice mixture.
- Stir in the coconut milk, stir to mix and bring to the boil. Reduce the heat and cook the curry very gently, stirring frequently, for 2–3 minutes until the pineapple is tender but not mushy and the sauce is very thick. Taste and adjust the seasoning if necessary, and serve immediately.

Quinoa & butter beans

serves 4

ingredients

- 25g/1oz butter
- 175g/6oz onion, finely chopped
- 1 tablespoon minced fresh ginger
- 175ml/6fl oz freshly squeezed orange juice
- 2 tablespoons clear honey
- ½ teaspoon salt
- ¼ teaspoon ground coriander
- ¼ teaspoon ground cardamom
- ⅓ teaspoon ground nutmeg
- 225g/8oz sweet potato, cut into 2cm/½in pieces
- 225g/8oz butternut squash, cut into 2cm/½in pieces
- 225g/8oz canned cooked butter beans, drained and rinsed
- 225g/8oz quinoa
- 50g/2oz cranberries, chopped

- Melt the butter in a large saucepan over a medium-high heat. Add the onion and ginger, and sauté, stirring, until the onion is softened. Stir in the orange juice, 150ml/5fl oz water, honey, salt, coriander, cardamom and nutmeg, and bring to the boil.
- Stir in the sweet potato and squash, and bring back to the boil. Reduce the heat to a simmer and cook, uncovered, for 7 minutes. Stir in the butter beans and quinoa, and return to the boil. Reduce the heat and simmer, covered, for 15 minutes.
- Stir in the cranberries and simmer, covered, for a further 5 minutes. Serve hot.

Pepper & onion pizza

serves 4

ingredients

2 large red peppers
4 tablespoons olive oil, plus extra
for drizzling
2 large onions, sliced
450g/1lb white bread and pizza mix
200g/7oz mozzarella cheese, sliced
400g/14oz canned chopped plum
tomatoes, drained
3 garlic cloves, thinly sliced
salt and freshly ground black pepper

- Preheat the oven to 200°C/400°F/Gas mark 6. Halve the peppers and roast in the oven until blackened all over. Leave until cold enough to handle, then carefully peel off the skins. Cut the flesh into thick strips, discarding the seeds. Leave the oven on.
- Heat 2 tablespoons olive oil in a frying pan, and sweat the onions gently for 5 minutes until softened but not coloured. Set aside.
- Make up the pizza dough following the packet instructions, substituting 2 tablespoons oil for a similar amount of the liquid measurement. Roll out into a 30cm/12in round on a floured work surface, then slide onto a baking tray.
- Cover the pizza base with the mozzarella. Scatter over the tomatoes, onions and peppers, then the garlic. Season with salt and pepper, drizzle with olive oil and leave in a warm place for 20–30 minutes until the dough has doubled in thickness.
- Bake in the oven for 15–20 minutes until golden and bubbling. Serve hot.

Potato curry

serves 4

ingredients

2 tablespoons vegetable oil
1 teaspoon mustard seeds
2 dried red chillies
3 curry leaves
2 onions, chopped
½ teaspoon ground coriander
½ teaspoon garam masala
½ teaspoon ground turmeric
¼ teaspoon chilli powder
2 tomatoes, quartered
400g/14oz potatoes, cut into chunks
125ml/4fl oz coconut milk

- Heat the oil in a large saucepan over a medium heat. Add the mustard seeds, chillies and curry leaves. As the mustard seeds begin to pop, add the onions and sauté, stirring, until lightly browned.
- Stir in the coriander, garam masala, turmeric and chilli powder. Sauté for a minute or so. Add the tomatoes and cook for 5 minutes.
- Add the potatoes and cook over a gentle heat for 5 minutes, stirring constantly. Pour in the coconut milk and 125ml/4fl oz water. Cook for 15–20 minutes until the potatoes are tender. Serve hot.

Casseroled beans & penne

serves 4

ingredients

225g/8oz dried haricot beans, soaked overnight, rinsed and drained	2 tablespoons tomato purée
900ml/1½pt vegetable stock	225g/8oz dried penne
100ml/3½fl oz olive oil	2 celery sticks, sliced
2 large onions, sliced	100g/4oz mushrooms, sliced
2 garlic cloves, chopped	225g/8oz tomatoes, sliced
2 bay leaves	1 teaspoon muscovado sugar
1 teaspoon dried oregano	4 tablespoons dried white breadcrumbs
75ml/3fl oz red wine	salt and freshly ground black pepper

- Preheat the oven to 180°C/350°F/Gas mark 4.
- Put the haricot beans in a large heavy saucepan, and add enough cold water to cover. Bring to the boil and continue to boil vigorously for 20 minutes. Drain.
- Put the beans in a large flameproof casserole dish. Add the vegetable stock, and stir in all but 1 tablespoon of the oil, the onions, garlic, bay leaves, oregano, wine and tomato purée. Bring to the boil, then cover and cook in the oven for 2 hours.
- Bring a large saucepan of lightly salted water to the boil. Add the penne and the remaining oil, and cook for about 3 minutes. Drain.
- Add the penne, celery, mushrooms and tomatoes to the casserole dish, and season with salt and pepper. Stir in the muscovado sugar, and sprinkle the breadcrumbs over the top. Cover the dish and cook in the oven for a further 1 hour. Serve hot.

Tabbouleh & tofu

serves 8

ingredients

225g/8oz bulgur wheat
600ml/1pt lukewarm water
75ml/3fl oz olive oil
75ml/3fl oz freshly squeezed
lemon juice
4 garlic cloves, finely chopped
25g/1oz chopped fresh
flat-leaf parsley
25g/1oz chopped fresh mint
4 tomatoes, peeled and chopped
1 bunch of spring onions, trimmed
and finely chopped
200g/7oz marinated tofu
salt and freshly ground black pepper

- Soak the bulgur wheat in the water for 30 minutes, then drain in a sieve, squeezing it with your hands to extract the water. Tip out onto a clean tea towel, gather the corners together and wring out the water so that the bulgur is as dry as possible.
- Whisk the oil and lemon juice together in a bowl with the garlic, parsley and mint. Season with salt and pepper. Add the bulgur and toss to coat in the dressing.
- Add the tomatoes, spring onions and tofu. Fork through until evenly distributed. Taste and adjust the seasoning, and serve the tabbouleh at room temperature.

Stuffed peppers

serves 4

ingredients

3 green peppers	1 teaspoon sugar
3 red peppers	3 tablespoons chopped fresh coriander leaves
2 yellow peppers	225g/8oz risotto rice such as Arborio or Carnaroli
5 tablespoons olive oil	½ teaspoon ground cinnamon
2 onions, chopped	salt and freshly ground black pepper
4 garlic cloves, crushed	
350g/12oz tomatoes, seeded and chopped	
1 tablespoon tomato purée	

- Cut a slice off the top of each pepper and reserve. Remove the cores, seeds and membranes, and discard. Wash the peppers and pat dry with kitchen paper.
- Heat 4 tablespoons of the oil in a large frying pan, add the peppers and sauté gently for 10 minutes, turning them frequently so that they soften and colour on all sides. Remove from the pan with a slotted spoon, and drain on kitchen paper.
- To make the stuffing, drain off all but 2 tablespoons of oil from the pan, then add the onion and garlic, and seat very gently for about 15 minutes. Add the tomatoes and sweat gently to soften, stirring constantly. Increase the heat and cook rapidly to drive off the liquid – the mixture should be thick and pulpy.
- Reduce the heat, and add the tomato purée, sugar. Season with salt and pepper, and simmer gently for 5 minutes. Remove the pan from the heat and stir in the chopped fresh coriander and the risotto rice. Spoon the stuffing into the peppers, dividing it equally between them.
- Stand the peppers close together in a flameproof casserole dish. Sprinkle with the cinnamon, then the remaining 1 tablespoon oil. Put the reserved 'lids' on top.
- Carefully pour 150ml/5fl oz water into the bottom of the pan, then bring to the boil. Reduce the heat, cover with a plate or saucer that just fits inside the rim of the dish, then place weights on top.
- Simmer gently for 1 hour, then remove from the heat and leave to cool. Chill in the refrigerator overnight, with the weights still on top. Serve the stuffed peppers chilled, with garlic bread and a salad.

Courgette quiche

serves 4

ingredients

For the pastry

175g/6oz plain flour
pinch of salt
100g/4oz butter, cut into pieces
100g/4oz Cheddar cheese, grated
1 egg yolk, beaten
a little egg white, to seal

For the filling

350g/12oz courgettes, cut into
2.5cm/1in chunks
3 eggs
150ml/5fl oz double cream
2 teaspoons chopped fresh basil
finely grated zest of 1 lime
a little egg white
salt and freshly ground
black pepper

- Make the pastry by sifting the flour into a bowl with a pinch of salt. Add the butter in pieces and rub in thoroughly with fingertips until the mixture resembles fine breadcrumbs.
- Stir in the cheese, then the egg yolk. Gather the mixture together with your fingers to make a smooth ball of dough. Wrap the dough in cling film and chill in the refrigerator for about 30 minutes.
- Preheat the oven to 200°C/400°F/Gas mark 6.
- To make the filling, plunge the courgette pieces into salted boiling water, bring back to the boil, then simmer for 3 minutes. Drain and set aside.
- Put the eggs in a jug, and beat lightly together with the cream. Stir in the basil and lime zest, and sprinkle with salt and pepper. Set aside.
- Roll out the chilled dough on a floured work surface, and use to line a loose-bottomed 23cm/9in flan tin. Refrigerate for 15 minutes.
- Prick the base of the dough with a fork, then line with foil. Stand the tin on a preheated baking sheet, and bake in the oven for 10 minutes.
- Remove the foil and brush the inside of the pastry case with the egg white to seal. Return to the oven for 5 minutes.
- Stand the courgette chunks upright in the pastry case, then slowly pour in the egg and cream mixture. Return to the oven for 20 minutes until set and golden. Serve hot or cold.

Spicy Japanese noodles

serves 4

ingredients

500g/1lb 2oz fresh Japanese
noodles such as soba
1 tablespoon sesame oil
1 tablespoon sesame seeds
1 tablespoon sunflower oil
1 red onion, sliced
100g/4oz mangetout
175g/6oz carrots, thinly sliced
350g/12oz white cabbage,
shredded
3 tablespoons sweet chilli sauce
2 spring onions, sliced

- Bring a large saucepan of water to the boil. Add the noodles to the pan, and cook for 2–3 minutes. Drain the noodles thoroughly. Toss the noodles with the sesame oil and sesame seeds, and set aside.
- Heat the sunflower oil in a large preheated wok. Add the onion slices, mangetout, carrot slices and shredded cabbage, and stir-fry for about 5 minutes.
- Add the sweet chilli sauce to the wok and cook, stirring occasionally, for a further 2 minutes. Add the sesame noodles to the wok, toss thoroughly to combine and heat for a further 2–3 minutes.
- Transfer the Japanese noodles and spicy vegetables to warm individual serving bowls, scatter over the spring onions and serve immediately.

Vegetarian pizza

serves 4

ingredients

1 large ready-prepared pizza base (or see dough on page 517)	4 spring onions, trimmed and chopped
200ml/7fl oz tomato purée	1 tablespoon mixed dried herbs
4 spinach leaves, stalks removed	50g/2oz mozzarella cheese, grated
1 tomato, sliced	2 tablespoons freshly grated Parmesan cheese
1 celery stick, thinly sliced	1 marinated artichoke heart
½ green pepper, thinly sliced	olive oil for drizzling
1 baby courgette, sliced	sea salt and freshly ground black pepper
25g/1oz fresh asparagus tips	
25g/1oz sweetcorn kernels	
25g/1oz fresh or frozen peas	

- Preheat the oven to 200°C/400°F/Gas mark 6.
- Put the pizza base on a large greased baking tray. Spread the tomato purée over the base, almost to the edge.
- Arrange the spinach leaves on the sauce, followed by the tomato slices. Top with the remaining vegetables and the herbs.
- Mix together the cheeses, and sprinkle over the top. Put the artichoke heart in the centre. Drizzle the pizza with a little oil and season with salt and pepper.
- Bake in the oven for 18–20 minutes until the edges are crisp and golden. Serve immediately.

Nut roast

serves 6

ingredients

2 tablespoons olive oil
1 large onion, diced
2 garlic cloves, crushed
275g/10oz mushroom caps, wiped
with damp kitchen paper and
finely chopped
200g/7oz raw cashew nuts
200g/7oz Brazil nuts
100g/4oz Cheddar cheese, grated
25g/1oz Parmesan cheese,
freshly grated
1 egg, lightly beaten
2 tablespoons chopped fresh chives
75g/3oz fresh wholemeal
breadcrumbs
salt and freshly ground black pepper

- Grease a 14 x 21cm/5 1/2 x 8 1/2 in loaf tin, and line the bottom with baking parchment.
- Heat the oil in a frying pan over a medium heat, and add the onion, garlic and mushrooms. Sweat until soft, then cool.
- Process the nuts in a blender or food processor until finely chopped.
- Preheat the oven to 180°C/350°F/Gas mark 4.
- Combine the cooled mushrooms, chopped nuts, Cheddar, Parmesan, egg, chives and breadcrumbs in a bowl. Mix well and season with salt and pepper.
- Press the mixture into the loaf tin, and bake for 45 minutes or until firm. Remove from the oven and leave in the tin for 5 minutes, then turn out and cut into slices. Serve hot with potatoes.

Mushroom vol-au-vent

serves 4

ingredients

500g/1lb 2oz ready-prepared
puff pastry
1 egg, beaten, for glazing

For the filling

30g/1oz butter
700g/1½lb mixed mushrooms
100ml/3½fl oz white wine
4 tablespoons double cream
2 tablespoons chopped fresh chervil
salt and freshly ground black pepper

- Preheat the oven to 220°C/425°F/Gas mark 7.
- Roll out the pastry to a 20cm/8in square on a lightly floured work surface. Using a sharp knife, mark a square 2cm/1in from the pastry edge, cutting halfway through the pastry. Score the top in a diagonal pattern. Knock up the edges with a kitchen knife and put on a baking tray. Brush the top with beaten egg.
- Bake in the oven for 35 minutes or until puffed and golden.
- Cut out the central square. Discard the soft pastry inside the case, leaving the base intact. Return to the oven, with the central square, for 10 minutes.
- Make the filling by melting the butter in a frying pan and sautéing the mushrooms, stirring, over a high heat for 3 minutes. Add the wine and cook, stirring occasionally, for 10 minutes, until the mushrooms have softened. Stir in the cream and chervil, and season with salt and pepper.
- Pile the filling into the pastry case. Top with the pastry square, and serve immediately.

Chargrilled peppers & sweet potatoes

serves 4–6

ingredients

2 red peppers
2 yellow peppers
2 green peppers
1 sweet potato
about 2 tablespoons olive oil

For the dressing

1 teaspoon cumin seeds
2 teaspoons clear honey
2 tablespoons balsamic vinegar
1 tablespoon walnut oil
1 tablespoon olive oil
salt and freshly ground black pepper

- Halve the peppers lengthways and discard the stalks, cores and seeds. Cut each half lengthways into four pieces. Peel the sweet potato and slice into rings about 8mm/½in thick.
- To make the dressing, in a small frying pan, dry-roast the cumin seeds over a low heat for a few minutes until aromatic, taking care not to burn them. Put them in a bowl with the honey, vinegar and oils, and whisk together. Season with salt and pepper.
- Heat a ridged cast-iron grill pan until very hot. Put the sweet potato slices on the pan, and lightly brush each piece with a little of the oil. Cook for about 10 minutes, turning the pieces over once, then remove from the pan and keep warm.
- Add half the pepper pieces, brush with a little oil and cook for about 8 minutes, turning them over several times. Remove and add to the sweet potatoes, then repeat with the remaining peppers.
- To serve, put the vegetables on a large shallow dish, and drizzle the dressing over them. Serve warm with rice.

Tomatoes au gratin

serves 6

ingredients

900g/2lb tomatoes
50g/2oz butter, softened
3 garlic cloves, chopped
1 teaspoon sugar
4 teaspoons chopped fresh basil
300ml/10fl oz double cream
50g/2oz dried breadcrumbs
25g/1oz Parmesan cheese,
freshly grated
salt and freshly ground black pepper

- Preheat the oven to 180°C/350°F/Gas mark 4.
- Put the tomatoes in a bowl of just-boiled water, and leave for 30 seconds. Peel off the skin and thinly slice the flesh.
- Brush the inside of an ovenproof dish liberally with some of the butter.
- Arrange a layer of tomato slices in the bottom of the dish, then sprinkle with a little of the garlic, sugar and basil. Season with salt and pepper. Pour over a thin layer of cream. Repeat these layers until all the ingredients have been used.
- Mix the breadcrumbs and Parmesan together, then sprinkle over the top of the tomatoes and cream. Dot with the remaining butter.
- Bake in the oven for 20–30 minutes until the topping is golden brown. Serve hot.

Couscous vegetable loaf

serves 6–8

ingredients

- | | |
|---|-----------------------------------|
| 1.2 litres/2pt vegetable stock | 8 large fresh basil leaves, plus |
| 450g/1lb quick-cooking couscous | 50g/2oz fresh basil, chopped |
| 25g/1oz butter | 150g/5oz sun-dried peppers in oil |
| 3 tablespoons olive oil | |
| 2 garlic cloves, crushed | <i>For the dressing</i> |
| 1 onion, finely chopped | 75ml/3fl oz freshly squeezed |
| 1 tablespoon ground coriander | orange juice |
| 1 teaspoon ground cinnamon | 1 tablespoon freshly squeezed |
| 1 teaspoon garam marsala | lemon juice |
| 225g/8oz cherry tomatoes,
quartered | 3 tablespoons chopped fresh |
| 1 courgette, finely chopped | flat-leaf parsley |
| 150g/5oz canned sweetcorn
kernels, drained | 1 teaspoon honey |
| | 1 teaspoon ground cumin |

- Bring the stock to the boil in a saucepan. Put the couscous and butter in a large bowl, cover with the hot stock and set aside for 10 minutes.
- Heat 1 tablespoon of the oil in a large frying pan, and sweat the garlic and onion over a low heat for 5 minutes or until the onion is soft. Add the spices and cook for 1 minute until fragrant. Remove from the pan.
- Add the remaining oil to the pan and sauté the tomatoes, courgette and corn over a high heat in batches until soft.
- Line a 3 litre/5pt loaf tin with cling film, allowing it to overhang the sides. Arrange the basil leaves along the bottom of the tin. Drain the peppers, reserving 2 tablespoons oil, then roughly chop. Add the garlic and onion mixture, sautéed vegetables, pepper and chopped basil to the couscous and mix together. Press the mixture into the tin, and fold the cling film over to cover. Weigh down and refrigerate overnight.
- To make the dressing, put all the ingredients in a screwtop glass jar, and shake well to combine.
- Turn out the loaf and serve with the dressing and potatoes.

Pasticcio

serves 4–6

ingredients

1 red pepper, seeded and chopped	<i>For the tomato sauce</i>
1 yellow pepper, seeded and chopped	30g/1oz sun-dried tomatoes, chopped
1 aubergine, chopped	400g/14oz canned chopped tomatoes
1 large courgette, chopped	½ teaspoon sugar
2 garlic cloves, crushed	500g/1lb 2oz ripe plum tomatoes, seeded and chopped
1 teaspoon dried mixed herbs	2 teaspoons balsamic vinegar
2 tablespoons olive oil	
225g/8oz short pasta such as elbow macaroni	
200ml/7fl oz vegetable stock	
300g/11oz mozzarella cheese, diced	
salt and freshly ground black pepper	

- Preheat the oven to 200°C/400°F/Gas mark 6.
- For the tomato sauce, put the sun-dried tomatoes in a saucepan with the canned tomatoes and sugar. Bring to a simmer, and continue to simmer for 5 minutes. Add the diced plum tomatoes and cook gently for 10 minutes, stirring occasionally. Remove the pan from the heat, and stir in the balsamic vinegar. Set aside.
- Put the peppers, aubergine and courgette chunks in a large non-stick roasting tin, and mix in the garlic, dried herbs and oil. Season with salt and pepper. Roast in the oven for 30–40 minutes, stirring occasionally.
- Cook the pasta in salted boiling water until al dente. Drain well. In a separate pan, heat the tomato sauce with the stock.
- Put the vegetables and pasta in a large baking dish, and mix well. Pour the tomato sauce over them and mix through, then put the mozzarella cubes on top. Bake in the oven for 15–20 minutes until melted and golden. Leave to stand for 5–10 minutes before serving.

Gado gado

serves 4

ingredients

100g/4oz white cabbage,
shredded
100g/4oz French beans, each
cut into three
100g/4oz carrots, cut into
matchsticks
100g/4oz cauliflower florets
100g/4oz beansprouts

For the dressing
100ml/4fl oz vegetable oil
100g/4oz unsalted peanuts
2 garlic cloves, crushed
1 small onion, finely chopped
½ teaspoon chilli powder
½ teaspoon soft brown sugar
salt
juice of ½ lemon

- Cook the vegetables separately in a saucepan of salted boiling water for 4–5 minutes. Drain well and chill.
- To make the dressing, heat the oil in a frying pan and fry the peanuts, tossing frequently, for 3–4 minutes. Remove from the pan with a slotted spoon, and drain on kitchen paper. Chop the peanuts in a blender or food processor, or crush with a rolling pin, until fine but not ground to a powder – leave a little texture.
- Pour all but 1 tablespoon of the oil from the pan, and fry the garlic and onion for 1 minute. Add the chilli powder, sugar, a pinch of salt and 450ml/¾pt water, and bring to the boil. Stir in the peanuts, reduce the heat and simmer for 4–5 minutes until the sauce thickens. Add the lemon juice and set aside to cool.
- Arrange the cold vegetables in a serving dish, and put the peanut dressing in a small bowl in the centre. Serve.

Spinach & ricotta pie

serves 4

ingredients

225g/8oz spinach
25g/1oz pine nuts
100g/4oz ricotta cheese
2 large eggs, beaten
50g/2oz ground almonds
40g/1½oz Parmesan cheese,
freshly grated
250g/9oz ready-prepared
puff pastry
1 small egg, beaten, to glaze

- Preheat the oven to 220°C/425°F/Gas mark 7.
- Rinse the spinach, put in a large pan and cook with just the water clinging to the leaves for 4–5 minutes until wilted. Transfer to a colander and drain thoroughly. When the spinach is cool enough to handle, gently squeeze out the excess liquid.
- Put the pine nuts on a baking tray, and lightly toast under a medium grill for 2–3 minutes until golden brown – be careful not to scorch them.
- Put the ricotta, spinach and eggs in a bowl, and mix together. Add the pine nuts, beat well, then stir in the ground almonds and Parmesan.
- Roll out the puff pastry into two squares, each about 20cm/8in wide. Trim the edges, reserving the pastry trimmings.
- Put one of the pastry squares on a baking tray. Spoon over the spinach mixture to within 1cm/½in of the edge of the pastry. Brush the edges with beaten egg, and put the second square over the top.
- Using a round-bladed knife, press the pastry edges together by tapping along the sealed edge. Use the pastry trimmings to decorate the pie.
- Bake in the oven for 10 minutes. Reduce the oven temperature to 190°C/375°F/Gas mark 5, and bake for a further 25–30 minutes. Serve hot.

Sweet & sour tofu

serves 4

ingredients

2 tablespoons vegetable oil
2 garlic cloves, crushed
2 celery sticks, sliced
1 carrot, cut into matchsticks
1 green pepper, seeded and diced
75g/3oz mangetout, halved
8 baby corn cobs
150g/5oz beansprouts
450g/1lb firm tofu, cubed

For the sauce

2 tablespoons soft brown sugar
2 tablespoons wine vinegar
225ml/8fl oz vegetable stock
1 teaspoon tomato purée
1 tablespoon cornflour

- Heat the vegetable oil in a preheated wok until it is almost smoking. Reduce the heat slightly, then add the garlic, celery, carrot, pepper, mangetout and baby corn. Stir-fry for 3–4 minutes.
- Add the beansprouts and tofu to the wok, and stir-fry for 2 minutes.
- To make the sauce, combine the sugar, wine vinegar, stock, tomato purée and cornflour, stirring well to mix. Stir into the wok, bring to the boil and cook, stirring, until the sauce thickens and turns glossy. Continue to cook for 1 minute.
- Serve immediately with rice or noodles.

Satay noodles

serves 4

ingredients

275g/10oz wide rice noodles
3 tablespoons groundnut oil
2 garlic cloves, crushed
2 shallots, sliced
225g/8oz green beans, sliced
100g/4oz cherry tomatoes, halved
1 teaspoon red chilli flakes
4 tablespoons crunchy peanut butter
150ml/5fl oz coconut milk
1 tablespoon tomato purée

- Put the noodles in a large bowl and pour over enough boiling water to cover. Leave to stand for 10 minutes or according to instructions on the packet.
- Heat the groundnut oil in a large preheated wok or heavy frying pan. Add crushed garlic and sliced shallots to the wok or frying pan, and stir-fry for 1 minute.
- Drain the noodles thoroughly. Add the green beans and drained noodles to the wok, and stir-fry for about 5 minutes. Add the cherry tomatoes and mix through well.
- Mix together the chilli flakes, peanut butter, coconut milk and tomato purée. Pour the chilli mixture over the noodles, toss well until all the ingredients are thoroughly combined and heat through.
- Transfer the satay noodles to warmed serving dishes or bowls, and serve immediately.

Mushroom pizza

serves 4

ingredients

For the dough

15g/½oz active dry yeast
 1 teaspoon sugar
 250ml/9fl oz hot water
 350g/12oz plain flour
 1 teaspoon salt
 1 tablespoon olive oil

For the topping

400g/14oz canned chopped plum tomatoes
 2 garlic cloves, crushed
 1 teaspoon dried basil
 1 tablespoon olive oil
 2 tablespoons tomato purée
 200g/7oz mushrooms, chopped
 175g/6oz mozzarella cheese, grated
 salt and freshly ground black pepper

- Put the yeast and sugar in a measuring jug and mix with 4 tablespoons of the hot water. Leave in a warm place for 15 minutes or until frothy.
- Mix the flour with the salt in a large bowl, and make a well in the centre. Add the oil, the yeast mixture and the remaining water. Using a wooden spoon, mix to form a dough. Turn the dough out onto a floured work surface, and knead for 4–5 minutes until smooth. Return the dough to the bowl, cover with an oiled sheet of cling film and leave to rise in a warm place for 30 minutes or until doubled in size.
- Preheat the oven to 200°C/400°F/Gas mark 6.
- Remove the dough from the bowl and knead for 2 minutes. Using a rolling pin, roll out the dough to form an oval or circle shape, and put on an oiled baking tray, pushing out the edges until even. The dough should be no more than 8mm/¼in thick, as it will rise during cooking.
- To make the topping, put the tomatoes, garlic, dried basil and olive oil in a large heavy pan. Season with salt and pepper, and simmer for 20 minutes or until the sauce has thickened. Stir in the tomato purée and leave to cool slightly.
- Spread the sauce over the pizza base, leaving a border around the edge. Top with the mushrooms, and scatter the mozzarella evenly over the top. Bake in the oven for 25 minutes, and serve hot.

Beetroot fettuccine

serves 4

ingredients

50g/2oz butter

400g/14oz courgettes, shredded

1 small onion, grated

225ml/8fl oz double cream

3 tablespoons freshly grated

Parmesan cheese

pinch of grated nutmeg

450g/1lb fresh beetroot fettuccine

salt and freshly ground black pepper

- Melt the butter in a large deep frying pan. Add the courgettes and onion. Stir and sauté for about 4 minutes until the onion is starting to soften. Cover the pan, and sauté for a further 3 minutes until soft and translucent. Stir in the cream, and allow it to come to a gentle simmer.
- Remove the pan from the heat, and stir in the Parmesan and nutmeg. Season with salt and pepper. Keep warm.
- Bring a large saucepan of lightly salted water to the boil, and add the fresh fettuccine. Return to the boil, then cook for 15 seconds. Drain and add to the frying pan with the sauce. Toss everything together, and serve immediately.

Fusilli with tomato & mozzarella

serves 4

ingredients

1 kg/2½lb vine-ripened
tomatoes, chopped
100g/4oz mozzarella
cheese, diced
125ml/4fl oz extra virgin olive oil
2 garlic cloves, chopped
20 large fresh basil leaves, torn
into pieces
5 anchovy fillets in oil, drained and
cut into small pieces
¼ teaspoon chopped fresh oregano
½ teaspoon salt
450g/1lb dried fusilli
freshly ground black pepper

- Put the tomatoes in a serving bowl. Add mozzarella, oil, garlic, basil, anchovies, oregano and salt. Season with pepper, and mix well. Leave to marinate for 1–3 hours at room temperature to enable the flavours to mingle and develop.
- Bring a large saucepan of salted water to the boil. Cook the fusilli until al dente, stirring frequently to prevent sticking. Drain and add to the bowl with the sauce, tossing everything together. Serve immediately.

Vegetable jalousie

serves 4

ingredients

500g/1lb 2oz ready-prepared puff pastry	50g/2oz mushrooms, wiped with damp kitchen paper and sliced
1 egg, beaten, to glaze	75g/3oz small fresh asparagus spears, ends trimmed
	2 tablespoons plain flour
<i>For the filling</i>	100ml/3½fl oz vegetable stock
25g/1oz butter	100ml/3½fl oz milk
1 leek, finely chopped	4 tablespoons dry white wine
2 garlic cloves, crushed	1 tablespoon chopped fresh oregano
1 red pepper, seeded and sliced	salt and ground black pepper
1 yellow pepper, seeded and sliced	

- Preheat the oven to 200°C/400°F/Gas mark 6.
- Melt the butter in a frying pan, and sauté the leek and garlic, stirring frequently, for 2 minutes. Add the peppers, mushrooms and asparagus, and cook for 3–4 minutes.
- Add the flour and fry for 1 minute. Remove the pan from the heat, and stir in the vegetable stock, milk and white wine. Return the pan to the heat and bring to the boil, stirring, until thickened. Stir in the oregano, and season with salt and pepper.
- Roll out half of the pastry on a lightly floured surface to form a rectangle measuring 38 x 15cm/15 x 6in. Roll out the other half of the pastry to the same shape, but a little larger all round. Put the smaller rectangle on a baking tray lined with dampened baking parchment.
- Spoon the filling evenly on top of the smaller rectangle, leaving a 1cm/½in margin around the edges.
- Using a sharp knife, cut parallel diagonal slits across the larger rectangle to within 2cm/1in on each of the long edges.
- Brush the edges of the smaller rectangle with beaten egg, and place the larger rectangle on top, pressing the edges to seal.
- Brush the whole jalousie with egg to glaze, and bake in the oven for 30–35 minutes until risen and golden. Serve immediately.

Spiced fruity couscous

serves 4–6

ingredients

2 teaspoons cumin seeds
500ml/18fl oz vegetable stock
200g/7oz quick-cooking couscous
75g/3oz ready-to-eat prunes
75g/3oz ready-to-eat dried apricots
2 tablespoons extra virgin olive oil
2 tablespoons chopped fresh
coriander leaves
salt and freshly ground black pepper

- Dry-roast the cumin seeds over a low heat in a non-stick frying pan for a few minutes, stirring constantly. Crush the seeds finely using a mortar and pestle, and set aside.
- Bring the stock to the boil in a large saucepan, add the couscous and stir well. Turn off the heat, cover the pan and leave to stand for 10 minutes. Use a fork to fluff the couscous.
- Using scissors, snip the dried fruit into the couscous, then add the cumin seeds, oil and half of the coriander. Season with salt and pepper. Fork through until evenly mixed.
- Turn into a serving bowl and sprinkle with the remaining coriander. Serve hot or at room temperature.

Spinach & ricotta ravioli

serves 4

ingredients

450g/1lb fresh egg pasta

1 egg white

salt

For the filling

700g/1½lb fresh spinach

700g/1½lb ricotta cheese, drained

2 egg yolks

¼ teaspoon freshly grated nutmeg

½ teaspoon salt

¼ teaspoon freshly ground
black pepper

50g/2oz Parmesan cheese, grated

1 tablespoon chopped fresh
flat-leaf parsley

- To make the filling, put the spinach in a deep saucepan with no water except the drops still clinging to the leaves after washing. Cover with a lid, and steam the spinach for 5–10 minutes until tender, tossing occasionally. Drain the spinach thoroughly in a colander, and squeeze out as much water as you can. Chop the spinach and set aside.
- Combine all the ingredients for the filling in a bowl, blending well with a wooden spoon. Cover and refrigerate.
- Divide the pasta dough into six portions. Working with one portion at a time, roll the dough as thinly as possible into 10cm/4in wide strips. Work with two strips at a time, keeping the others covered with a damp cloth, and work quickly to prevent the dough drying out.
- Put a teaspoon of filling at 5cm/2in intervals in rows along one of the pasta strips. Dip a pastry brush in the egg white, and paint around each spoonful of filling. Put the second rolled-out sheet of pasta over the filled sheet. Press down firmly around each mound of filling to seal it, forcing out any trapped air. Use a knife to cut the ravioli into squares. Put the squares on a tray, and leave to dry for 2 hours.
- Bring a pan of salted water to the boil, and cook the ravioli in batches for 3–5 minutes, lifting out with a slotted spoon. Transfer to a serving dish. Serve immediately, either buttered or with tomato sauce.

Falafels

serves 4–6

ingredients

800g/1lb 14oz canned cooked chickpeas, drained and rinsed
¼ onion
2 garlic cloves
15g/½oz flat-leaf parsley leaves
15g/½oz fresh coriander leaves
1 teaspoon ground cumin
1 tablespoon freshly squeezed lemon juice
¼ beaten egg
about 2 tablespoons olive oil

For the dressing

1 small handful of fresh mint
1 garlic clove
200g/7oz Greek-style yogurt
salt and freshly ground black pepper

- To make the falafels, purée the chickpeas, onion, garlic, parsley, coriander, cumin and lemon juice in a blender or food processor. Turn the mixture into a bowl, and beat in the egg, then cover and chill in the refrigerator for 30–60 minutes, or longer if more convenient.
- Preheat the oven to 180°C/350°F/Gas mark 4.
- With wet hands, shape the mixture into 20 equal-size balls. Put the falafels on an oiled baking sheet, and flatten them slightly, then brush with a little oil. Bake in the oven for 20 minutes, turning the falafels over halfway through the cooking time.
- To make the dressing, blend or process the mint, garlic and yogurt until smooth, turn into a bowl and season with salt and pepper.
- To serve, put the falafels on a serving platter, and spoon the dressing over the top. Serve hot.

Kidney bean Kiev

serves 4

ingredients

For the garlic butter

100g/4oz butter

3 garlic cloves, crushed

1 tablespoon chopped fresh

flat-leaf parsley

For the bean patties

700g/1½lb canned cooked red

kidney beans, drained

150g/5oz fresh white

breadcrumbs

25g/1oz butter

1 leek, chopped

1 celery stick, chopped

1 tablespoon chopped fresh

flat-leaf parsley

1 egg, beaten

vegetable oil for shallow-frying

salt and freshly ground

black pepper

- To make the garlic butter, put the butter, garlic and parsley in a bowl and blend together using a wooden spoon. Put the garlic butter on a sheet of baking parchment, roll into a cigar shape and wrap in the baking parchment. Chill in the refrigerator until required.
- Using a potato masher, mash the red kidney beans in a mixing bowl and stir in half of the breadcrumbs until thoroughly blended.
- Melt the butter in a heavy frying pan. Add the leek and celery, and sweat over a low heat, stirring constantly, for 3–4 minutes.
- Add the bean mixture to the pan, together with the parsley and a pinch of salt. Mix thoroughly. Remove the pan from the heat, and set aside to cool slightly.
- Divide the kidney bean mixture into four equal portions, and shape them into ovals.
- Slice the garlic butter into four pieces, and place a slice in the centre of each bean patty. With your hands, mould the bean mixture around the garlic butter to encase it completely. Dip each bean patty into the beaten egg to coat, then roll in the remaining breadcrumbs.
- Heat a little oil in a frying pan over a medium heat, and fry the patties, turning once, for 7–10 minutes until golden brown. Serve immediately.

Spinach & ricotta conchiglioni

serves 4

ingredients

- 20 dried conchiglioni (jumbo pasta shells)
- 1 tablespoon extra virgin olive oil
- 1 onion, finely chopped
- 450g/1lb fresh spinach, chopped
- 700g/1½lb ricotta cheese
- 25g/1oz Parmesan cheese, freshly grated
- 225g/8oz tomato pasta sauce

- Cook the pasta in a pan of salted boiling water for 8–10 minutes until al dente, then drain thoroughly.
- Heat the oil in a pan, add the onion and sauté, stirring, over a medium heat for 3 minutes or until lightly golden. Add the spinach and stir over a low heat until wilted. Stir in the ricotta cheese until combined.
- Spoon the mixture into the pasta shells, and sprinkle with Parmesan. Put the shells on a cold lightly oiled grill tray. Cook under a medium-high heat for 3 minutes, or until lightly browned and heated through.
- Meanwhile, put the tomato pasta sauce in a small pan and stir over a high heat for 1 minute, or until heated through. Spoon the sauce onto a serving platter and top with the shells.

Tunisian vegetables

serves 4–6

ingredients

1 large aubergine, finely diced
4 tablespoons olive oil
1 large onion, finely chopped
2 garlic cloves, crushed
1 red pepper, seeded and diced
4 medium courgettes, diced
450g/1lb ripe tomatoes, chopped
2 tablespoons tomato purée
2 teaspoons chilli powder
pinch of sugar
salt and freshly ground black pepper

- Put the aubergine in a colander, sprinkle liberally with salt and cover with a plate or saucer. Put a heavy weight on top, then leave for 30 minutes.
- Rinse the aubergine under cold running water, then drain thoroughly. Heat the oil in a large flameproof casserole dish, add the aubergine and onion, and cook gently, stirring frequently, until softened.
- Add the garlic, pepper, courgettes and tomatoes. Stir well to mix, then pour in 300ml/10fl oz water and bring to the boil, stirring. Reduce the heat, then add the tomato purée, chilli powder and sugar. Season with salt and pepper.
- Cover and simmer gently for 30 minutes, stirring occasionally and adding more water if the mixture becomes dry. Taste and adjust the seasoning, before serving hot.

Macaroni cheese

serves 4–6

ingredients

225g/8oz macaroni
100g/4oz butter
2 spring onions, finely sliced
2 tablespoons plain flour
225ml/8fl oz evaporated milk
225g/8fl oz single cream
2 tablespoons mayonnaise
275g/10oz Cheddar
cheese, grated
2 eggs, lightly beaten
100g/4oz Parmesan cheese,
freshly grated

- Bring a large saucepan of lightly salted water to the boil. Carefully pour the macaroni into the boiling water, and cook for about 10 minutes until al dente. Do not overcook. Remove from the heat, drain and set aside.
- Preheat the oven to 180°C/350°F/Gas mark 4. Grease a large casserole dish.
- In a heavy frying pan, melt the butter and sauté the spring onions over a medium heat until soft. Add the flour and stir to mix well. Continue to sauté for about 3 minutes, then blend in first the evaporated milk, then the cream, then the mayonnaise. Finally, add the Cheddar cheese.
- Stir the beaten eggs through the macaroni until evenly combined.
- Mix the macaroni with the cheese sauce, and pour into the casserole dish. Sprinkle the top with the Parmesan, and bake in the oven for 20–30 minutes until the top has browned and the macaroni is piping hot. Turn off the heat and allow the macaroni cheese to cool a little. Serve warm.

Veggie burgers

serves 2

ingredients

100g/4oz fresh green beans
100g/4oz bulgur wheat
225ml/8fl oz boiling water
1 small courgette
1 small carrot
½ Granny Smith apple
100g/4oz canned cooked chickpeas, rinsed and drained
1 tablespoon minced onion
1 tablespoon peanut butter
1 ½ tablespoons vegetable oil
½ teaspoon curry powder
½ teaspoon chilli powder
100g/4oz fresh breadcrumbs
salt and freshly ground black pepper

- Cook the green beans in boiling water until tender but still with a bite. Refresh in cold water, drain and chop finely.
- Cook the bulgur in boiling water for 1 minute. Remove from the heat, cover and leave to stand.
- Grate the courgette and carrot, then peel, core and grate the apple. Wrap in a clean tea towel and squeeze out excess moisture. Combine with the green beans in a mixing bowl.
- In a blender or food processor, purée the chickpeas, onion, peanut butter, oil, curry powder and chilli powder until smooth. Season with salt and pepper. Add to the grated vegetables.
- Drain the bulgur through a strainer, pressing with the back of a spoon to extract excess liquid. Add to the bowl. Add the breadcrumbs and refrigerate for 1 hour.
- With wet hands, shape the mixture into four burgers. Cook under a medium grill for 3 minutes on each side. Serve hot.

Ratatouille

serves 4

ingredients

2 large aubergines,
coarsely chopped
4 courgettes, coarsely chopped
150ml/5fl oz olive oil
2 onions, sliced
2 garlic cloves, chopped
1 large red pepper, seeded and
coarsely chopped
2 large yellow peppers, seeded and
coarsely chopped
sprig of fresh rosemary
sprig of fresh thyme
1 teaspoon coriander seeds, crushed
3 plum tomatoes, chopped
8 fresh basil leaves, torn
salt and freshly ground black pepper

- Sprinkle the aubergines and courgettes with salt, then place them in a colander with a plate and a weight on top to extract the bitter juices and excess water. Leave to stand for about 30 minutes.
- Heat the oil in a large heavy pan. Add the onions, sweat gently for 6–7 minutes until just softened, then add the garlic and sweat for another 2 minutes.
- Rinse the aubergines and courgettes, and pat dry with kitchen paper. Add to the pan with the peppers, increase the heat and sauté until the peppers are just turning brown. Add the herbs and coriander seeds, then cover the pan and cook gently for about 40 minutes.
- Add the tomatoes and season well with salt and pepper. Cook gently for 10 minutes until the vegetables are soft but not too mushy.
- Remove the herb sprigs. Stir in the basil leaves, and check the seasoning. Serve hot.

Vegetable biryani

serves 4

ingredients

4 tablespoons vegetable oil	3 tomatoes, chopped
2 onions, sliced	1 aubergine, cut into cubes
2 garlic cloves, crushed	1.8 litres/3pt vegetable stock
2cm/1in piece of fresh root ginger, sliced	1 red pepper, seeded and diced
1 teaspoon ground turmeric	350ml/12oz basmati rice
½ teaspoon chilli powder	100g/4oz French beans, halved
1 teaspoon ground coriander	225g/8oz cauliflower florets
2 teaspoons ground cumin	225g/8oz mushrooms, quartered
100g/4oz red lentils, picked and rinsed	50g/2oz unsalted cashew nuts

- Heat the oil in a saucepan, add the onions and fry gently for 2 minutes. Stir in the garlic, ginger and spices, and fry gently, stirring frequently, for 1 minute.
- Add the lentils, tomatoes, aubergine and 600ml/1pt of the stock. Stir well, then cover and simmer gently for 20 minutes.
- Add the pepper and cook for a further 10 minutes or until the lentils are tender and all the liquid has been absorbed.
- Meanwhile, rinse the rice under cold running water. Drain and place in another pan with the remaining stock. Bring to the boil, add the French beans, cauliflower and mushrooms, then cover and cook gently for 15 minutes or until the rice and vegetables are tender. Remove from the heat and set aside, covered, for 10 minutes.
- Add the lentil mixture and the cashews to the cooked rice, and mix lightly together. Serve hot.

Vegetable paella

serves 4

ingredients

2 small fennel bulbs, halved
lengthways
225g/8oz cherry tomatoes, halved
3 tablespoons olive oil
2 teaspoons coriander seeds,
crushed
900ml/1½pt vegetable stock
100g/4oz wild rice
200g/7oz long-grain white rice
2 tablespoons chopped fresh
coriander leaves
juice of ½ lemon
salt and freshly ground black pepper

- Preheat the oven to 200°C/400°F/Gas mark 6.
- Put the fennel and tomatoes in a roasting tin, drizzle with the oil and sprinkle with the coriander seeds. Season with salt and pepper. Roast the vegetables, turning them once or twice, for 40 minutes or until tender.
- Meanwhile, bring the stock to the boil in a large heavy saucepan. Add the wild rice and simmer for 30 minutes. Add the long-grain rice and continue to cook for 15–20 minutes or until both types of rice are tender. Drain through a sieve.
- Turn the rice and roasted vegetables into a large bowl, and toss to mix. Sprinkle over the chopped coriander and lemon juice. Serve hot.

Spring vegetable stir-fry

serves 4

ingredients

1 tablespoon groundnut oil	100g/4oz young fresh asparagus, cut into 7.5cm/3in pieces
1 garlic clove, sliced	
2.5cm/1in piece of fresh root ginger, finely chopped	8 spring onions, trimmed and cut into 5cm/2in pieces
100g/4oz baby carrots	100g/4oz cherry tomatoes
100g/4oz patty-pan squash, roughly chopped	
100g/4oz baby corn	<i>For the dressing</i>
100g/4oz green beans, topped and tailed	juice of 2 limes
100g/4oz sugarsnap peas, topped and tailed	1 tablespoon clear honey
	1 tablespoon soy sauce
	1 teaspoon sesame oil

- Heat the groundnut oil in a wok or large heavy frying pan. Add the garlic and ginger, and stir-fry for about 1 minute.
- Add the carrots, patty-pan squash, baby corn and beans, and stir-fry for a further 3–4 minutes.
- Next, add the peas, asparagus, spring onions and cherry tomatoes, and stir-fry for a further 1–2 minutes.
- To make the dressing, mix all the ingredients together. Add to the wok or pan, stir well, then cover the wok or pan. Cook for 2–3 minutes more until the vegetables are tender but still crisp. Serve immediately.

Pasta with Sicilian sauce

serves 4

ingredients

50g/2oz sultanas
450g/1lb tomatoes, halved
25g/1oz pine nuts
50g/2oz canned anchovies,
drained and halved lengthways
2 tablespoons tomato purée
675g/1lb 8oz dried penne

- Soak the sultanas in a bowl of warm water for about 20 minutes. Drain thoroughly and set aside.
- Cook the tomatoes under a preheated grill for about 10 minutes. Leave to cool slightly, then peel off the skin and dice the flesh.
- Put the pine nuts on a baking tray, and lightly toast under the grill for 2–3 minutes until golden brown. Be careful not to scorch them.
- Put the tomatoes, pine nuts and sultanas in a small saucepan and gently heat through. Add the anchovies and tomato purée, heating the sauce for a further 2–3 minutes until hot. Keep warm.
- Meanwhile, cook the pasta in a saucepan of salted boiling water for 8–10 minutes until al dente. Drain thoroughly.
- Transfer the pasta to a serving dish. Pour the hot sauce over the top and toss through gently. Serve immediately.

Blue cheese hotpot

serves 4

ingredients

2 carrots, sliced
1 turnip, diced
2 celery sticks, sliced
8 small leeks, quartered
25g/1oz low-fat spread
25g/1oz plain flour
450ml/¾pt vegetable stock
1 teaspoon yeast extract
425g/15oz canned cooked haricot
beans, drained
3 tablespoons chopped fresh
flat-leaf parsley
450g/1lb potatoes, thinly sliced
50g/2oz blue cheese, crumbled
salt and freshly ground black pepper

- Preheat the oven to 180°C/350°F/Gas mark 4.
- Sauté the carrots, turnip, celery and leeks in the low-fat spread in a flameproof casserole dish for 3 minutes, stirring. Stir in the flour.
- Remove from the heat and gradually blend in the stock and yeast extract. Return to the heat, bring to the boil and cook for 2 minutes, stirring. Stir in the beans and parsley, and season with salt and pepper. Arrange the potatoes in a layer over the top, overlapping them slightly.
- Cover with a lid and bake in the oven for 1 hour. Remove the lid, sprinkle with the cheese and continue cooking, uncovered, for a further 30 minutes. Serve straight from the pot.

Courgette & asparagus parcels

serves 4

ingredients

2 medium courgettes
1 medium leek
225g/8oz young fresh asparagus,
trimmed
4 sprigs of fresh tarragon
4 whole garlic cloves, unpeeled
1 egg, beaten, to glaze
salt and freshly ground black pepper

- Preheat the oven to 200°C/400°F/Gas mark 6.
- Using a potato peeler, carefully slice the courgettes lengthways into thin strips. Cut the leek into very fine julienne, and cut the asparagus evenly into 5cm/2in lengths.
- Cut out four sheets of baking parchment measuring 30 x 38cm/12 x 15in and fold in half. Draw a large curve to make a heart shape when unfolded. Cut along the line, and open out.
- Divide the courgettes, asparagus and leek evenly between each paper heart, positioning the filling on one side of the fold line and topping each with a tarragon sprig and a garlic clove. Season with salt and pepper. Brush the edges lightly with the egg and fold over. Twist the edges together so that each parcel is completely sealed.
- Lay the parcels on a baking tray, and cook in the oven for 10 minutes. Serve immediately, laying the parcels on the serving plates to be opened at the table.

Baked potatoes with salsa

serves 4

ingredients

4 baking potatoes, about
225g/8oz each
1 large avocado
1 teaspoon freshly squeezed
lemon juice
175g/6oz smoked tofu, diced
2 garlic cloves, crushed
1 onion, finely chopped
1 tomato, finely chopped
100g/4oz mixed salad leaves

For the salsa
2 tomatoes, diced
1 tablespoon chopped fresh
coriander leaves
1 shallot, finely diced
1 fresh green chilli, seeded
and diced
1 tablespoon freshly squeezed
lemon juice
salt and freshly ground
black pepper

- Preheat the oven to 190°C/375°F/Gas mark 5.
- Scrub the potatoes and prick the skins with a fork. Rub a little salt into the skins, and put the potatoes on a baking tray. Bake in the oven for 1 hour or until cooked through and the skins are crisp.
- Meanwhile, make the salsa just before the end of the potatoes' cooking time. Put all the ingredients in a bowl, mix through and season with salt and pepper. Set aside.
- Cut the potatoes in half lengthways, and scoop the flesh into a bowl, leaving a thin layer of potato inside the shells.
- Halve and stone the avocado. Using a spoon, scoop out the avocado flesh and add to the bowl containing the potato. Stir in the lemon juice and mash the mixture together with a fork. Mix in the tofu, garlic, onion and tomato. Spoon the mixture into one half of the potato shells.
- Arrange the mixed salad leaves on top of the guacamole mixture, and place the other half of the potato shell on top. Serve immediately with the salsa as an accompaniment.

Roasted Mediterranean vegetables

serves 6

ingredients

1 red pepper, seeded and cut
into chunks
1 yellow pepper, seeded and cut
into chunks
2 Spanish onions, cut into wedges
2 large courgettes, cut into chunks
1 large aubergine, cut into chunks
1 fennel bulb, thickly sliced
2 beef tomatoes
8 garlic cloves
2 tablespoons olive oil
a few sprigs of fresh rosemary
freshly ground black pepper

- Preheat the oven to 220°C/425°F/Gas mark 7.
- Spread the peppers, onions, courgettes, aubergine and fennel in a lightly oiled shallow ovenproof dish or roasting tin.
- Cut each tomato in half and place, cut side up, with the vegetables. Tuck the garlic cloves in among the vegetables, then brush them with the olive oil. Add some sprigs of rosemary, and grind over some black pepper.
- Roast in the oven for 20–25 minutes, turning the vegetables halfway through the cooking time. Serve hot.

Leek & herb soufflé

serves 4

ingredients

1 tablespoon olive oil
350g/12oz baby leeks,
finely chopped
125ml/4fl oz vegetable stock
50g/2oz walnuts
2 eggs, separated
2 tablespoons chopped fresh
mixed herbs
2 tablespoons Greek-style yogurt
salt and freshly ground black pepper

- Preheat the oven to 180°C/350°F/Gas mark 4. Lightly grease a 900ml/1½pt soufflé dish with vegetable oil.
- Heat the olive oil in a frying pan. Add the leeks and sauté over a medium heat, stirring occasionally, for 2–3 minutes.
- Add the stock to the pan, reduce the heat and simmer gently for a further 5 minutes.
- Put the walnuts in a blender or food processor, and chop finely. Add the leek mixture to the nuts, and process briefly to form a purée. Transfer to a bowl.
- Mix together the egg yolks, herbs and yogurt until thoroughly combined. Pour the egg mixture into the leek purée. Season with salt and pepper, and mix well.
- Put a baking tray into the oven to warm. In a separate bowl, whisk the egg whites until firm peaks form. Gently fold the egg whites into the leek mixture. Spoon the mixture into the prepared dish, and place on the warmed baking tray. Bake in the oven for 35–40 minutes until risen and set. Serve immediately.

Tomato rice

serves 4

ingredients

2 tablespoons corn oil
½ teaspoon onion seeds
1 onion, sliced
2 tomatoes, sliced
1 yellow pepper, seeded
and chopped
1 teaspoon grated fresh root ginger
1 garlic clove, crushed
1 teaspoon chilli powder
2 tablespoons chopped fresh
coriander leaves
1 potato, diced
1½ teaspoons salt
50g/2oz frozen peas
400g/14oz basmati rice

- Heat the oil and fry the onion seeds for about 30 seconds. Add the onion and fry for about 5 minutes.
- Add the tomatoes, pepper, ginger, garlic, chilli powder, coriander, potato, salt and peas, and stir-fry over a medium heat for a further 5 minutes. Add the rice and stir-fry for about 1 minute.
- Pour in 750ml/1¼pt water and bring to the boil, then reduce the heat to medium. Cover and cook for a further 12–15 minutes. Leave the rice to stand for 5 minutes, and serve hot.

Macaroni & four cheeses

serves 6

ingredients

225g/8oz dried macaroni
25g/1oz margarine
100g/4oz Parmesan cheese,
freshly grated
100g/4oz Romano cheese, grated
350ml/12fl oz skimmed milk
100g/4oz low-fat cottage cheese
25g/1oz plain flour
¼ onion, sliced
½ teaspoon mustard powder
100g/4oz low-fat mozzarella
cheese, grated
75g/3oz fresh breadcrumbs

- Preheat the oven to 180°C/350°F/Gas mark 4.
- Cook the macaroni in lightly salted boiling water until al dente. Drain. Toss with half of the margarine.
- In a 1.2 litre/2pt baking dish, layer half of the macaroni and the Parmesan and Romano cheeses. Repeat with the remaining macaroni and cheese.
- In a blender or food processor, purée the milk, cottage cheese, flour, onion and mustard until smooth. Pour the mixture over the macaroni. Sprinkle mozzarella over the top.
- Combine the breadcrumbs and remaining margarine, and sprinkle over the top. Bake for 40 minutes. Serve hot.

Tofu with mushrooms & peas

serves 4

ingredients

25g/1oz dried Chinese mushrooms

450g/1lb firm tofu

25g/1oz cornflour

vegetable oil for deep-frying

2 garlic cloves, finely chopped

2.5cm/1 in piece of fresh root

ginger, grated

100g/4oz fresh peas

- Put the Chinese mushrooms in a large bowl. Pour in enough boiling water to cover, and leave to stand for about 10 minutes.
- Meanwhile, cut the tofu into bite-size cubes using a sharp knife. Put the cornflour in a large bowl. Add the tofu and toss in the cornflour until evenly coated.
- Heat enough oil for deep-frying in a large preheated wok. Add the cubes of tofu. Cooking in batches, deep-fry for 2–3 minutes until golden and crispy. Remove the tofu with a slotted spoon. Drain on kitchen paper.
- Drain off all but 2 tablespoons of oil from the wok. Add the garlic, ginger and Chinese mushrooms, and stir-fry for 2–3 minutes.
- Return the cooked tofu to the wok, and add the peas. Heat through for 1 minute and serve hot.

Bean & tofu enchiladas

serves 10

ingredients

2 tablespoons olive oil
50g/2oz green pepper, seeded
and chopped
50g/2oz onion, chopped
200g/7oz canned cooked red
kidney beans, drained
100g/4oz cold cooked
long-grain rice
100g/4oz firm tofu, cubed
300ml/10fl oz enchilada sauce
10 corn tortillas
200g/7oz Cheddar cheese, grated

- Preheat the oven to 150°C/300°F/Gas mark 2. Lightly grease a large baking tin with vegetable oil.
- Heat the oil in a heavy frying pan. Add the green pepper and onion, sauté for a few minutes until soft. Transfer to a large bowl using a slotted spoon. Add the beans, rice and tofu, and mix through. Stir in 2 tablespoons of the enchilada sauce.
- Heat the remaining sauce through, and moisten the tortillas in the warmed sauce. Put a line of the bean mixture down the centre of each tortilla, and roll up.
- Put the enchiladas in the prepared tin, seam side down. Pour any remaining sauce on top of the enchiladas once the pan is filled. Scatter the cheese on top, and bake in the oven for 35–40 minutes. Serve hot.

Broccoli with feta & tomato sauce

serves 4

ingredients

450g/1lb broccoli, cut into florets
25g/1oz low-fat spread
1 large onion, finely chopped
3 garlic cloves, crushed
850g/1¾lb canned chopped
plum tomatoes
1 teaspoon dried oregano
2.5cm/1in piece of cinnamon stick
1 tablespoon freshly squeezed
lemon juice
100g/4oz feta cheese, crumbled
100g/4oz Emmentaler
cheese, grated
salt and freshly ground black pepper

- Preheat the oven to 190°C/375°F/Gas mark 5.
- Cook the broccoli in lightly salted boiling water for 5 minutes until just tender. Drain and place in an ovenproof serving dish.
- Melt the low-fat spread in the saucepan. Sauté the onion and garlic for 3 minutes, stirring. Add the tomatoes, oregano and cinnamon. Season with a little salt and pepper. Bring to the boil and simmer for 5 minutes. Discard the cinnamon stick.
- Pour the sauce over the broccoli, and sprinkle with the lemon juice. Sprinkle the two cheeses over the top. Bake in the oven for 25 minutes, and serve immediately.

Mixed mushroom ragout

serves 4

ingredients

1 small onion, finely chopped
1 garlic clove, crushed
1 teaspoon coriander seeds, crushed
1 tablespoon red wine vinegar
1 tablespoon light soy sauce
1 tablespoon dry sherry
2 teaspoons tomato purée
2 teaspoons soft brown sugar
150ml/5fl oz vegetable stock
100g/4oz baby button mushrooms
100g/4oz chestnut mushrooms,
quartered
100g/4oz oyster mushrooms, sliced
salt and freshly ground black pepper

- Put the onion, garlic, coriander seeds, vinegar, soy sauce, sherry, tomato purée, sugar and stock in a large saucepan. Bring to the boil, reduce the heat and simmer, covered, for 5 minutes
- Remove the lid from the pan, and simmer for 5 more minutes or until the liquid has reduced by half.
- Add the button and chestnut mushrooms, and simmer for 3 minutes. Stir in the oyster mushrooms, and cook for a further 2 minutes. Remove the mushrooms from the pan with a slotted spoon, transfer to a serving dish and keep warm.
- Boil the juices in the pan for about 5 minutes until reduced to about 75ml/3fl oz. Season with salt and pepper.
- Allow to cool for 2–3 minutes, then pour over the mushrooms. Serve hot or well chilled.

Chargrilled kebabs

serves 4

ingredients

- | | |
|--|---|
| 2 tablespoons freshly squeezed lemon juice | 1 yellow pepper, seeded and sliced into 2.5cm/1 in pieces |
| 1 tablespoon olive oil | 1 courgette, sliced into 2.5cm/1 in pieces |
| 1 garlic clove, crushed | 4 baby aubergines, quartered lengthways |
| 1 tablespoon chopped fresh rosemary leaves | 2 red onions, each cut into 8 wedges |
| 1 red pepper, seeded and sliced into 2.5cm/1 in pieces | salt and freshly ground black pepper |
| 1 green pepper, seeded and sliced into 2.5cm/1 in pieces | |

- If using bamboo skewers, soak in cold water for at least 30 minutes before using, to prevent them burning.
- Put the peppers, courgette, aubergines and onions in a large bowl.
- In another small bowl, whisk together the lemon juice, olive oil, garlic and rosemary. Season with salt and pepper, and whisk again. Pour the mixture over the vegetables, and stir to coat evenly.
- Preheat the grill to medium. Thread the peppers, courgette, aubergines and onion alternately onto 8 skewers. Arrange the kebabs on the grill rack, and cook for 10–12 minutes, turning frequently until the vegetables are lightly charred. Serve hot.

Vegetable-stuffed conchiglioni

serves 8

ingredients

24 dried conchiglioni (jumbo pasta shells)
275g/10oz chopped fresh spinach
1 egg white
350g/12oz low-fat cottage cheese
350g/12oz mozzarella cheese, grated
100g/4oz onion, finely chopped
2 garlic cloves, minced
50g/2oz fresh flat-leaf parsley, chopped
275g/10oz broccoli, chopped

For the sauce

1 tablespoon olive oil
3 garlic cloves, peeled but left whole
½ medium onion, chopped
400g/14oz canned chopped tomatoes
75g/3oz mushrooms, sliced
½ tablespoon shredded fresh basil leaves
½ tablespoon chopped fresh oregano
1 tablespoon chopped fresh flat-leaf parsley
50g/2oz Parmesan cheese, freshly grated

- Preheat the oven to 180°C/350°F/Gas mark 4. Grease a 33 x 23cm/13 x 9in tin with a little vegetable oil.
- To make the sauce, heat the olive oil in a large heavy saucepan. Add the garlic and sauté until the garlic begins to brown. Remove the garlic from the oil with a slotted spoon; discard. Add the onion to the garlic-infused oil and sauté lightly.
- Add the tomatoes and mushrooms, and cook over a medium heat for about 30 minutes. Add the basil, oregano and parsley, and bring to a boil. Remove from the heat and stir in the Parmesan. Put aside.
- Cook the pasta in a pan of salted boiling water for 8–10 minutes until al dente, then drain thoroughly.
- Combine the spinach, egg white, cottage cheese, mozzarella, onion, garlic, parsley and broccoli in a bowl. Blend well.
- Stuff the shells with the cheese mixture, using about 2 tablespoons for each shell. Arrange in the prepared tin. Pour the sauce over the shells, bake in the oven for 30–40 minutes. Serve hot.

Chilled noodles & peppers

serves 6

ingredients

250g/9oz ribbon noodles
1 tablespoon sesame oil
1 red pepper
1 yellow pepper
1 green pepper
6 spring onions, cut into
matchstick strips

For the dressing

5 tablespoons sesame oil
2 tablespoons soy sauce
1 tablespoon tahini
4 drops of hot pepper sauce
salt

- Preheat the grill to medium. Cook the noodles in a large pan of salted boiling water until they are almost tender. Drain in a colander, run cold water through them and drain again thoroughly. Tip the noodles into a bowl, stir in the sesame oil, cover and chill.
- Cook the peppers under the grill, turning them frequently, until they are blackened on all sides. Plunge into cold water, then peel off the skin. Cut in half, remove the core and seeds, and cut the flesh into thick strips. Set aside in a covered container.
- To make the dressing, mix together the sesame oil, soy sauce, tahini and pepper sauce until well combined.
- Pour the dressing on the noodles, reserving 1 tablespoon, and toss well. Add the reserved peppers, gently toss through the noodles and spoon on the reserved dressing. Scatter the spring onion over the top, and serve.

Ratatouille penne bake

serves 6

ingredients

1 small aubergine
2 courgettes, thickly sliced
200g/7oz firm tofu, cubed
3 garlic cloves, crushed
2 teaspoons sesame seeds
1 small red pepper, seeded
and sliced
1 onion, finely chopped
150ml/5fl oz vegetable stock
3 tomatoes, peeled, seeded and
quartered
1 tablespoon chopped fresh
mixed herbs
225g/8oz dried penne
salt and freshly ground black pepper

- Cut the aubergine into 2.5cm/1in cubes. Put into a colander with the courgettes, sprinkle with salt and leave to drain for 30 minutes.
- Mix the tofu with the soy sauce, 1 garlic clove and the sesame seeds. Cover and marinate for 30 minutes.
- Put the pepper, onion and remaining garlic into a saucepan with the stock. Bring to the boil, cover and cook for 5 minutes until tender. Remove the lid, and boil until all the stock has evaporated. Add the tomatoes and herbs to the pan, and cook for a further 3 minutes
- Thoroughly rinse the aubergine and courgettes. Drain, shaking the colander gently to get rid of excess water. Add to the pepper and tomato mixture, and cook until tender. Season with salt and pepper.
- Meanwhile, cook the pasta in a large pan of salted boiling water until al dente, then drain thoroughly. Preheat the grill.
- Toss the pasta with the vegetables and marinated tofu. Transfer to a shallow ovenproof dish, and grill until lightly toasted. Serve hot.

Quorn-stuffed marrow

serves 6

ingredients

1 small marrow
salt and freshly ground black pepper

For the filling

25g/1oz low-fat spread
1 onion, finely chopped
1 carrot, finely chopped
1 celery stick, finely chopped
225g/8oz mushrooms,
roughly chopped
200g/7oz minced quorn
2 tablespoons tomato purée
150ml/5fl oz vegetable stock
½ teaspoon dried mixed herbs
50g/2oz low-fat Cheddar
cheese, grated

- Preheat the oven to 180°C/350°F/Gas mark 4.
- Peel the marrow and cut into 8 slices. Discard the pith and seeds. Put in a single layer in a baking tin, and sprinkle with salt and pepper. Add 2 tablespoons water.
- Cover with foil and bake in the oven for 30 minutes.
- To make the filling, melt the low-fat spread in a saucepan. Add the onion, carrot and celery, and sauté, stirring, for 2 minutes. Add the mushrooms, quorn, tomato purée, stock, herbs and a little salt and pepper, and stir well. Bring to the boil, reduce the heat and simmer gently for 20 minutes until the mixture is tender and the liquid is well reduced, stirring occasionally.
- Spoon the mixture into the marrow rings, top each with a little cheese and bake uncovered in the oven for a further 25 minutes or until tender and golden. Serve hot.

Red curry with cashews

serves 4

ingredients

1 tablespoon vegetable oil	<i>For the red curry paste</i>
250ml/9fl oz coconut milk	7 fresh red chillies, halved, seeded and blanched
1 kaffir lime leaf	2 teaspoons cumin seeds
¼ teaspoon light soy sauce	2 teaspoons coriander seeds
50g/2oz baby corn cobs, halved lengthways	2.5cm/1in piece of galangal, chopped
100g/4oz broccoli florets	½ lemon grass stalk, tough outer layer removed, chopped
100g/4oz French beans, cut into 5cm/2in pieces	1 teaspoon salt
25g/1oz raw cashew nuts	grated zest of 1 lime
15 fresh Thai basil leaves	4 garlic cloves, chopped
1 tablespoon chopped fresh coriander leaves	3 shallots, chopped
1 tablespoon chopped roasted peanuts, to garnish	2 kaffir lime leaves, shredded

- To make the curry paste, grind all the ingredients together using a large mortar and pestle, or a grinder. Alternatively, purée briefly in a blender or food processor until a paste forms.
- Put the oil a wok or large heavy frying pan over a high heat. Add 3 tablespoons of the red curry paste, and stir until aromatic. (Store any leftover paste in a screwtop glass jar in the refrigerator, and use within a few days.)
- Reduce the heat to medium. Add the coconut milk, kaffir lime leaf, soy sauce, baby corn cobs, broccoli florets, French beans and cashew nuts. Bring to the boil and simmer for about 10 minutes, until the vegetables are cooked, but still firm and crunchy.
- Remove and discard the lime leaf, and stir in the basil leaves and coriander. Transfer to a warmed serving dish, garnish with the peanuts and serve immediately.

Leek & carrot gratin

serves 6

ingredients

700g/1½lb leeks, cut into
5cm/2in pieces
150ml/5fl oz vegetable stock
3 tablespoons white wine
1 teaspoon caraway seeds
pinch of salt
300ml/10fl oz skimmed milk
25g/1oz margarine
25g/1oz plain flour

For the topping
100g/4oz fresh wholemeal
breadcrumbs
100g/4oz carrot, grated
2 tablespoons chopped fresh
flat-leaf parsley
75g/3oz Edam cheese,
coarsely grated
2 tablespoons flaked almonds

- Put the leeks in a large heavy saucepan, and add the stock, wine, caraway seeds and a pinch of salt. Bring to a simmer, cover and cook for 5–7 minutes until the leeks are just tender.
- With a slotted spoon, transfer the leeks to an ovenproof dish. Boil the remaining liquid to half the original volume, then make up to 350ml/12fl oz with the skimmed milk.
- Preheat the oven to 180°C/350°F/Gas mark 4.
- Melt the margarine in a flameproof casserole dish, stir in the flour and cook without allowing it to colour for 1–2 minutes. Gradually add the stock and milk, stirring well after each addition, until smooth. Simmer for 5–6 minutes, stirring constantly, until thickened and smooth, then pour the sauce over the leeks in the dish.
- To make the topping, mix all the ingredients together in a bowl, and sprinkle over the leeks. Bake for 20–25 minutes until golden. Serve hot.

Aubergine cake

serves 4

ingredients

1 large aubergine
300g/11oz tricolour pasta shapes
100g/4oz low-fat soft cheese with
garlic and herbs
350ml/12fl oz passata
4 tablespoons freshly grated
Parmesan cheese
1 ½ teaspoons dried oregano
2 tablespoons dried white
breadcrumbs
salt and freshly ground black pepper

- Preheat the oven to 190°C/375°F/Gas mark 5. Grease and line a 20cm/8in round springform cake tin.
- Trim the aubergine and slice lengthways into slices about 5mm/¼in thick. Put in a bowl, sprinkle liberally with salt, and set aside for 30 minutes to remove any bitter juices. Rinse well under cold running water, and drain.
- Bring a saucepan of water to the boil, and blanch the aubergine for 1 minute. Drain and pat dry with kitchen paper.
- Cook the pasta shapes in lightly salted boiling water until al dente. Drain well, and return to the saucepan. Add the soft cheese and allow it to melt over the pasta. Stir in the passata, Parmesan and oregano, and season with salt and pepper.
- Arrange the aubergine over the bottom and sides of the cake tin, overlapping the slices and making sure that there are no gaps.
- Pile the pasta mixture into the tin, packing down well, and sprinkle with the breadcrumbs. Bake in the oven for 20 minutes, then remove the tin from the oven and leave to stand for 15 minutes.
- Loosen the cake around the edge with a palette knife or spatula, and release from the tin. Turn out the pasta cake, aubergine side uppermost, and serve hot.

Hot Desserts & Puddings

Dessert is many people's favourite part of a meal and, whether treating the family or rounding off a dinner party, or fulfilling a need for comfort food, a hot dessert can be a satisfying indulgence. Relive old memories with traditional favourites such as sticky toffee pudding and apple pie, and master classics such as Christmas pudding, baked Alaska and zabaglione. The mouthwatering recipes in this chapter ensure that you'll find something to tantalize the taste buds every time.

Plum filo pockets

serves 4

ingredients

100g/4oz skimmed milk
soft cheese
1 tablespoon muscovado sugar
½ teaspoon ground cloves
8 large plums, halved and stoned
8 sheets filo pastry
sunflower oil for brushing
icing sugar, to dust

- Preheat the oven to 220°C/425°F/Gas mark 7.
- In a small bowl, mix together the cheese, sugar and cloves.
- Sandwich the plum halves back together using a spoonful of the cheese mixture.
- Spread out the pastry, and cut into 16 pieces, each about 23cm/9in square. Brush one lightly with oil, and place a second diagonally on top. Repeat the process with the remaining squares.
- Put a plum on each pastry square, and pinch the corners together. Place on a baking tray. Bake for 15–18 minutes until golden, then dust with icing sugar. Serve hot.



Fromage frais with hot plum sauce

serves 4

ingredients

450g/1lb plums, halved
and stoned
1 teaspoon granulated sugar
225g/8oz low-fat fromage frais

- Put the plums in a pan with 2 tablespoons water, and cook very gently until the juice runs.
- Cover and stew over a gentle heat until tender and pulpy. Purée in a blender or food processor, and return to the pan. Add the sugar and reheat.
- Spoon the fromage frais into four individual dishes. Spoon the hot sauce over, and serve immediately.

Bananas with hot lemon sauce

serves 4

ingredients

15g/½oz low-fat spread
 2 teaspoons granulated sugar
 15g/½oz cornflour
 grated zest and juice of ½ lemon
 300ml/10fl oz low-fat
 Greek-style yogurt
 4 small bananas, sliced

- Put the low-fat spread, sugar and cornflour in a saucepan. Make the lemon juice up to 150ml/5fl oz with water, and stir into the pan. Bring to the boil and cook, stirring, for 2 minutes.
- Divide the yogurt between four serving dishes, and add the banana. Spoon the hot sauce over, and serve immediately.



Apple brown betty

serves 4–6

ingredients

5 cooking apples, peeled, cored and chopped	finely grated zest of 1 lemon
100g/4oz butter	½ teaspoon ground cinnamon
90g/3½oz Demerara or soft brown sugar	pinch of ground nutmeg
	225g/8oz fresh breadcrumbs

- Preheat the oven to 180°C/350°F/Gas mark 4. Lightly grease a 1.2-litre/2pt ovenproof dish.
- Cook the apples with 15g/½oz of the butter, 15g/½oz of the sugar, the lemon zest, cinnamon and nutmeg for 10–15 minutes until the apples are soft enough to beat to a purée.
- Melt the remaining butter in a frying pan over a low heat, and add the breadcrumbs and remaining sugar. Toss until the crumbs are coated, and continue tossing while you fry the crumbs until they are golden brown.
- Spread one-third of the crumbs in the greased ovenproof dish, and add half of the apple purée in an even layer. Add another third of the crumbs and the remaining apple, then finish with a layer of crumbs. Bake in the oven for 20 minutes or until crisp and golden on top. Serve hot, either plain or with cream or ice cream.

Poppy seed custard with red fruit

serves 6

ingredients

600ml/1pt skimmed milk
2 eggs
1 tablespoon caster sugar
1 tablespoon poppy seeds
100g/4oz strawberries
100g/4oz raspberries
100g/4oz blackberries
1 tablespoon Demerara sugar
60ml/2 1/2fl oz red grape juice

- Preheat the oven to 150°C/300°F/Gas mark 2. Grease a soufflé dish very lightly with low-fat spread.
- Heat the milk until just below boiling point, but do not boil.
- Beat the eggs in a bowl with the caster sugar and poppy seeds until creamy. Whisk the milk into the egg mixture until very well mixed.
- Stand the prepared soufflé dish in a shallow roasting tin. Pour in enough hot water from the kettle to come halfway up the sides of the dish.
- Pour the custard into the soufflé dish, and bake in the oven for 50–60 minutes until the custard is just set and golden on top.
- While the custard is baking, mix the fruit with the sugar and fruit juice. Chill until ready to serve with the warm baked custard.

Apple & blackcurrant pancakes

serves 10

ingredients

100g/4oz plain wholemeal flour
300ml/10fl oz skimmed milk
1 egg, beaten
1 tablespoon sunflower oil

For the filling

450g/1lb cooking apples
225g/8oz blackcurrants
2 tablespoons water
25g/1oz Demerara sugar

- To make the pancake batter, put the flour in a mixing bowl and make a well in the centre.
- Add a little of the milk with the egg and the oil. Beat the flour into the liquid, then gradually beat in the rest of the milk, keeping the batter smooth and free from lumps. Cover the batter and chill while you prepare the filling.
- Quarter, peel and core the apples. Slice them into a pan and add the blackcurrants and 2 tablespoons water. Cook over a gentle heat for 10–15 minutes until the fruit is soft. Stir in the sugar.
- Lightly grease a pan with a little sunflower oil. Heat and pour in about 2 tablespoons of the batter, swirl it around and cook for about 1 minute. Flip the pancake over with a spatula or palette knife, and cook the other side. Put on a sheet of kitchen paper, and keep hot while cooking the remaining pancakes.
- To serve, fill the pancakes with the apple and blackcurrant mixture, and roll them up. Serve hot.

Lemon syrup pears with pancakes

ingredients

For the batter

100g/4oz plain flour
75g/3oz self-raising flour
25g/1oz caster sugar
3 eggs, lightly beaten
350ml/12fl oz milk
50g/2oz butter, melted

serves 6

For the lemon syrup pears

175g/6oz caster sugar
2 tablespoons honey
125ml/4fl oz freshly squeezed
lemon juice
5 firm dessert pears
zest of 1 lemon, cut into thin strips
225g/8oz sour cream

- Sift the flours into a large bowl, add the sugar and make a well in the centre. Whisk in the combined eggs, milk and butter. Beat until smooth, then set aside for 30 minutes.
- To make the lemon syrup pears, combine the sugar, honey, and 350ml/12fl oz water in a saucepan, stirring over a low heat until the sugar has dissolved. Add the lemon juice, bring to the boil, reduce the heat and simmer for 8 minutes.
- Meanwhile, peel and core the pears, and cut into wedges. Skim off any froth from the surface of the syrup mixture, and add the pears. Simmer for a further 5 minutes. Remove from the heat, stir in the lemon zest and leave to cool slightly.
- Heat a lightly greased 20cm/8in frying pan over a medium heat, then pour 50ml/2fl oz of the pancake batter into it. Cook for 2 minutes on each side, turn the pancake with a spatula or palette knife. Continue with the rest of the batter, greasing the pan when necessary. Stack the pancakes between greaseproof paper to prevent them sticking together, and keep warm.
- Strain 125ml/4fl oz of the lemon syrup, and mix with the sour cream to make a sauce for the pancakes. Strain the pears to serve.
- Serve the pancakes warm, with some of the pears and a little of the sauce drizzled over the top. Decorate with strips of lemon zest.

Exotic fruit pancakes

serves 4

ingredients

For the batter

100g/4oz plain flour
pinch of salt
1 egg plus 1 egg yolk
300ml/10fl oz coconut milk
4 teaspoons sunflower oil, plus
extra for frying

For the filling

1 banana
1 papaya
juice of 1 lime
2 passion fruit
1 mango
4 lychees
2 tablespoons honey

- To make the batter, sift the flour and salt into a bowl. Make a well in the centre, and add the egg, egg yolk and a little of the coconut milk. Gradually draw the flour into the egg mixture, beating well and slowly adding the remaining coconut milk to make a smooth batter. Stir in the 4 teaspoons sunflower oil. Cover and chill for 30 minutes
- To make the fruit filling, peel and slice the banana, and peel and slice the papaya, discarding the seeds. Put the banana and papaya in a bowl, add the lime juice and mix well.
- Cut the passion fruit in half, and scoop out the pulp and seeds into the fruit bowl. Peel, stone and dice the mango, and add to the other fruit. Peel, stone and halve the lychees, and also add to the fruit. Toss through gently, then stir in the honey.
- Heat a little oil in a 15cm/6in frying pan. Pour in just enough of the pancake batter to cover the bottom of the pan, and tilt the pan so that the batter spreads thinly and evenly.
- Cook until the pancake is just set and the underside is lightly browned, then turn and cook on the other side. Remove from the pan and keep warm. Repeat with the remaining batter to make a total of 8 pancakes.
- Put a little fruit filling in the centre of each pancake, then roll into a cone. Serve immediately.

Fried bananas

serves 4

ingredients

100g/4oz plain flour
½ teaspoon bicarbonate of soda
pinch of salt
2 tablespoons sugar
1 egg
2 tablespoons desiccated or
shredded coconut
4 firm bananas
vegetable oil for deep-frying
2 tablespoons clear honey
vanilla ice cream, to serve (optional)

- Sift the flour, bicarbonate of soda and a pinch of salt into a bowl. Stir in the sugar. Whisk in the egg and just enough water (you will need about 6 tablespoons, added a tablespoon at a time) to make a thin batter. Whisk in the coconut.
- Heat enough oil for deep-frying in a preheated wok.
- Peel the bananas. Carefully cut each one in half lengthways, then cut in half widthways. Dip in the batter, then gently drop a few pieces at a time into the hot oil. Fry until golden brown.
- Remove the bananas from the oil using a slotted spoon, and drain on kitchen paper. Serve immediately with honey drizzled over and some vanilla ice cream, if you like.

Pears with strawberry sauce

serves 4

ingredients

- 4 dessert pears
- 1 tablespoon freshly squeezed orange juice
- 2 teaspoons low-fat spread or butter, melted
- 5cm/2in cinnamon stick, broken in half
- 225g/8oz strawberries
- 1 teaspoon granulated sugar
- 1 teaspoon cornflour
- 1 teaspoon freshly squeezed lemon juice

- Preheat the oven to 180°C/350°F/Gas mark 4.
- Pare the skin off the pears, but leave whole with the stems attached. Arrange on their sides in a shallow 1.2-litre/2pt casserole dish.
- In a bowl, whisk together 50ml/2fl oz water, the orange juice and the low-fat spread or butter, and pour over the pears. Add the cinnamon stick, and bake in the oven for 20–30 minutes until tender, basting from time to time. Using a slotted spoon, transfer each pear to a dessert dish, reserving the pan juices.
- In a small saucepan, combine the pan juices with the strawberries and bring to the boil.
- In a small bowl, combine 1 tablespoon water, the sugar, cornflour and lemon juice, stirring to dissolve. Add to the saucepan, stirring constantly, and bring to the boil. Reduce the heat and cook, stirring constantly, until thickened. Remove from the heat, and pour over the pears. Serve immediately either plain or with double cream.

Griddle cakes

serves 4–8

ingredients

125g/4oz plain flour
2 teaspoons baking powder
2 tablespoons caster sugar
2 eggs, separated
1 tablespoon melted butter
125ml/4fl oz milk
50g/2oz pitted fresh cherries,
chopped
50g/2oz ready-to-eat dried
apricots, chopped
clear honey or golden syrup, gently
warmed, to serve

- Sift the flour, baking powder and sugar together. Make a well in the centre. Whisk the egg yolks, melted butter and milk together, then stir into the dry ingredients to form a smooth batter.
- Fold the cherries and apricots into the batter.
- Whisk the egg whites until stiff and dry, then fold carefully into the batter.
- Heat a griddle or flat cast-iron grill pan until medium-hot. Brush with a little melted butter. Put spoonfuls of the batter on the griddle, and cook until the top is set and bubbles appear, and the underside is golden. Turn and cook on the other side.
- Serve hot with warmed honey or golden syrup.

Spotted dick

serves 4

ingredients

175g/6oz plain flour
1 teaspoons baking powder
100g/4oz sugar
1½ teaspoons ground ginger
150g/5oz fresh breadcrumbs
50g/2oz sultanas
100g/4oz currants
100g/4oz suet, grated
2 teaspoons finely grated lemon zest
2 eggs, lightly beaten
175ml/6fl oz milk

- Sift the flour, baking powder, sugar and ginger into a large bowl. Add the breadcrumbs, sultanas, currants, suet and lemon zest. Mix with a wooden spoon.
- Combine the egg and milk, add to the dry ingredients and mix well. Add a little more milk if necessary, then set aside for 5 minutes.
- Lay a sheet of baking paper on a work surface, and form the mixture into a roll shape about 20cm/8in long. Roll up the pudding in the paper and fold up the ends – but do not wrap too tightly. Wrap in a tea towel, put it in the top of a steamer, cover and steam for 1½ hours. Do not let the pudding boil dry – replenish with boiling water if necessary as the pudding cooks.
- Serve with hot custard or fresh cream.

Floating islands in hot plum sauce

serves 4

ingredients

450g/1lb red plums

300ml/10fl oz apple juice

2 egg whites

2 tablespoons concentrated

apple juice

freshly grated nutmeg

- Halve the plums and remove the stones. Put them in a wide saucepan with the apple juice. Bring to the boil, then cover and simmer gently until the plums have become tender.
- Put the egg whites in a bowl and whisk them until they hold soft peaks.
- Gradually whisk in the concentrated apple juice, whisking until the meringue holds fairly firm peaks.
- Using a tablespoon, scoop the meringue mixture into the gently simmering plum sauce. Cover and simmer gently for 2–3 minutes, until the meringues are set.
- Serve immediately, sprinkled with a little freshly grated nutmeg.

Boozy banana soufflé

serves 6

ingredients

50g/2oz low-fat spread
1 teaspoon artificial
sweetener granules
2 eggs, separated
150ml/5fl oz white rum
4 bananas
4 tablespoons reduced-fat
crème fraîche, to serve

- Preheat the oven to 190°C/375°F/Gas mark 5. Lightly grease a 20cm/8in soufflé dish with low-fat spread.
- Purée the low-fat spread, sweetener, egg yolks, rum and bananas in a blender or food processor. Whisk the egg whites until stiff, and fold into the mixture with a metal spoon.
- Turn into the prepared dish, and bake in the oven for about 35 minutes until risen, golden and just set. Serve hot with the crème fraîche.

Baked apples in honey & lemon

serves 4

ingredients

4 cooking apples
1 tablespoon clear honey
grated zest and juice of 1 lemon
25g/1oz low-fat spread

- Preheat the oven to 180°C/350°F/Gas mark 4.
- Remove the cores from the apples, leaving them whole. With a sharp knife, cut lines through the skin of the apples at intervals, and put them in an ovenproof dish.
- Mix together the honey, lemon zest and juice, and low-fat spread.
- Spoon the mixture into the apples, and cover the dish with foil or a lid. Bake for 40–45 minutes until the apples are tender. Serve hot.



Custard tart

serves 4

ingredients

100g/4oz plain flour
pinch of salt
50g/2oz low-fat spread
2 eggs
½ teaspoon granulated sugar
300ml/10fl oz skimmed milk,
warmed
freshly grated nutmeg

- Preheat the oven to 200°C/400°F/Gas mark 6. Lightly grease an 18cm/7in flan tin with low-fat spread.
- Put the flour and salt in a bowl. Add the low-fat spread, and rub in with your fingertips until the mixture resembles crumbs. Adding a tablespoon of water at a time, mix with just enough cold water to form a firm dough. Knead gently on a lightly floured work surface. Roll out and use to line the flan tin. Prick the base with a fork. Fill with crumpled foil, and place on a baking tray.
- Bake in the oven for 15 minutes, removing the foil after 10 minutes to allow the pastry to dry out. Remove the pastry shell from the oven, and reduce the oven temperature to 190°C/375°F/Gas mark 5.
- Whisk together the eggs and sugar, then whisk into the milk. Strain into the pastry shell, and sprinkle with a little grated nutmeg. Bake for about 35 minutes until the custard is set. Serve warm.

Strawberry baked apples

serves 4

ingredients

4 cooking apples
50ml/2fl oz reduced-sugar
strawberry jam

1 teaspoon sugar
reduced-fat crème fraîche, to serve
(optional)

- Preheat the oven to 180°C/350°F/Gas mark 4.
- Remove the cores from the apples, and cut a line around the centre of the fruit to prevent the skin bursting. Put in an ovenproof dish.
- Fill the centres of the apples with jam, and sprinkle with the sugar. Add about 2.5cm/1in of water to the dish.
- Bake in the oven for 1 hour until the apples are tender but still holding their shape. Serve hot with the crème fraîche, if you like.



Spiced pear & blueberry parcels

serves 4

ingredients

4 dessert pears
2 tablespoons freshly squeezed
lemon juice

15g/½oz low-fat spread, melted

150g/5oz blueberries
50g/2oz muscovado sugar
freshly ground black pepper

- Preheat the oven to 200°C/400°F/Gas mark 6.
- Peel the pears, cut in half lengthways and scoop out the core. Brush with lemon juice to prevent browning.
- Cut four squares of double-thickness foil, each large enough to wrap a pear, and brush with melted spread. Place 2 pear halves on each, cut side facing upwards. Gather the foil around them to hold them level.
- Mix the blueberries and sugar together, and spoon them on top of the pears. Sprinkle with black pepper. Wrap the foil over, and cook for 20–25 minutes in the oven. Serve hot.

Hot chocolate custard

serves 4

ingredients

25g/1oz cornflour
25g/1oz cocoa powder
600ml/1pt skimmed milk
artificial sweetener granules or
a little sugar

- Blend the cornflour and cocoa with a little of the milk in a saucepan. Stir in the remaining milk. Bring to the boil and cook for 3 minutes, stirring until smooth and thick.
- Sweeten with artificial sweetener or sugar to taste. Serve immediately.



Souffléed rice pudding

serves 4

ingredients

50g/2oz short-grain rice
3 tablespoons clear honey
750ml/1¼pt skimmed milk
½ teaspoon vanilla essence
2 egg whites
1 teaspoon freshly
grated nutmeg

- Put the rice, honey and milk in a heavy or non-stick saucepan, and bring to the boil.
- Reduce the heat, and put the lid on the pan. Leave to simmer gently for 1–1¼ hours, stirring occasionally to prevent sticking, until most of the liquid has been absorbed. Add the vanilla essence.
- Preheat the oven to 220°C/425°F/Gas mark 7.
- Put the egg whites in a bowl, and whisk until they hold soft peaks. Using a large metal spoon, carefully fold the egg whites evenly into the rice mixture, and tip into a 1-litre/1¼pt ovenproof dish.
- Sprinkle with grated nutmeg and bake for 15–20 minutes until the pudding is well risen and golden brown. Serve hot.

Nectarines with spiced ricotta

serves 4

ingredients

4 ripe nectarines, halved
and stoned
100g/4oz ricotta cheese
1 tablespoon Demerara sugar
½ teaspoon ground star anise,
to decorate

- Arrange the nectarine halves, with the cut side facing upwards, in a shallow flameproof dish.
- Put the ricotta in a small mixing bowl. Stir in the sugar.
- Using a teaspoon, spoon equal amounts of the mixture into the hollow of each nectarine half. Sprinkle with the star anise.
- Cook under a medium-hot grill for 6–8 minutes until the nectarines are hot. Serve warm.



Apple couscous pudding

serves 4

ingredients

600ml/1pt unsweetened
apple juice
100g/4oz quick-cooking
couscous
50g/2oz sultanas
½ teaspoon mixed spice
2 cooking apples
2 tablespoons Demerara sugar

- Preheat the oven to 200°C/400°F/Gas mark 6.
- Put the apple juice, couscous, sultanas and spice in a pan, and bring to the boil, stirring. Reduce the heat, cover and simmer for 5 minutes.
- Peel, core and slice the apples. Spoon half of the couscous mixture into a 1.2-litre/2pt ovenproof dish. Arrange half of the apple slices over the couscous, and top with the remaining couscous.
- Arrange the remaining apple slices over the top, and sprinkle with the sugar.
- Bake for 25–30 minutes until golden brown. Serve hot.

Rhubarb crumble

serves 4–6

ingredients

900g/2lb rhubarb	75g/3oz plain flour
150g/5oz sugar	75g/3oz Demerara sugar
100g/4oz butter	10 amaretti biscuits, crushed

- Preheat the oven to 200°C/400°F/Gas mark 6.
- Trim the rhubarb, cut into short lengths and put in a pan with the sugar. Stir over a low heat until the sugar has dissolved, then cover and simmer for 8–10 minutes until the rhubarb is soft. Spoon into a deep 1.5-litre/2½pt ovenproof dish.
- Rub the butter into the flour until the mixture resembles fine breadcrumbs, then stir in the sugar and biscuits.
- Sprinkle the crumble over the stewed rhubarb, and bake for 15 minutes or until the topping is golden brown. Serve with cream or ice cream.



Banana dosa

serves 4

ingredients

4 ripe bananas, peeled and mashed	2 tablespoons vegetable oil
200g/7oz rice flour	½ teaspoon crushed cardamom seeds
100g/4oz plain flour	pinch of salt
2 tablespoons white sugar	

- Put the bananas, rice flour, plain flour, sugar, oil, cardamom and pinch of salt in a large bowl. Make a well in the centre and pour in 100ml/3½floz water. Blend with a wooden spoon to form a thick batter, adding a little more water or flour if required.
- Heat a frying pan over a medium heat. Rub the surface with some oil using a brush or kitchen paper.
- Pour a large spoonful of the batter into the pan, and spread it out lightly. Cook for 5 minutes or until golden brown underneath, then turn over and cook for a further 3 minutes. Continue until all the batter has been used.
- Serve hot with ice cream.

Plum Charlotte

serves 4

ingredients

450g/1lb plums	4 slices white bread
1 tablespoon caster sugar, plus extra for sprinkling	25g/1oz butter

- Preheat the oven to 190°C/375°F/Gas mark 5.
- Halve and stone the plums, and put the plum halves in a saucepan with 1 tablespoon water. Poach until tender. Add the 1 tablespoon sugar.
- Spread the bread with the butter, and use two of the slices to line a 20cm/8in ovenproof serving dish. Top with the plums.
- Cut the remaining bread into thin strips, and arrange in a lattice on top of the plums. Sprinkle with extra caster sugar, and bake in the oven for 30–40 minutes until golden brown.



Apple Charlotte

serves 4–6

ingredients

900g/2lb cooking apples	juice of 1 lemon
100g/4oz caster sugar	3 tablespoons sieved apricot jam
150g/5oz butter	8 slices white bread

- Preheat the oven to 180°C/350°F/Gas mark 4.
- Peel, core and slice the apples, and put them in a pan with the caster sugar and 25g/1oz of the butter. Add 3 tablespoons water, cover the pan and poach gently over a low heat for 10 minutes. Remove the lid, stir and turn up the heat, continuing to cook until you have a thick purée. Stir in the lemon juice and apricot jam, and reserve.
- Melt the remaining butter and cut the crusts off the slices of white bread. Cut the bread into fingers, brush with the butter and use them to line a 20cm/8in mould or soufflé dish. Pour in the apple purée, and cover the top with more butter-soaked bread.
- Place the dish on a baking sheet, and bake in the oven for 35 minutes until the top is crisp and golden brown. Allow to cool for 10 minutes before sliding a palette knife round the edge and turning out onto a serving dish. Cut into wedges and serve with cream or ice cream.

Yogurt flapjacks

serves 4

ingredients

700g/1½lb vanilla yogurt

50g/2oz maple syrup

1 egg

350g/12oz pancake mix

450g/1lb chopped fresh fruit such

as strawberries, grapes,

blueberries, peaches, etc

- Combine 350g/12oz yogurt with the maple syrup and set aside.
- Combine the remaining yogurt with the egg, and beat well. Add the pancake mix and blend to combine.
- Heat a greased 20cm/8in frying pan over a medium heat. Spoon 50ml/2fl oz of the batter into the hot pan, and gently spread out. Cook until the edges are firm and the underside is golden. Flip over using a spatula or palette knife, and cook on the other side. Repeat with the remaining batter.
- Serve warm with the chopped fruit and maple yogurt sauce.



Pear & blackberry crumble

serves 6

ingredients

450g/1lb pears, peeled, cored
and cut into chunks

juice of 1 lemon

225g/8oz caster sugar

1 teaspoon mixed spice

450g/1lb blackberries

100g/4oz butter, chopped

225g/8oz plain flour

75g/3oz ground almonds

- Preheat the oven to 200°C/400°F/Gas mark 6. Grease a 1.8-litre/3¼pt shallow ovenproof dish.
- Put the pear pieces in a bowl, add the lemon juice and toss well.
- Add 100g/4oz of the sugar and the mixed spice to the pears, then add the blackberries and toss thoroughly to coat with sugar and spice. Tip the mixture into the greased ovenproof dish.
- Put the butter, flour, almonds and remaining sugar into a blender or food processor, and pulse until the mixture begins to look like breadcrumbs. Scatter the topping evenly over the fruit. Bake for 35–45 minutes until the crumble is golden. Serve hot with cream or custard.

Pear & ginger crumble

serves 4

ingredients

4 dessert pears	50g/2oz butter
25ml/1fl oz apple juice	1 teaspoon granulated sugar, plus
100g/4oz plain flour	extra for sprinkling
1 teaspoon ground ginger	

- Preheat the oven to 190°C/375°F/Gas mark 5.
- Peel, core and slice the pears. Put in a 1.2-litre/2pt ovenproof serving dish with the apple juice.
- Sift the flour and ginger into a bowl, then rub in the butter with your fingertips and stir in the sugar. Spoon the mixture over the pears, and press down lightly. Sprinkle with a little extra sugar.
- Bake for 45 minutes until golden. Serve hot with cream or custard.

Queen of puddings

serves 4

ingredients

50g/2oz dark chocolate (at least 70% cocoa solids), broken into small pieces	100g/4oz fresh white breadcrumbs
500ml/18fl oz chocolate-flavoured milk	100g/4oz caster sugar
	2 eggs, separated
	4 tablespoons black cherry jam

- Preheat the oven to 180°C/350°F/Gas mark 4.
- Put the chocolate and milk in a saucepan. Heat gently, stirring until the chocolate melts. Bring almost to the boil. Remove the pan from the heat.
- Put the breadcrumbs in a large bowl with 25g/1oz of the sugar. Pour in the chocolate mixture and mix well. Beat in the egg yolks. Spoon the mixture into a 1.2-litre/2pt pie dish. Bake in the oven for 25–30 minutes until set and firm.
- Whisk the egg whites in a large bowl until standing in soft peaks. Gradually whisk in the remaining sugar, and whisk until you have a thick meringue. Spread the jam over the baked chocolate base and pile the meringue on top.
- Return the pudding to the oven for about 15 minutes. Serve immediately.

Glazed berry pudding

serves 8

ingredients

4 eggs, separated
50g/2oz caster sugar
25g/1oz plain flour
150ml/5fl oz double cream
150ml/5fl oz milk
1 teaspoon vanilla essence
225g/8oz icing sugar, plus extra
for dusting
450g/1lb mixed red berries

- Lightly grease eight 150ml/5fl oz ramekins with butter.
- Combine the egg yolks and caster sugar in a bowl, and beat until pale, then stir in the flour.
- Bring the cream and milk to the boil in a small saucepan, then pour into the yolk mixture, stirring. Return the mixture to the pan, and cook over a gentle heat for 2 minutes, stirring all the time, or until thick and smooth. Turn into a clean bowl, add the vanilla essence, cover and leave to cool.
- Put the egg whites and icing sugar in a large heatproof bowl over a pan of simmering water, whisk for 10 minutes until thick, then remove from the heat and whisk until cool.
- Put 2 tablespoonfuls of the berries in the bottom of each ramekin. Fold the meringue into the custard, and pile the mixture on top of the berries. Chill the filled ramekins in the freezer for at least 7 hours.
- Preheat the oven to 220°C/425°F/Gas mark 7.
- Remove the ramekins from the freezer, put on a baking tray and dust thickly with icing sugar. Bake for 20 minutes, and serve immediately.

Gentlemen's pudding

serves 6

ingredients

150g/5oz butter
75g/3oz caster sugar
150g/5oz self-raising flour
3 large eggs, whisked
4 tablespoons sieved
raspberry jam

For the sauce
2 egg yolks
1 tablespoon caster sugar
175ml/6fl oz dry sherry
2 tablespoons sieved
raspberry jam

- Beat the butter with the sugar to a pale cream. Sift in half of the flour, then add one of the eggs, and incorporate. Sift in the remaining flour and beat in, followed by the remaining eggs, to achieve a smooth batter. Add the jam and stir.
- Pour into a buttered 1-litre/1½pt pudding basin. Cover with a cloth and steam for 1½ hours.
- To make the sauce, whisk the egg yolks with the sugar in a heatproof bowl set over a pan of simmering water. As they thicken, add the sherry and sieved jam, and cook for a few minutes, stirring constantly.
- Serve the sauce hot with the pudding.

Strawberry & apple crumble

serves 4

ingredients

450g/1lb cooking apples,
peeled, cored and sliced
150g/5oz strawberries, halved
25g/1oz granulated sugar
1/2 teaspoon ground cinnamon
25ml/1fl oz orange juice
hot vanilla custard, to serve

For the crumble

50g/2oz wholemeal flour
50g/2oz porridge or rolled oats
25g/1oz butter, softened

- Preheat the oven to 180°C/
350°F/Gas mark 4.
- Toss together with the strawberries,
sugar, cinnamon and orange juice.
Tip the mixture into a 1.2-litre/2pt
ovenproof dish.
- To make the crumble, combine the
flour and oats in a bowl, and mix
in the butter with a fork.
- Sprinkle the crumble mixture evenly
over the fruit, and bake in the oven
for 40–45 minutes until golden
brown. Serve warm with custard.

Sticky toffee pudding

serves 4

ingredients

100g/4oz butter
50g/2oz caster sugar
150ml/5fl oz double cream
100g/4oz muscovado sugar
4 eggs, separated
150g/5oz plain flour
1½ teaspoons baking powder

- Preheat the oven to 180°C/350°F/Gas mark 4. Grease four moulds measuring 300ml/10fl oz.
- In a saucepan, dissolve the caster sugar in 2 tablespoons water over a low heat. Warm the double cream in another pan. When the sugar has dissolved, increase the heat under that pan, and boil until golden brown. Remove from the heat and add the hot cream, stirring. Pour equally between the moulds.
- Using an electric whisk, cream the butter and muscovado sugar until off-white, then whisk in the egg yolks, one at a time.
- In a glass bowl, whisk the egg whites to soft peaks and reserve.
- Sift the flour and baking powder into a bowl, then whisk into the butter cream. Fold the whisked egg whites into the mixture.
- Spoon into the moulds, and cover the tops with buttered rounds of baking parchment. Put into a roasting tin, and pour in enough hot water from the kettle to come halfway up the moulds. Bake in the oven for 40–50 minutes. Serve hot on their own, or with cream or ice cream.

Ginger upside-down pudding

serves 4–6

ingredients

1 tablespoon brown sugar
4 peaches, halved and stoned
8 walnut halves
150g/5oz wholemeal flour
½ teaspoon bicarbonate of soda
1½ teaspoons ground ginger
1 teaspoon ground cinnamon
100g/4oz molasses sugar
1 egg
125ml/4fl oz milk
50ml/2fl oz sunflower oil

- Preheat the oven to 180°/350°F/Gas mark 4. Brush the bottom and side of a 23cm/9in round springform cake tin with a little sunflower oil. Sprinkle the brown sugar over the bottom of the tin.
- Arrange the peaches cut side down in the tin, with the walnut halves in place of the stones.
- For the base, sift together the flour, bicarbonate of soda, ginger and cinnamon, then stir in the sugar. Whisk together the egg, milk and oil, then mix into the dry ingredients until smooth.
- Pour the mixture evenly over the peaches, and bake for 35–40 minutes until firm to the touch. Turn out onto a serving plate. Serve hot with custard, cream or ice cream.

Sticky marmalade pudding

serves 8

ingredients

175g/6oz butter
175g/6oz muscovado sugar
300g/11oz marmalade
2 seedless oranges, peeled,
all pith removed and sliced
thinly into rounds
2 large eggs, beaten
175g/6oz self-raising flour
1½ teaspoons ground ginger
50g/2oz fresh root ginger,
finely chopped

- Preheat the oven to 180°C/375°F/Gas mark 4. Line the bottom of a 23cm/9in round cake tin, at least 5cm/2in deep, with non-stick baking parchment.
- Warm together 50g/2oz each of the butter and sugar, and half of the marmalade. Spoon into the tin, then arrange the orange slices over the top of the marmalade mixture.
- Beat together the remaining butter and sugar. Gradually beat in the eggs. Sift the flour and ground ginger together, and fold into the mixture with the remaining marmalade and the fresh ginger. Carefully pour over the oranges, and spread to fill the tin.
- Stand the tin on a baking tray, and bake for 1 hour 10 minutes or until just firm to the touch.
- Invert the pudding onto a serving plate, and serve warm with custard.

Caramelized apple tarts

serves 6

ingredients

- 1 pastry sheet from a 375g/13oz pack puff pastry
- 100g/4oz white marzipan, chilled and coarsely grated
- 4 Braeburn apples, quartered, cored and sliced
- 50g/2oz butter
- juice of 1 large lemon
- 25g/1oz Demerara sugar
- ½ teaspoon mixed spice

- Preheat the oven to 200°C/400°F/Gas mark 6. Grease the bottoms of six 7.5cm/3in individual tartlet tins.
- Roll out the pastry sheet more thinly. Stamp out six 12.5cm/5in rounds of pastry using a pastry cutter. Use to line the tins, and prick the bases twice with a fork. Chill for 10 minutes.
- Line the pastry with foil and baking beans. Bake blind for 10 minutes. Remove the foil and beans, sprinkle in the marzipan and cook for a further 5 minutes.
- Quarter, core and slice the apples. Heat the butter in a large non-stick frying pan. Add the apples, lemon juice, sugar and mixed spice, and cook over a high heat for 5 minutes, turning as needed, until most of the lemon juice has evaporated and the apples are just tender.
- Pile the apple mixture into the warm pastry cases, then put back in the oven for 2–3 minutes. Serve the tartlets warm with crème fraîche.

Blackberry batter pudding

serves 8

ingredients

350g/12oz blackberries
250g/9oz granulated sugar
3 tablespoons plain flour
grated zest of 1 lemon
¼ teaspoon ground nutmeg

For the topping

225g/8oz plain flour
225g/8oz granulated sugar
1 tablespoon baking powder
pinch of salt
250ml/9fl oz milk
75g/3oz butter, melted

- Preheat the oven to 180°C/350°F/Gas mark 4.
- In a large mixing bowl, combine the blackberries with 225g/8oz sugar.
- Add the flour and lemon zest. Using a large spoon, stir gently to blend. Transfer to a 2-litre/3½pt baking dish.
- To make the topping, sift the flour, sugar, baking powder and salt into a large bowl. Set aside. In a jug, combine the milk and butter. Gradually stir the milk mixture into the dry ingredients, and keep stirring until the batter is just smooth. Spoon the batter over the berries.
- Mix the remaining sugar with the nutmeg, then sprinkle the mixture over the pudding. Bake in the oven for about 50 minutes until the topping is set. Serve hot.

Indian bread pudding

serves 6

ingredients

6 medium slices white bread
 75g/3oz ghee or butter
 150g/5oz granulated sugar
 3 green cardamom pods, husks removed

600ml/1pt milk
 175ml/6fl oz evaporated milk
 ½ teaspoon saffron threads

- Cut the bread slices into quarters. Heat the ghee or butter in a large heavy frying pan. Add the bread slices and fry, turning once, until golden brown.
- Put the fried bread in the bottom of a heatproof dish and set aside.
- To make a syrup, put the sugar, 300ml/10fl oz water and cardamom seeds in a saucepan. Bring to the boil over a medium heat, stirring constantly, until the sugar has dissolved. Boil until the syrup thickens. Pour the syrup over the fried bread.
- Put the milk, evaporated milk and saffron in a separate saucepan, and bring to the boil over a low heat. Simmer until it has halved in volume. Pour the mixture over the syrup-coated bread. Serve warm.

Chocolate & pear crumble

serves 4

ingredients

4 pears, cored and sliced
 25ml/1fl oz apple juice
 100g/4oz plain flour
 15g/½oz cocoa powder
 50g/2oz butter
 2 teaspoons granulated sugar

- Preheat the oven to 190°C/375°F/Gas mark 5.
- Peel, core and slice the pears, and put in an ovenproof dish with the apple juice.
- Sift the flour and cocoa into a bowl. Rub the butter into the mixture with your fingertips. Stir in the sugar. Sprinkle over the pears, and press down lightly.
- Bake for about 40 minutes until cooked through. Serve hot.

Oat & fruit puddings

serves 4

ingredients

100g/4oz rolled oats	pinch of ground cinnamon
50g/2oz butter, melted	2 dessert pears
2 tablespoons chopped almonds	1 tablespoon marmalade
1 tablespoon clear honey	custard or yogurt, to serve

- Preheat the oven to 200°C/400°F/Gas mark 6. Lightly oil the bottoms of four individual pudding bowls, and line each one with a small circle of baking parchment.
- Mix together the oats, butter, almonds, honey and cinnamon in a small bowl. Using a spoon, spread two-thirds of the oat mixture over the base and around the sides of the pudding bowls.
- Peel, core and finely chop the pears. Toss together with the marmalade, and spoon into the oat cases. Scatter the remaining oat mixture over to cover the pears and marmalade.
- Bake for 15–20 minutes until golden and crisp. Leave for 5 minutes before removing the pudding bowls. Serve hot with custard or yogurt.



Fruity bread pudding

serves 4

ingredients

75g/3oz mixed dried fruit	1 teaspoon mixed spice
150ml/5fl oz unsweetened apple juice	1 large banana, sliced
3–4 slices day-old white bread, cubed	150ml/5fl oz milk
	1 tablespoon Demerara sugar

- Preheat the oven to 200°C/400°F/Gas mark 6. Put the dried fruit in a small pan with the apple juice, and bring to the boil.
- Remove the pan from the heat and stir in the bread cubes, mixed spice and banana. Spoon the mixture into a shallow 1.2-litre/2pt ovenproof dish and pour the milk over.
- Sprinkle with the sugar, and bake for 25–30 minutes until firm and golden brown. Serve hot or cold.

Treacle pudding

serves 6

ingredients

50g/2oz butter	2 teaspoons baking powder
100g/4oz caster sugar	pinch of salt
2 eggs	2 tablespoons milk
175g/6oz plain flour	4 tablespoons golden syrup

- Cream the butter and sugar in a bowl. Beat in the eggs, one at a time.
- Sift the flour, baking powder and salt together, and fold into the mixture, adding just enough milk to give a dropping consistency.
- Butter a 1.2-litre/2pt pudding basin, then pour the syrup into the bottom. Spoon in the batter to fill the basin. Cover the top with a round of buttered baking parchment, and secure pleated foil over that with string.
- Stand in a pan of simmering water with a lid on, and steam for 1½ hours, topping up with boiling water when necessary. Invert the pudding onto a serving plate. Serve hot.

Banana chocolate chip soufflés

serves 6

ingredients

3 egg whites	2½ tablespoons mini
75g/3oz granulated sugar	chocolate chips
2 bananas	

- Preheat the oven to 230°C/450°F/Gas mark 8. Lightly grease six 175ml/6fl oz ramekins.
- In a bowl, beat the egg whites with an electric mixer until soft peaks form, then gradually beat in the sugar until the mixture holds stiff peaks.
- Thinly slice the bananas onto the mixture, and gently fold in the chocolate chips.
- Arrange the ramekins on a baking tray, and divide the mixture evenly among them. Run a knife around the sides of the ramekins, and bake the soufflés in the middle of the oven for 15 minutes or until golden brown. Serve immediately.

Baked coconut rice pudding

serves 4–6

ingredients

100g/4oz short-grain rice
600ml/1 pint coconut milk
300ml/10fl oz milk
50g/2oz caster sugar
1–2 teaspoons butter

- Lightly grease a 1.2-litre/2pt shallow ovenproof dish.
- Mix the rice with the coconut milk, milk and sugar until all the ingredients are well blended.
- Pour the rice mixture into the prepared dish, and dot the surface with the butter. Bake in the oven for about 30 minutes. Serve hot.



Creamy puddings

serves 6

ingredients

300ml/10fl oz double cream
250g/9oz ricotta cheese
50g/2oz caster sugar
100g/4oz white chocolate, broken
into pieces

350g/12oz mixed summer fruits,
such as strawberries, blueberries
and raspberries
2 tablespoons Cointreau

- Whip the cream until soft peaks form. Fold in the ricotta cheese and half the of sugar.
- Put the chocolate in a heatproof bowl set over a saucepan of simmering water. Stir until melted. Remove from the heat and leave to cool, stirring occasionally. Stir into the cheese mixture until well blended.
- Spoon the mixture into six individual pudding moulds, and level the surface of each pudding with the back of a spoon. Put in the freezer and freeze for 8 hours or overnight.
- Put the fruits and the remaining sugar in a pan, and heat gently, stirring occasionally, until the sugar has dissolved. Stir in the Cointreau.
- Dip the pudding moulds in hot water for 30 seconds, and invert onto serving plates. Spoon the hot fruit compote over the puddings, and serve immediately.

Chocolate crêpes

serves 6

ingredients

75g/3oz plain flour
1 tablespoon cocoa powder
1 teaspoon caster sugar
2 eggs, lightly beaten
175ml/6fl oz milk
2 teaspoons dark rum
25g/1oz butter, melted, plus extra
for brushing

For the filling

5 tablespoons double cream
225g/8oz dark chocolate (at least
70% cocoa solids)
3 eggs, separated
25g/1oz caster sugar

- Preheat the oven to 200°C/400°F/Gas mark 6.
- Sift the flour, cocoa and sugar into a bowl. Make a well in the centre, add the eggs and beat them in a little at a time, drawing in the flour mixture from the edge of the bowl. Add the milk, rum and butter, and beat until smooth. Cover and set aside for 30 minutes.
- Brush an 18cm/7in crêpe pan with melted butter, and set over a medium heat. Pour 3 tablespoons of the batter into the pan, swirling it to cover the bottom. Cook for 3 minutes, turning once, then slide onto a plate. Cook another 11 crêpes in the same way. Stack, interleaved with baking parchment, and keep warm.
- For the filling, put the cream and chocolate in a pan and melt gently, stirring. In a bowl, beat the egg yolks with half of the sugar until creamy, beat in the chocolate cream and leave to cool. In a separate bowl, whisk the egg whites into soft peaks, add the rest of the sugar and beat until stiff. Stir a spoonful of the whites into the chocolate mixture, then fold in the remainder.
- Spread each crêpe with 1 tablespoon of the filling, then fold into quarters. Brush with melted butter, place on a buttered baking tray and bake in the oven for 20 minutes. Serve hot.

Black cherry crêpes

serves 4

ingredients

For the crêpe batter

100g/4oz plain flour

1 egg

300ml/10fl oz milk

For the filling

375g/13oz fresh black cherries

25g/1oz icing sugar

150g/5oz Greek-style yogurt

2 tablespoons vegetable oil

- To make the crêpe batter, whisk together the flour, egg and milk until smooth. Cover and set aside for 30 minutes.
- For the filling, pit the cherries and halve or quarter them if they are large. Stir the icing sugar into the yogurt.
- Brush a 15cm/6in non-stick crêpe pan very lightly with oil, and heat until hot.
- Whisk the batter well, and thin it with a little extra milk if it is too thick. Pour one-eighth of the batter into the hot pan, and swirl it around to cover the bottom. Cook for 1–2 minutes until golden underneath, then turn over and cook the other side.
- Turn the crêpe out of the pan. Repeat with the remaining mixture until you have 8 crêpes, adding more oil as necessary. Stack them between sheets of greaseproof paper on a plate as you cook them. Rest the plate over a saucepan of simmering water to keep warm.
- To serve, put a spoonful of sweetened yogurt in the centre of each crêpe, and top with a spoonful of cherries. Fold the crêpe into quarters, and serve warm.

Crêpes Suzettes

serves 4

ingredients

For the crêpe batter

100g/4oz plain flour
Pinch of salt
2 eggs
300ml/10fl oz milk
25g/1oz butter, melted
2 teaspoons vegetable oil

For the sauce

50g/2oz butter
25g/1oz caster sugar, sifted
finely grated zest and juice of
1 large orange
finely grated zest of 1 large lemon
3 tablespoons Cointreau
2 tablespoons brandy

- To make the crêpe batter, put all the ingredients except the oil in a blender or food processor. Add 150ml/5fl oz cold water, and blend to a smooth batter. Alternatively, sift the flour and salt into a bowl, add the eggs and about half of the milk. Whisk to a thick paste. Whisk in the remaining milk and 150ml/5fl oz water for a smooth pouring batter, then add the melted butter. Cover and set aside for 30 minutes.
- Heat $\frac{1}{2}$ teaspoon of the oil in a non-stick 18 cm/7in frying pan. Pour in 4 tablespoons batter and swirl around. Cook for 15 seconds until the edges brown. Turn the pancake over and cook until lightly browned.
- Repeat with the rest of the batter to make about 14 pancakes, adding more oil as necessary. Stack them between sheets of greaseproof paper on a plate as you cook them. Rest the plate over a saucepan of simmering water to keep warm.
- To make the sauce, put the butter, sugar, zests and juice in a frying pan, and warm gently until the butter has melted. Add the pancakes and warm through gently, turning once.
- Pour in the Cointreau and brandy, and swirl carefully over the heat to warm through gently. Once the alcohol is warm, flame the pancakes with a lighted match. Serve immediately.

Apricot soufflé

serves 2

ingredients

8 large fresh apricots, stoned	1 teaspoon Kirsch
175ml/6fl oz double cream	3 eggs, separated
2¼ teaspoons plain flour	1 pinch cream of tartar
50g/2oz caster sugar, plus extra for dusting	1 teaspoon butter
	icing sugar for dusting

- Preheat the oven to 230°C/450°F/Gas mark 8. Slice half of the apricots and set aside. Dice the remaining apricots.
- Combine the cream, flour, caster sugar and diced apricots in a large saucepan. Bring to a simmer over a medium heat and cook, whisking until thick, for 3 minutes. Remove from the heat, add the Kirsch, then whisk in the egg yolks one at a time.
- Beat the egg whites in a mixing bowl until stiff.
- Butter a small soufflé dish and dust with caster sugar. Spread 50g/2oz of the apricot mixture on the bottom. Add about a third of the egg whites to the remaining apricot mixture. Gently fold together. Carefully fold in the remaining egg whites in two batches. Spoon over the apricot mixture in the soufflé dish. Bake for 12–15 minutes until lightly browned on top. Dust generously with icing sugar, and arrange sliced apricots on top. Serve immediately.



Zabaglione

serves 4

ingredients

5 egg yolks	150ml/5fl oz Marsala or sweet sherry
100g/4oz caster sugar	

- Put the egg yolks in a large mixing bowl. Add the caster sugar, and whisk until the mixture is thick, very pale and doubled in volume.
- Set the bowl containing the egg yolk and sugar mixture over a saucepan of gently simmering water. Add the Marsala and continue whisking until the mixture becomes warm. This may take up to 10 minutes.
- Pour the mixture, which should be frothy and light, into four wine glasses. Serve warm.

Apple pie

serves 6

ingredients

6 large cooking apples such as Granny Smith	<i>For the pastry</i> 225g/8oz plain flour
2 tablespoons caster sugar	25g/1oz self-raising flour
1 teaspoon finely grated lemon zest	150g/5oz butter, chilled and cubed
pinch of ground cloves	2 tablespoons caster sugar
2 tablespoons marmalade	4–5 tablespoons iced water
1 egg, lightly beaten	
1 tablespoon granulated sugar	

- Lightly grease a 23cm/9in pie plate.
- Peel, core and cut the apples into wedges. Put in a saucepan with the sugar, lemon zest, cloves and 2 tablespoons water. Cover and cook over a low heat for 8 minutes or until the apples are just tender, shaking the pan occasionally. Drain and cool completely.
- To make the pastry, sift the flours into a bowl, and rub in the butter using your fingertips, until the mixture resembles fine breadcrumbs. Stir in the sugar, then make a well in the centre. Add almost all the iced water, and mix with a pastry scraper or flat-bladed knife, using a cutting action, until the mixture comes together. Gather together and lift out onto a lightly floured work surface. Press into a ball and divide into two, making one half a little bigger. Cover with cling film and refrigerate for 20 minutes.
- Preheat the oven to 200°C/400°F/Gas mark 6.
- Roll out the larger piece of pastry between two sheets of baking parchment, and line the bottom and side of the pie plate. Using a small sharp knife, trim away any excess pastry. Brush the marmalade over the bottom of the pastry shell, and spoon in the apple mixture.
- Roll out the other pastry ball between the baking parchment until large enough to cover the pie. Brush water around the rim of the pastry shell, and put the pastry on the top. Pinch the edges to seal, and cut a couple of short slits in the top to allow steam to escape.
- Brush the top of the pie with beaten egg, and sprinkle with the sugar. Bake in the oven for 20 minutes, then reduce the oven temperature to 180°C/350°F/Gas mark 4 and bake for another 15–20 minutes until golden. Serve hot with cream or vanilla ice cream.

Bread & butter pudding

serves 6

ingredients

50g/2oz butter, softened	550ml/18fl oz milk
6 slices white bread	50g/2oz light muscovado sugar
25g/1oz currants	pinch of mixed spice
25g/1oz sultanas	single cream for drizzling
3 eggs	

- Lightly grease a 1.2-litre/2pt ovenproof dish with a little of the butter. Use the rest to spread evenly over the bread, then cut each slice in half diagonally.
- Arrange the slices in the dish, each one slightly overlapping the last, and sprinkle the currants and sultanas over the top.
- Beat together the eggs, milk, sugar and mixed spice in a bowl, and pour over the bread. Leave to soak for 30 minutes. Preheat the oven to 180°C/350°F/Gas mark 4.
- Bake the pudding for 45–55 minutes until golden brown but still slightly moist in the centre. Serve with a drizzle of single cream.



Hot plum batter

serves 4

ingredients

450g/1lb red plums, quartered and stoned	• Preheat the oven to 220°C/425°F/Gas mark 7. Lightly oil a wide shallow ovenproof dish with vegetable oil, and add the plums.
200ml/7fl oz skimmed milk	• Put the milk, milk powder, sugar, vanilla essence, flour and egg whites in a food processor. Whiz until smooth.
4 tablespoons skimmed milk powder	• Pour the batter over the plums. Bake for 25–30 minutes until well risen and golden. Lightly dust with icing sugar, and serve immediately.
1 tablespoon muscovado sugar	
1 teaspoon vanilla essence	
75g/3oz self-raising flour	
2 egg whites	
icing sugar for dusting	

Apple strudel

serves 6–8

ingredients

100g/4oz dried breadcrumbs	½ teaspoon freshly grated nutmeg
900g/2lb cooking apples	225g/8oz chopped walnuts
juice of 3 lemons	175g/6oz soft brown sugar
225g/8oz cranberries	450g/1lb filo pastry sheets
225g/8oz seedless raisins	175g/6oz butter
2 teaspoons ground cinnamon	

- Heat a dry frying pan over a medium heat. Pour in the breadcrumbs. Stirring all the time, lightly toast the crumbs for 1–2 minutes. Remove from the heat and set aside to cool.
- Peel, core and dice the apples, put them in a large bowl and toss in the lemon juice to prevent browning. Add the cranberries, raisins, cinnamon, nutmeg, walnuts and sugar. Mix well together.
- Preheat the oven to 180°C/350°F/Gas mark 4.
- Spread a moist tea towel on a clean work surface, and put the sheets of pastry on it. Remove a single sheet of pastry, and place on a second moist tea towel. Quickly cover the remaining pastry with a third moist tea towel.
- Melt some of the butter in a pan, and brush over the single pastry sheet. Sprinkle with some of the breadcrumbs. Uncover the pastry sheets, lift off a second sheet of pastry and place this on top of the first. Cover the remaining sheets as before.
- Brush the second sheet of pastry with melted butter and sprinkle with breadcrumbs. Repeat this procedure with another 2 pastry sheets. Spread half of the apple and walnut filling on the fourth sheet, leaving a border around the edge. Using the tea towel underneath, slowly and carefully roll the sheets of pastry away from you to form a log, tucking the edges of the pastry inwards as you go.
- Repeat the entire procedure until you have 2 pastry logs, keeping the first one moist under a tea towel while making the second.
- Lightly grease a baking tray, and carefully slide the strudel logs onto it. Brush the tops of both logs with the remaining butter, and bake in the oven for 30–40 minutes until brown and crisp. Remove from the oven and allow to cool slightly before serving.

Classic custard

serves 4

ingredients

3 eggs
350ml/12fl oz milk
50g/2oz caster sugar
1 teaspoon vanilla essence

- Whisk the eggs and milk in a heatproof bowl. Add the sugar gradually, whisking to dissolve. Stir in the vanilla essence.
- Put the bowl over a pan of simmering water, making sure that the bottom does not touch the water. Heat gently, stirring, until it thickens and coats the back of a wooden spoon. Serve hot.



Cherry pie

serves 6–8

ingredients

150g/5oz plain flour	3 tablespoons chilled water
25g/1oz icing sugar	700g/1½lb pitted Morello cherries
100g/4oz butter, cubed	1 egg, lightly beaten
50g/2oz ground almonds	caster sugar for sprinkling

- Sift the flour and icing sugar into a bowl. Add the butter and rub in with just your fingertips until the mixture is fine and crumbly. Stir in the ground almonds, then add almost all the water and stir into the flour mixture with a flat-bladed knife until the mixture forms a dough, adding the remaining water if necessary.
- Turn the dough onto a lightly floured work surface and gather together into a ball. Roll out on a sheet of baking parchment into a circle about 26cm/10½in in diameter. Flatten slightly, cover with cling film and refrigerate for 20 minutes.
- Preheat the oven to 200°C/400°F/Gas mark 6.
- Spread the cherries in the bottom of a greased 23cm/9in pie dish.
- Cover the pie dish with the pastry, and trim the overhanging edge. Brush the pastry top all over with beaten egg, and sprinkle lightly with caster sugar. Put the pie dish on a baking tray, and cook for 35–40 minutes until golden brown.
- Serve warm with cream or ice cream.

Mince pies

serves 4–6

ingredients

150g/5oz butter, cut into pieces

225g/8oz plain flour

50g/2oz ground almonds

25g/1oz caster sugar

a few drops of almond essence

grated zest of 1 orange

1 egg yolk

225g/8oz mincemeat

1 egg white, lightly beaten

- Preheat the oven to 200°C/400°F/Gas mark 6. Lightly grease a 12-hole bun tin or muffin pan.
- Rub the butter into the flour using your fingertips until the mixture resembles coarse breadcrumbs. Add the almonds, sugar, almond essence, orange zest, egg yolk and 1 tablespoon water. Mix to form a firm dough. Knead briefly on a floured work surface, then wrap and chill for 30 minutes.
- Roll out thinly, and stamp out 12 rounds, about 7.5cm/3in, using a pastry cutter. Use the pastry to line the holes in the bun tin. Spoon in the mincemeat to come two-thirds of the way up each hole. Use the remaining pastry to cut into seasonal shapes – such as holly leaves or Christmas trees – and place on top of the mincemeat.
- Bake for 20 minutes until crisp and golden brown. Serve warm with cream or brandy butter.

Christmas pudding

serves 8–10

ingredients

250g/9oz sultanas	1 teaspoon grated orange zest
150g/5oz currants	1 teaspoon grated lemon zest
250g/9oz raisins	225g/8oz suet, grated
300g/11oz mixed dried fruit, chopped	225g/8oz soft brown sugar
50g/2oz mixed peel	3 eggs, lightly beaten
120ml/4fl oz brown ale	200g/7oz white breadcrumbs
2 tablespoons brandy	75g/3oz self-raising flour
75ml/3fl oz freshly squeezed orange juice	pinch of salt
75ml/3fl oz freshly squeezed lemon juice	1 teaspoon mixed spice
	¼ teaspoon freshly grated nutmeg
	100g/4oz blanched almonds, roughly chopped

- Put the sultanas, currants and raisins, mixed dried fruit, mixed peel, brown ale, rum, orange and lemon juices and zests into a large bowl, and stir together. Cover and leave to steep overnight.
- The next day, add the remaining ingredients to the bowl, and mix well.
- Put a 2-litre/3½pt pudding basin on a trivet in a large saucepan with a lid, and pour in enough water to come halfway up the side of the basin. Remove the basin and put the water on to boil.
- Brush the basin with melted butter, and line the bottom with baking parchment. Fill with the pudding mixture, then cover with a round of buttered baking parchment. Top with pleated foil, and secure with string around the rim of the basin.
- Steam the pudding for 8 hours in the saucepan with the lid on, topping up with boiling water when necessary. Invert the pudding onto a serving plate. Serve hot with brandy sauce, cream or ice cream.

Baked Alaska

serves 6

ingredients

- 1.2 litres/2pt round tub of good-quality vanilla ice cream
- 1 Victoria sponge or other plain butter sponge cake
- 4 egg whites
- 75g/3oz caster sugar
- 1 tablespoon raspberry jam

- Freeze the ice cream in the coldest section of the freezer. Cut the sponge to match the top of the ice-cream tub, then freeze the sponge on a baking sheet overnight.
- Preheat the oven to 230°C/450°F/Gas mark 8.
- To make the meringue, whisk the egg whites with an electric mixer to soft peaks, then increase the mixer speed and gradually add the sugar until the peaks are firm. Take care not to exceed this point or the meringue will separate.
- Spread the sponge with the jam. Turn out the ice cream to sit on top of the jam. Smooth the meringue all over the ice cream with a palette knife, taking it right down to the bottom edge of the cake to seal in the ice cream entirely, making sure to leave no gaps.
- Bake in the oven for 4–5 minutes until the meringue is just beginning to colour. Remove from the oven and serve immediately.

Banana custard

serves 4

ingredients

1 egg, lightly beaten
2 tablespoons custard powder
2 tablespoons sugar
225ml/8fl oz milk
125ml/4fl oz double cream
2 bananas, sliced into discs

- In a heatproof bowl, whisk the egg, custard powder, sugar, milk and cream until smooth.
- Put the bowl over a pan of simmering water. Stir constantly over a low heat for 5 minutes or until the custard thickens slightly and coats the back of a wooden spoon. Remove the bowl from the heat and gently stir in the banana.
- Serve hot.



Rice pudding

serves 4

ingredients

50g/2oz pudding rice	pinch of freshly grated nutmeg
50g/2oz granulated sugar	25g/1oz butter
400g/14oz evaporated milk	strawberry jam, to serve
300ml/10fl oz fresh milk	

- Preheat the oven to 150°C/300°F/Gas mark 2. Lightly oil a large ovenproof dish.
- Sprinkle the rice and the sugar into the dish, and mix together.
- Bring the evaporated milk to the boil in a small pan, stirring occasionally. Stir the evaporated and fresh milk into the rice, and mix well until the rice is coated thoroughly.
- Sprinkle over the nutmeg, cover with foil and bake in the oven for 30 minutes.
- Remove the pudding from the oven and stir well, breaking up any lumps. Cover with the same foil. Bake in the oven for a further 30 minutes.
- Remove from the oven and stir well again. Dot the pudding with butter and bake for a further 45–60 minutes until the rice is tender and a brown skin has formed on top.
- Divide the pudding into four individual serving bowls. Top each one with a large spoonful of jam, and serve immediately.

Peach cobbler

serves 4–6

ingredients

4 large peaches, peeled and thickly sliced, with stones removed
175ml/6fl oz maple syrup
1 teaspoon ground nutmeg
1 teaspoon ground cinnamon
½ teaspoon ground cloves
½ teaspoon ground ginger
225g/8oz plain flour, sifted
225ml/8fl oz milk
2 egg whites

- Preheat the oven to 190°C/375°F/Gas mark 5.
- Arrange the peaches in a glass dish measuring about 20cm/8in in diameter. Mix together the maple syrup with half of each of the ground nutmeg, cinnamon, cloves and ginger. Drizzle the mixture over the peaches, making sure that each piece of fruit is well coated. Allow to stand for 10–15 minutes.
- In a mixing bowl, combine the flour, milk and egg whites and blend to mix. Pour carefully over the top of the fruit, then sprinkle with the other half of the spices.
- Bake, uncovered, in the oven for 45–50 minutes until the topping is cooked and golden. Serve hot with cream or ice cream.

Semolina

serves 4

ingredients

6 tablespoons pure ghee
3 whole cloves
3 whole cardamom pods
8 tablespoons coarse semolina
½ teaspoon saffron threads
50g/2oz sultanas
150g/5oz caster sugar
300ml/10fl oz water
300ml/10fl oz milk

- Put the ghee in a saucepan, and melt over a medium heat. Add the cloves and the whole cardamoms, and reduce the heat, stirring to mix.
- Add the semolina to the mixture in the pan, and stir-fry until it turns a slightly darker colour. Add the saffron, sultanas and sugar to the semolina mixture, stirring to mix well.
- Pour in the water and milk, and cook the mixture, stirring constantly, until the semolina has softened. Add a little more water if required.
- Remove the pan from the heat, and transfer the semolina to a warmed serving dish. Serve immediately with cream, chopped nuts and shredded coconut, if you like.

Rhubarb & apple cobbler

serves 6

ingredients

900g/2lb rhubarb
 450g/1lb cooking apples
 6 tablespoons caster sugar
 4 tablespoons plain flour
 1 tablespoon cornflour
 ½ teaspoon ground ginger
 1 tablespoon butter
 grated zest of 1 orange

For the dough
 150g/5oz plain flour
 2 teaspoons baking powder
 pinch of salt
 50g/2oz butter, softened
 3 tablespoons caster sugar
 125ml/4fl oz buttermilk
 2 tablespoons double cream
 1 teaspoon Demerara sugar

- Preheat the oven to 220°C/425°F/Gas mark 7.
- Cut the rhubarb into 2cm/1in lengths. Peel, core, quarter and slice the apple. Mix together the rhubarb, apples, sugar, flour, cornflour, ginger, butter and orange zest. Put the mixture in a 25cm/10in shallow ovenproof dish, and set aside.
- To make the dough, sift the flour, baking powder and salt into a bowl. Rub in the softened butter using your fingertips until the mixture resembles fine breadcrumbs. Stir in the caster sugar and buttermilk. Spoon the dough onto the rhubarb and apple mixture in small mounds, making sure that it does not completely cover the fruit. Mix the cream with the Demerara sugar, and drizzle on the top.
- Put the dish on a baking tray, and bake for 10 minutes. Reduce the heat to 190°C/375°F/Gas mark 5 and bake for a further 20–30 minutes until puffed and brown, and the fruit is just soft. Remove from the oven and leave to stand for 10 minutes, then serve warm with cream.

Treacle tart

serves 6

ingredients

1 x 23cm/9in shortcrust pastry shell, baked
400g/14oz golden syrup
2 tablespoons treacle
150g/5oz slivered almonds
125g/4½oz fresh white breadcrumbs
2 eggs
grated zest of ½ lemon

- Preheat the oven to 130°C/250°F/Gas mark 1/2. Put the pastry shell on a baking sheet.
- In a bowl, mix together the golden syrup, treacle, slivered almonds, breadcrumbs, eggs and lemon zest. Spoon the mixture into the pastry case, and bake for about 1 hour.
- Serve warm with clotted cream or double cream.



Chocolate fudge pudding

serves 4

ingredients

50g/2oz butter
75g/3oz soft brown sugar
2 eggs, beaten
350ml/12fl oz milk
50g/2oz chopped walnuts
50g/2oz plain flour
2 tablespoons cocoa powder,
plus extra for dusting
icing sugar for dusting

- Preheat the oven to 180°C/350°F/Gas mark 4. Lightly grease a 1.2-litre/2pt ovenproof dish.
- Cream together the butter and sugar in a large mixing bowl until fluffy. Beat in the eggs.
- Gradually stir in the milk, and add the walnuts, stirring to mix.
- Sift the flour and cocoa powder into the mixture. Fold in gently with a metal spoon until well mixed.
- Spoon the mixture into the ovenproof dish, and cook in the oven for 35–40 minutes.
- To serve, dust with icing sugar and cocoa powder, and serve hot.

Cold Desserts

A cold dessert is a refreshing conclusion to any summer menu and can provide the perfect counterpoint to a meal, whether it is hot or cold outside. You are bound to find something to appeal in the delicious range of ice creams, sorbets and mousses included in this chapter. Add to these recipes for trifles, jellies, syllabubs and fools, and you'll have a treat to cool you down or refresh your palate on any day of the year.

Apricot fool

serves 4

ingredients

2 tablespoons cornflour
300ml/10fl oz skimmed milk
15g/½oz low-fat spread
¼ teaspoon vanilla essence
½ teaspoon granulated sugar
400g/14oz canned apricots
in juice

- To make the sauce, blend the cornflour with 2 tablespoons of the milk in a saucepan with a wooden spoon. Add the remaining milk, bring to the boil and cook for 2 minutes until thickened.
- Stir in the low-fat spread, vanilla essence and sugar. Leave to cool.
- Keeping half an apricot aside for decoration, purée the rest with the juice in a blender or food processor. Fold into the sauce.
- Spoon into individual glasses, and chill for 1 hour before serving.



Strawberry rose-petal pashka

serves 4

ingredients

350g/12oz cottage cheese
175g/6oz low-fat Greek-style
yogurt
2 tablespoons clear honey

½ teaspoon rose water
275g/10oz strawberries
handful of unsprayed scented pink
rose petals, to decorate

- Drain any free liquid from the cottage cheese, and tip the cheese into a sieve. Use a wooden spoon to rub through the sieve into a bowl.
- Stir the yogurt, honey and rose water into the cheese. Roughly chop about half the strawberries, and stir them into the cheese mixture.
- Line a new clean flowerpot or a sieve with muslin, and tip the cheese mixture in. Leave to drain over a bowl for several hours or overnight.
- Invert the flowerpot or sieve onto a serving plate, turn out the pashka and remove the muslin. Decorate with rose petals and serve chilled.

Perfumed pineapple salad

serves 4

ingredients

1 small pineapple
 1 tablespoon icing sugar
 1 tablespoon orange-flower water
 100g/4oz fresh dates, stoned and quartered
 225g/8oz strawberries, sliced
 fresh mint sprigs, to decorate

- Cut the skin from the pineapple and, using the tip of a vegetable peeler, remove as many brown 'eyes' as possible. Quarter the pineapple lengthways, remove the core from each wedge, then slice.
- Lay the pineapple slices in a shallow serving bowl. Sprinkle with icing sugar, and drizzle the orange-flower water over.
- Add the dates and strawberries to the pineapple, cover and chill for at least 2 hours, stirring once or twice. Serve chilled, decorated with a few mint sprigs.



Pineapple wedges with lime

serves 4

ingredients

1 pineapple, about 800g/1¾lb
 1 lime
 1 tablespoon muscovado sugar
 1 teaspoon ground allspice

- Cut the pineapple lengthways into quarters. Remove the hard core.
- Loosen the flesh on each wedge by sliding a knife between the flesh and the skin. Cut the flesh into slices, leaving it on the skin.
- Using a sharp-pointed knife, remove a few shreds of zest from the lime. Squeeze out the juice.
- Sprinkle the pineapple with the lime juice and zest, sugar and allspice. Chill for 1 hour and serve.

Passion fruit & apple foam

serves 4

ingredients

450g/1lb cooking apples
100ml/3½fl oz unsweetened
apple juice
3 passion fruit
3 egg whites

- Peel, core and roughly chop the apples. Put them in a pan with the apple juice. Bring the liquid to the boil, then reduce the heat and cover the pan. Cook gently, stirring occasionally, until the apple is very tender.
- Remove from the heat, and beat the apple mixture with a wooden spoon until it forms a fairly smooth purée.
- Cut the passion fruit in half, and scoop out the seeds and pulp into the apple purée. Stir to mix thoroughly.
- Put the egg whites in a bowl, and whisk until soft peaks form. Fold the egg whites into the apple mixture. Spoon the apple foam into four serving dishes. Leave to cool and serve cold.



Dried fruit fool

serves 4

ingredients

300g/11oz ready-to-eat dried
fruit, such as apricots,
peaches or apples
300ml/10fl oz freshly squeezed
orange juice
250ml/9fl oz low-fat
fromage frais
2 egg whites

- Put the dried fruit in a saucepan, add the orange juice and heat gently until boiling. Reduce the heat, cover and simmer gently for 3 minutes.
- Cool slightly. Tip into a blender or food processor, and purée until smooth. Stir in the fromage frais.
- Whisk the egg whites in a bowl until stiff enough to hold soft peaks, then slowly fold into the fruit mixture until combined.
- Spoon into four stemmed glasses, then chill the fools for at least 1 hour before serving.

Green fruit salad

serves 6

ingredients

3 galia melons	1 green dessert apple
100g/4oz green seedless grapes	1 lime
2 kiwi fruit	175ml/6fl oz sparkling grape juice
1 star fruit	

- Cut the melons in half and scoop out the seeds. Keeping the shells intact, scoop out the fruit with a melon baller. Set aside the melon shells.
- Remove any stems from the grapes, and peel and chop the kiwi fruit. Thinly slice the star fruit. Core and thinly slice the apple, and put the slices in a bowl with the melon, grapes, kiwi fruit and star fruit.
- Thinly pare the zest from the lime, and cut into fine strips. Blanch the strips in boiling water for 10 seconds, then drain and rinse in cold water. Squeeze the juice from the lime, and sprinkle it into the fruit. Toss through gently.
- Spoon the prepared fruit into the melon shells, and chill in the refrigerator until required. Just before serving, spoon the sparkling grape juice over the fruit, and scatter it with the lime zest.



Cherry mousse

serves 8

ingredients

1 egg	• Combine the egg, gelatine, cornflour, cranberry juice and 1 tablespoon cold water. Stir well to blend. Add the boiling water, and mix together thoroughly.
2 tablespoons powdered gelatine	
1 tablespoon cornflour	• Purée the cherries in a blender or food processor, add the gelatine mixture, yogurt and sugar, and blend until smooth.
150ml/5fl oz cranberry juice	
225ml/8fl oz boiling water	• Chill for 4–6 hours to set. Blend again just before serving.
450g/1lb fresh cherries, pitted	
225ml/8fl oz low-fat Greek-style yogurt	
150g/5oz granulated sugar	

Cappuccino creams

serves 8

ingredients

550g/1¼lb fromage frais	1 tablespoon icing sugar
2 tablespoons finely ground espresso coffee	17g/6oz dark chocolate, at least 70% cocoa solids), grated

- Mix the fromage frais with the coffee and icing sugar. Spoon half of the mixture into eight individual ramekins or glass dishes.
- Sprinkle over most of the grated chocolate, and top with the remaining fromage frais mixture, sprinkling the last of the grated chocolate over the top. Chill until ready to serve.



Frozen citrus soufflé

serves 4

ingredients

1 tablespoon powdered gelatine	grated zest and juice of ½ lime
100ml/3½fl oz very hot water (not boiling)	grated zest and juice of ½ orange
3 eggs, separated	150ml/5fl oz double or whipping cream
100g/4oz caster sugar	100g/4oz fromage frais
grated zest and juice of 1 lemon	

- Tie a greaseproof paper collar around a 15cm/6in soufflé dish.
- Sprinkle the gelatine into the hot water, stirring well to dissolve. Leave to stand for 2–3 minutes, stirring occasionally, to give a completely clear liquid. Leave to cool for 10–15 minutes.
- Meanwhile, whisk the egg yolks and sugar together until very pale and light in texture. Add the zest and juice from the fruits, mixing well. Stir in the cooled gelatine liquid, making sure that it is thoroughly mixed in.
- Put the cream in a large chilled bowl, and whip until it holds its shape. Stir the fromage frais into the cream, mixing it in gently. Fold the cream mixture into the citrus mixture using a large metal spoon.
- Using a clean whisk, beat the egg whites in a clean bowl until stiff, then gently fold into the citrus mixture using a metal spoon. Pour the mixture into the prepared dish. Transfer to the freezer, and freeze for at least 2 hours until firm. Remove from the freezer 10 minutes before serving.

Strawberries in raspberry & passion fruit sauce

serves 4

ingredients

350g/12oz fresh raspberries
3 tablespoons caster sugar
1 passion fruit
700g/1½lb small strawberries

- Put the raspberries and sugar in a saucepan, carefully mix through and heat gently until the raspberries release their juices. Allow to simmer for 5 minutes, then leave to cool.
- Cut the passion fruit in half, and scoop out the pulp and any juices into a bowl.
- Tip the raspberry mixture into a blender or food processor, add the passion fruit and purée until smooth. Press the purée through a fine nylon sieve placed over a bowl to remove the seeds.
- Fold the strawberries into the sauce, then spoon into four stemmed glasses. Serve straight away, or chill until needed.



Creamy fruit baskets

serves 6

ingredients

3 oranges
500g/18oz mascarpone cheese
5 tablespoons crème fraîche
2 tablespoons clear honey, warmed
6 half-coated chocolate waffle or brandy snap baskets
100g/4oz strawberries, hulled and sliced

- Finely grate and reserve 1 tablespoon orange zest. Pare off a little extra orange zest, and cut into very thin strips; reserve. Peel all the oranges, removing as much of the white pith as possible. Divide into segments.
- Put the mascarpone cheese in a bowl with the orange zest, and beat until smooth. Add half of the crème fraîche with the honey to taste. Stir through, then add enough of the remaining crème fraîche to give a fairly stiff dropping consistency. Cover and chill for at least 30 minutes.
- To serve, fill the baskets with the crème fraîche mixture, and top with the orange segments and sliced strawberries. Decorate with orange strips.

Hazelnut pavlova

serves 6

ingredients

4 egg whites	300ml/10fl oz double cream
225g/8oz caster sugar	50g/2oz toasted hazelnuts, chopped
1 teaspoon distilled malt vinegar	

- Preheat the oven to 130°C/250°F/Gas mark ½.
- Mix together the egg whites, sugar and vinegar in a clean grease-free heatproof bowl, and put over a pan of gently simmering water. Beat with an electric whisk for 10 minutes or until very stiff and shiny.
- Line a baking sheet with non-stick baking parchment, and spread the meringue mixture into a rectangle using a metal spatula or palette knife. Bake for 40 minutes, turn off the oven and leave the meringue inside to cool completely.
- Whip the cream until it just holds its shape, and spread over the cold pavlova. Sprinkle with the nuts, and chill for 2–3 hours or overnight. Cut into thick slices to serve.



Orange ice cream

serves 4

ingredients

8 oranges	500ml/18fl oz double cream
1 lemon	4 tablespoons Grand Marnier
200g/7oz caster sugar	

- Finely grate the zest of the oranges and the lemon, and put in a bowl. Add the juice of 2 oranges, and leave to steep while preparing the other ingredients.
- Squeeze the juice of the remaining oranges, combine with the sugar and cook to reduce to a thick syrup.
- Whip the cream to soft peaks. Stir the steeped juice and zest into the syrup. Add the juice of the lemon, then stir the syrup into the cream, which will immediately thicken. Add the Grand Marnier.
- Freeze in a shallow container, stirring every 30 minutes for 4 hours, then leave overnight to freeze before serving.

Apricot delice

serves 8

ingredients

850g/13/4lb canned apricots in natural juice	5 teaspoons powdered gelatine
50g/2oz granulated sugar	425g/15oz low-fat ready-to-serve custard
25ml/1fl oz freshly squeezed lemon juice	150ml/5fl oz Greek-style yogurt
	1 ripe apricot, sliced, to decorate

- Line the bottom of a 1.2-litre/2pt cake tin with baking parchment.
- Drain the apricots, reserving the juice. Put the apricots in a blender or food processor together with the sugar and 4 tablespoons of the apricot juice. Purée until smooth.
- Measure 2 tablespoons of the apricot juice into a small bowl. Add the lemon juice, then sprinkle over 2 teaspoons of the gelatine. Leave for about 5 minutes until spongy.
- Stir the gelatine into half of the purée, and pour into the prepared tin. Chill in the refrigerator for 1½ hours or until firm.
- Sprinkle the remaining gelatine over 4 tablespoons of the reserved apricot juice. Leave for about 5 minutes until spongy. Mix the remaining apricot purée with the custard, yogurt and gelatine. Pour on to the layer of set fruit purée, and chill for 3 hours.
- To serve, dip the cake tin into hot water for a few seconds, and unmould the delice onto a serving plate. Peel off the lining paper. Decorate the top with the sliced apricot.

Banana lassi

serves 4

ingredients

250g/9oz Greek-style yogurt	• Put all the ingredients in a blender or food processor, and whiz for 2 minutes.
200g/7oz banana, peeled and cut into chunks	• Pour the lassi into individual glasses and serve straight away, or cover and store in the refrigerator for up to 24 hours.
125ml/4fl oz milk	
4 teaspoons granulated sugar	

Port & orange jellies

serves 8

ingredients

450ml/¾pt ruby port
125g/4½oz granulated sugar
6 tablespoons powdered gelatine
8 oranges, segmented

- Splash cold water into eight 150ml/5fl oz fluted moulds and chill.
- Pour the port into a bowl, and sprinkle the gelatine into it. Set aside.
- Put the sugar in a large pan with 600ml/1pt cold water. Heat gently to dissolve, then bring to the boil and simmer until the liquid has reduced by half. Stir in the soaked gelatine until completely dissolved.
- Put the orange segments in the flutes of the mould so that they stand up, pressed against the sides of the mould. Pour in enough of the port and orange liquid to come halfway up the sides. Chill to set, then pour in the rest of the liquid and chill again before serving.



Amaretti

serves 4–6

ingredients

300g/11oz blanched almonds
300g/11oz caster sugar
5 egg whites

- Preheat the oven to 180°C/350°F/Gas mark 4.
- Put the almonds in a mortar, and add 100g/4oz of the sugar little by little, pounding constantly with the pestle.
- Beat the egg whites until stiff. Fold in the remaining sugar, and add the almonds.
- Cut ribbons of greaseproof paper 5cm/2in wide, and put on a baking tray. Spoon teaspoonfuls of the mixture on, about 2cm/¾in apart. Sprinkle with sugar and bake for 20 minutes.
- Allow to cool slightly, then lift off the greaseproof paper and cool on a wire rack. Serve with espresso coffee at the end of a meal.

Coeurs à la crème

serves 4–6

ingredients

225g/8oz cottage cheese	1 teaspoon lemon juice
25g/1oz caster sugar	2 egg whites, stiffly whisked
300ml/10fl oz double cream	150ml/5fl oz single cream

- Press the cottage cheese through a nylon sieve into a bowl. Add sugar and mix well.
- Whip the cream until stiff, then add the lemon juice. Mix into the cheese and sugar mixture. Fold in the stiffly whisked egg whites.
- Spoon the mixture into four or six individual moulds. Refrigerate overnight. Serve with the single cream and/or fresh fruit.



Yogurt ring with tropical fruit

serves 6

ingredients

175ml/6fl oz tropical fruit juice	<i>For the filling</i>
1 tablespoon powdered gelatine	1 mango
3 egg whites	2 kiwi fruit
150g/5oz low-fat Greek-style yogurt	12 cape gooseberries
finely grated zest of 1 lime	juice of 1 lime

- Put the fruit juice in a saucepan and sprinkle the gelatine over. Heat gently until the gelatine has dissolved.
- Whisk the egg whites in a bowl until they hold stiff peaks. Continue whisking hard, while gradually adding the yogurt and lime zest. Continue whisking hard, and pour in the hot gelatine mixture. Mix in well, and quickly pour the mixture into a 1.5-litre/2½pt ring mould. Chill the mould until set. The mixture will separate into two layers.
- For the filling, halve, stone, peel and dice the mango. Peel and slice the kiwi fruit. Remove the outer leaves from the gooseberries and cut in half. Toss all the fruits together, and stir in the lime juice.
- To serve, run a knife around the edge of the ring to loosen the mixture. Dip the mould quickly into cold water, then invert onto a serving plate. Spoon all the fruit into the centre of the ring, and serve immediately.

Fruited rice ring

serves 4

ingredients

75g/3oz short-grain rice

900ml/1½pt milk

1 cinnamon stick

175g/6oz mixed dried fruit

175ml/6fl oz orange juice

50g/2oz caster sugar

finely grated zest of

1 small orange

- Put the rice, milk and cinnamon stick in a large pan, and bring to the boil.
- Cover and simmer, stirring occasionally, for about 1½ hours until no free liquid remains.
- Meanwhile, put the dried fruit and orange juice in a pan, and bring to the boil. Cover and simmer very gently for about 1 hour until tender.
- Remove the cinnamon stick from the rice, and stir in the sugar and orange zest.
- Tip the fruit into the bottom of a lightly oiled 1.5-litre/2½pt ring mould. Spoon the rice over, smoothing down firmly. Chill for 1 hour before serving.



Tapioca pudding

serves 6

ingredients

50g/2oz tapioca

125ml/4fl oz cold milk

600ml/1pt hot milk

2 eggs, separated

75g/3oz granulated sugar

pinch of salt

1 teaspoon vanilla essence

- Soak the tapioca in the cold milk for 10 minutes. Transfer to a saucepan, add the hot milk and cook until transparent.
- Beat the egg yolks, sugar and salt together. Add the hot milk mixture gradually, stirring constantly. Cook until it begins to thicken.
- Beat the egg whites until stiff, flavour with the vanilla essence, and fold into the hot mixture. Chill and serve.

Sherry trifle

serves 8

ingredients

1 Victoria or other butter
sponge, halved
3 tablespoons raspberry jam
3 tablespoons apricot jam
150ml/5fl oz brandy
150ml/5fl oz sweet sherry
600ml/1pt double or
whipping cream

For the custard

5 egg yolks
75g/3oz caster sugar
600ml/1pt milk
3 drops of vanilla essence

- Spread one half of the sponge with raspberry jam and the other with apricot jam. Cut each half into four, and put in a dish in which they will just fit, alternating raspberry with apricot. Pour over the brandy and sweet sherry, and leave to macerate for 2 hours.
- To make the custard, whisk the egg yolks with the caster sugar until creamy. Bring the milk to the boil. Pour it over the egg yolks, whisking constantly, then put the bowl over a pan of simmering water and whisk until thick. Stir in the vanilla essence. Pour over the sponge and refrigerate overnight.
- To serve, whip the cream until stiff, and spoon over the top.

Blueberry trifle

serves 6

ingredients

350g/12oz Madeira cake, cut
into cubes
175ml/6fl oz white wine
125ml/4fl oz elderflower cordial
3 tablespoons blueberry
conserve
500g/1lb 2oz custard
250ml/9fl oz double cream
100g/4oz blueberries
1 tablespoon pistachio nuts,
finely chopped

- Put the cake into a 2.4-litre/4pt glass serving bowl. Mix the wine with 2 tablespoons of the cordial, and pour over the cake.
- Dot the blueberry conserve over the cake, then pour the custard on top. Whip the cream into soft peaks, then fold in the remaining cordial and half of the blueberries. Add to the trifle.
- Cover and chill overnight. Scatter with the nuts and remaining blueberries before serving.

Chocolate charlotte

serves 8

ingredients

22 boudoir biscuits	150ml/5fl oz double cream
4 tablespoons orange-flavoured liqueur such as Cointreau	4 eggs, separated
250g/9oz dark chocolate (at least 70% cocoa solids), melted	150g/5oz caster sugar

- Line the bottom of a charlotte mould or a deep 18cm/7in round cake tin with a piece of baking parchment.
- Put the boudoir biscuits on a non-reactive tray, and sprinkle with half of the orange-flavoured liqueur. Use to line the sides of the mould or tin, trimming if necessary to make a tight fit.
- Mix the chocolate with the double cream in a bowl, and beat in the egg yolks. Whisk the egg whites in a large bowl until standing in stiff peaks, then gradually add the caster sugar, whisking until stiff and glossy.
- Carefully fold the egg whites into the chocolate mixture in two batches, taking care not to knock out the air. Pour into the centre of the mould, and trim the biscuits so they are level with the chocolate mixture. Chill for at least 5 hours before serving.



Orange syllabub trifle

serves 3–4

ingredients

For the orange syllabub
finely grated zest and juice of
1 orange
50g/2oz caster sugar
175g/6oz crème fraîche
225g/8oz thick Greek-style
yogurt

For the trifle

4 trifle sponges
150ml/5fl oz freshly squeezed
orange juice

- Put the orange zest and juice in a bowl with the sugar, and leave to marinate for 1 hour. Strain the liquid into a clean bowl, and add gradually the crème fraîche, beating until thick. Fold in the yogurt. Chill overnight.
- Cut the trifle sponges in half lengthways. Lay them in the bottom of a small serving dish, moisten with the orange juice, and finish with a layer of the syllabub. Chill for 2–3 hours before serving.

Raspberry mousse

serves 4

ingredients

3 teaspoons powdered gelatine
 225g/8oz vanilla yogurt
 400g/14oz fromage frais
 4 egg whites
 300g/11oz fresh raspberries,
 mashed

- Put 1 tablespoon hot water in a small heatproof bowl, sprinkle the gelatine over the top and leave until spongy. Bring a small pan of water to the boil, remove from the heat and put the bowl into the pan. The water should come halfway up the side of the bowl. Stir the gelatine until dissolved.
- In a large bowl, stir the vanilla yogurt and fromage frais together to combine, then add the cooled gelatine and mix well.
- Using an electric beater, beat the egg whites until stiff peaks form, then fold through the yogurt mixture until just combined.
- Gently fold the raspberries through the mixture. Chill for several hours before serving.



Tofu berry brûlée

serves 4

ingredients

300g/11oz silken tofu
 25g/1oz icing sugar
 225g/8oz red berries, such as
 strawberries, raspberries and
 redcurrants
 75g/3oz Demerara sugar

- Mix the tofu and icing sugar in a blender, and purée until smooth.
- Stir in the fruits, then spoon into a 900ml/1½pt ovenproof dish. Flatten the top.
- Sprinkle the top with enough demerara sugar to cover evenly. Place under a very hot grill until the sugar melts and caramelizes. Chill before serving.

Crème caramel

serves 8

ingredients

175g/6oz granulated sugar
750ml/1¼pt milk
75g/3oz caster sugar

4 eggs
1 teaspoon vanilla essence

- Preheat the oven to 160°C/325°F/Gas mark 3. Brush eight 125ml/4fl oz ramekins or moulds with melted butter.
- Put the granulated sugar and 50ml/2fl oz water in a pan. Stir over a low heat until the sugar has dissolved. Bring to the boil, reduce the heat and simmer until the mixture turns golden and starts to caramelize. Remove from the heat immediately, and pour enough hot caramel into each ramekin to cover the bottom.
- To make the custard, heat the milk in a pan over a low heat until almost boiling. Remove from the heat. Whisk together the caster sugar, eggs and vanilla essence for 2 minutes, then stir in the warm milk. Strain the mixture into a jug, and carefully pour into the ramekins.
- Put the ramekins in a baking dish, and pour in enough boiling water to come halfway up the sides of the ramekins. Bake for 30 minutes or until the custard is set. Allow to cool, and refrigerate for at least 2 hours before serving.



Strawberry mousse

serves 2

ingredients

200ml/7fl oz double cream
4 digestive biscuits
55g/2oz strawberries, sliced
30g/1oz dark chocolate (at least 70% cocoa solids), grated

- Oil the inside of two moulds, and line the insides with cling film.
- Whisk up the cream so that it is thick, and crumble in the digestives. Stir through the strawberries and chocolate.
- Fill the moulds with the mousse, and chill for 10 minutes.
- Turn out onto a plate to serve.

Panna cotta

serves 6

ingredients

750ml/1½pt double cream
3 teaspoons powdered gelatine
1 vanilla pod, split lengthways
75g/3oz caster sugar

- Lightly grease the insides of six 150ml/5fl oz ramekins with butter.
- Put 3 tablespoons of the double cream in a small bowl, sprinkle the gelatine in an even layer over the surface and leave until spongy.
- Put the remaining cream in a pan with the vanilla pod and sugar. Heat gently, stirring until almost boiling. Remove from the heat and discard the vanilla pod.
- Whisk the gelatine into the cream mixture until dissolved. Pour into the ramekins, and chill for 2 hours.



Iced honey & lemon mousse

serves 4

ingredients

4½ large lemons
1 egg white
6 tablespoons clear honey

- Trim the stalk end from 4 of the lemons so that they stand up. Cut off the tops and seat side. Using a knife and a teaspoon, score around the insides of the lemons and scrape out the flesh. Purée the flesh in a blender or food processor until smooth, then strain into a jug. Put the hollowed lemon skins and tops on a small tray, and freeze.
- Finely grate the zest of the ½ lemon and set aside. In a bowl, whisk the egg white until stiff peaks form. Gradually whisk in the honey until the mixture is thick and shiny. Slowly whisk in 75ml/3fl oz of the lemon juice, and fold in the zest.
- Transfer to a freezer container, and freeze for 2 hours until frozen 2.5cm/1in from the sides of the container. Scrape into a bowl and beat until smooth. Cover with cling film and freeze until set.
- Spoon into a piping bag, and pipe into the frozen lemon skins. Add the tops and freeze until ready to serve.

Mango sorbet

serves 8

ingredients

175g/6oz granulated sugar 2 ripe mangoes
3 green cardamom pods, split 3 egg whites

- Put the sugar and cardamom pods in a heavy saucepan, pour in 600ml/1pt cold water and heat gently, stirring occasionally, until the sugar has dissolved. Increase the heat and bring to the boil, then boil for 7 minutes without stirring. Remove from the heat and leave to cool.
- Meanwhile, peel the mangoes and remove as much flesh as possible from the stones. Purée the flesh in a blender or food processor, then pour into a shallow container.
- Strain the cooled syrup into the mango purée, and stir well to mix. Freeze, uncovered, for 3 hours. Turn the mango mixture into a bowl, and break up the crystals with a fork.
- Whisk the egg whites until stiff. Fold the egg whites into the mango mixture until evenly mixed, then return the mixture to the container. Cover and freeze overnight. Transfer to the refrigerator for 20 minutes to soften slightly before serving.



Orange freeze

serves 4

ingredients

4 large oranges
300g/11oz vanilla ice cream

- Using a sharp knife, carefully cut a lid off each orange. Scoop out the flesh, discarding any pips and thick pith. Put the shells and lids in the freezer, and chop the orange flesh, reserving the juice.
- Whisk together the orange juice, flesh and vanilla ice cream until well blended. Pour into a freezer container, Cover and freeze for 24 hours, stirring occasionally.
- Put 2 large scoops of the ice-cream mixture into each of the frozen orange shells, so that it is overflowing at the top. Put the lids on top, and return to the freezer for 3 hours before serving.

Marshmallow ice cream

serves 4

ingredients

75g/3oz dark chocolate, broken
into pieces

175g/6oz white marshmallows

150ml/5fl oz milk

300ml/10fl oz double cream

- Put the chocolate and marshmallows into a pan and pour in the milk. Warm over a very low heat until the chocolate and marshmallows have melted. Remove from the heat and leave the mixture to cool completely.
- Whisk the cream until thick, then fold it into the cold chocolate mixture with a metal spoon. Pour into a 450g/1lb loaf tin and freeze for at least 2 hours.

Blackcurrant jelly with coulis

serves 8

ingredients

6 sheets of leaf gelatine

150ml/5fl oz ruby port

450g/1lb blackcurrants

2 tablespoons crème de cassis

225g/8oz caster sugar

- In a small bowl, soak the gelatine in 75ml/3fl oz water until soft. Put the blackcurrants, sugar and 300ml/10fl oz water in a large saucepan. Bring to the boil, reduce the heat and simmer for 20 minutes.
- Strain, reserving the cooking liquid in a large jug. Put half of the blackcurrants in a bowl, and pour 4 tablespoons of the reserved cooking liquid over them. Set the bowl and jug aside.
- Squeeze the water out of the gelatine, and put in a small saucepan with the port, crème de cassis and 75ml/3fl oz water. Heat gently to dissolve the gelatine, but do not allow the mixture to boil. Stir the gelatine mixture into the jug of blackcurrant liquid until well mixed.
- Put eight individual jelly moulds in a roasting tin. Fill with the port mixture. Chill for at least 6 hours until set.
- Tip the bowl of blackcurrants into a blender or food processor, and purée until smooth.
- To serve, turn each jelly out onto a serving plate, and spoon the coulis around each jelly. Decorate with the remaining blackcurrants.

Peach & ginger pashka

serves 4

ingredients

- 350g/12oz cottage cheese
- 2 ripe peaches, stoned and roughly chopped
- 100g/4oz Greek-style yogurt
- 2 pieces of preserved stem ginger in syrup, drained and chopped (reserve 2 tablespoons syrup)
- ½ teaspoon vanilla essence

- Drain the cottage cheese and rub through a sieve into a large bowl.
- Add the peaches, yogurt, stem ginger and reserved syrup, and vanilla essence.
- Line a new, clean flower pot with a piece of cheesecloth. Tip in the cheese mixture, wrap the cloth over the top and weigh down. Leave over a bowl in a cool place to drain overnight.
- The next day, unwrap, invert onto a plate and serve.



Cinnamon & nutmeg ice cream

serves 8

ingredients

- ½ teaspoon ground cinnamon
- ½ teaspoon ground nutmeg
- 50g/2oz caster sugar
- 150ml/5fl oz double cream
- 250g/9oz mascarpone cheese
- 400ml/14fl oz fresh custard

- Put the cinnamon, nutmeg, sugar and cream in a small heavy pan. Bring slowly to the boil, then put to one side to cool.
- Put the mascarpone in a large bowl and beat until smooth. Stir in the custard and the cooled spiced cream. Pour the mixture into a shallow freezer container, and freeze for 2½ hours.
- Beat to break up the ice crystals, and freeze for a further 2½ hours before serving.

Turkish delight ice cream

serves 12

ingredients

350g/12oz pink Turkish delight,
cut into small pieces
5 tablespoons water
700ml/1pt 4fl oz fresh custard
300ml/10fl oz double cream
3 tablespoons rose water

- Put the Turkish delight in a pan with 5 tablespoons water, and cook over a low heat, stirring, until the mixture has almost melted. Stir into the custard.
- Lightly whip the cream until it forms soft peaks, then fold gently into the custard. Stir in the rose water.
- Pour the mixture into a 1.2-litre/2pt loaf tin lined with cling film, and freeze for at least 4 hours.



Orange granita

serves 6

ingredients

4 large oranges
1 large lemon
150g/5oz granulated sugar

- Thinly pare the orange and lemon zest, and set aside for decoration. Cut the fruits in half, and squeeze the juices into a jug. Set aside.
- Heat the sugar and 500ml/16fl oz water in a heavy saucepan, stirring until the sugar has dissolved. Bring to the boil, then boil without stirring until a syrup forms.
- Remove the syrup from the heat, add some of the orange and lemon zest, and shake the pan. Cover and leave to cool.
- Strain the sugar syrup into a shallow freezer container, and add the fruit juice. Stir well to mix, then freeze, uncovered, for about 4 hours until slushy. Remove the half-frozen mixture from the freezer and mix with a fork, then return to the freezer and freeze again for at least 4 hours.
- To serve, turn into a bowl and leave to soften for about 10 minutes, then break up again and pile into long-stemmed glasses. Decorate with strips of orange and lemon zest.

Vanilla ice cream

serves 6

ingredients

600ml/1pt double cream
1 vanilla pod, split lengthways
pared zest of 1 lemon
4 eggs, beaten, plus 2 egg yolks
175g/6oz caster sugar

- Put the cream in a heavy saucepan and heat gently, whisking.
- Add the vanilla pod, lemon zest, eggs and yolks to the pan, and heat until the mixture nearly reaches boiling point. Reduce the heat and cook for 8–10 minutes, whisking continuously, until thickened.
- Stir the sugar into the cream mixture, set aside and leave to cool. Once cool, strain the mixture through a sieve.
- Slit open the vanilla pod, scrape out the tiny black seeds and stir into the cream. Pour the mixture into a shallow freezing container with a lid, and freeze overnight until set.



Citrus jelly

serves 4

ingredients

3 oranges
1 lemon
1 lime
75g/3oz caster sugar
1 tablespoon powdered gelatine

- With a sharp knife, cut all the peel and white pith from 1 orange and carefully remove the segments. Arrange the segments in the bottom of a 1.2-litre/2pt mould.
- Grate the zest from the lemon, lime and 1 orange. Put all the grated zest in a saucepan with 300ml/10fl oz water and the sugar. Heat gently until the sugar has dissolved. Remove from the heat.
- Squeeze the juice from the lemon, lime and 2 oranges, and stir into the pan. Strain the liquid into a measuring jug to remove the zest. You should have about 600ml/1pt; if necessary, make up the amount with water. Sprinkle the gelatine over the mixture, and stir until dissolved.
- Pour the jelly liquid over the orange segments in the bowl. Refrigerate until set before serving.

Key lime sorbet

serves 4

ingredients

275g/10oz granulated sugar
grated zest of 1 lime
175ml/6fl oz freshly squeezed
lime juice
25g/1oz icing sugar

- In a small heavy saucepan, dissolve the granulated sugar in 600ml/1pt water, without stirring, over a medium heat. When the sugar has dissolved, boil the syrup for 5–6 minutes. Remove from the heat and leave to cool.
- Mix the cooled sugar syrup and lime zest in a bowl. Stir well. Add the lime juice, and stir in the icing sugar. Freeze the mixture overnight in a shallow freezer container, occasionally breaking up any large crystals with a fork if necessary.



Chocolate rum pots

serves 6

ingredients

225g/8oz dark chocolate (at
least 70% cocoa solids)
4 eggs, separated
75g/3oz caster sugar
50ml/2fl oz dark rum
75ml/3fl oz double cream

- Melt the chocolate in a heatproof bowl set over a pan of simmering water, and leave to cool slightly.
- Using an electric whisk or balloon whisk, whisk the egg yolks with the caster sugar in a bowl until pale and fluffy.
- Drizzle the chocolate into the mixture and fold through together with the rum and double cream.
- Whisk the egg whites in a separate bowl until standing in soft peaks. Gently fold the egg whites into the chocolate mixture in two batches. Divide the mixture between six ramekins, and chill for at least 2 hours before serving.

Chocolate ice-cream sandwiches

serves 6

ingredients

6 amaretti biscuits
12 dark chocolate digestive biscuits
500ml/16fl oz vanilla ice cream

- Put the amaretti biscuits in a blender or food processor, and whiz until they form coarse crumbs.
- Take one of the digestive biscuits and spread a 2.5cm/1in layer of ice cream on its non-chocolate side. Sandwich another biscuit on top, chocolate side uppermost. Squeeze the biscuits gently together and smooth the ice cream around the edges. Repeat with the remaining biscuits and ice cream.
- Roll the edges of the biscuit sandwiches in the crushed amaretti biscuits to coat them, then place on a tray in the freezer. Freeze for at least 2 hours before serving.



Mixed berry sorbet

serves 6

ingredients

225g/8oz strawberries
225g/8oz redcurrants
100g/4oz caster sugar
150ml/5fl oz sparkling white wine
2 egg whites

- Hull the strawberries and remove the stalks from the redcurrants, then put all the berries in a saucepan with 2 tablespoons water. Cook for about 10 minutes until soft. Press the berries through a sieve to form a purée.
- Dissolve the sugar in 150ml/5fl oz water over a low heat, and boil gently for 10 minutes. Leave to cool for 1 hour.
- Stir the wine and fruit purée into the cooled syrup. Pour into a shallow freezer container, and freeze for 3 hours.
- Transfer the frozen mixture to a chilled basin, and break up with a fork. Whisk the egg whites until stiff and fold into the mixture. Return to the freezer for 3 hours. Transfer to the refrigerator 30 minutes before serving to soften slightly.

Strawberry frozen yogurt

serves 4

ingredients

400g/14oz canned strawberries
and syrup
500ml/16fl oz Greek-style
yogurt
125ml/4fl oz single cream

- Put the strawberries and syrup in a blender or food processor, and purée until smooth. Add the yogurt and cream, and continue to purée until a uniform colour is achieved.
- Pour into a shallow freezer container, cover with cling film and freeze until set.
- After 30 minutes, remove from the freezer and stir with a fork before returning. Repeat 1 hour later, then leave until set before serving.



Vanilla & caramel parfait

serves 4

ingredients

100g/4oz butter
150g/5oz Demerara sugar
175ml/6fl oz single cream
450ml/¾pt vanilla ice cream

- Heat the butter in a heavy pan. Add the sugar and stir over a low heat, without boiling, until the sugar has dissolved.
- Increase the heat and simmer without boiling for 3 minutes or until golden. Remove from the heat and allow to cool slightly.
- Layer the caramel sauce with the vanilla ice cream into four tall parfait glasses. Serve immediately.

Strawberry & raspberry parfait

serves 6

ingredients

75g/3oz strawberry-flavoured
jelly crystals
450ml/ $\frac{3}{4}$ pt boiling water
250g/9oz strawberries, hulled
and chopped
500g/1lb 2oz vanilla ice cream
100g/4oz raspberries

- Stir the strawberry crystals in the boiling water until the crystals have dissolved, then refrigerate until set.
- Purée 100g/4oz of the strawberries in a blender or food processor for 30 seconds.
- Layer the jelly, ice cream, remaining strawberries, raspberries and purée in six parfait glasses. Serve immediately.



Ginger parfait

serves 10

ingredients

150g/5oz gingersnut biscuits
15g/ $\frac{1}{2}$ oz butter, melted
2 eggs
175g/6oz icing sugar
1 tablespoon ground ginger
500ml/18fl oz double cream

- Put the biscuits in a blender or food processor, and whiz briefly to make crumbs.
- Use some of the melted butter to grease a 900g/2lb loaf tin. Line the tin with cling film, then brush the cling film with the rest of the butter. Spoon about 3 tablespoons of the biscuit crumbs into the loaf tin, and put in the freezer for at least an hour.
- Put the eggs, icing sugar and ginger in a bowl, and whisk together for 5–10 minutes until the mixture is thick and moussel-like.
- Whisk the cream until soft peaks form, then fold into the egg mixture. Put 3 tablespoons of the biscuit crumbs to one side, then fold in the remainder. Pour the mixture into the prepared loaf tin, and sprinkle with the reserved biscuit crumbs.
- Cover with cling film and freeze for at least 3 hours. Serve cut into 1cm/ $\frac{1}{2}$ in slices.

Cinnamon ice cream

serves 6

ingredients

3 egg yolks
 100g/4oz light muscovado sugar
 2 cinnamon sticks, broken in half

300ml/10fl oz milk
 300ml/10fl oz double cream

- Whisk together the egg yolks and sugar until thick and pale. Slowly heat the cinnamon sticks in the milk until just boiling. Remove from the heat.
- Discard the cinnamon, and stir the milk into the egg yolk mixture. Return the mixture to the pan and cook, stirring, over a low heat for about 15 minutes until thickened.
- Remove from the heat, strain into a clean freezerproof bowl and leave until cold. Stir occasionally to prevent a skin forming.
- Stir the cream into the custard. Put the bowl in the freezer and leave for 2–3 hours until the mixture is set 2.5cm/1in from the edges. Whisk the mixture to break down the large ice crystals, return to the freezer for a further 1 hour, then whisk again. Transfer to a freezer container and freeze until firm.
- Transfer to the refrigerator to soften slightly 30 minutes before serving.



Mango fool

serves 6

ingredients

3 large mangoes
 250ml/9fl oz custard
 400ml/14fl oz double cream

- Peel and stone the mangoes, and purée the flesh in a blender or food processor.
- Add the custard and blend to combine.
- Whip the cream until soft peaks form, then gently fold into the mango mixture until just combined.
- Pour the mixture into a serving dish or individual glasses. Refrigerate for at least 1 hour before serving.

Blueberry sundae

serves 4

ingredients

800g/1¾lb fresh blueberries	2 teaspoons cornflour
2 tablespoons lemon juice	350g/12oz granulated sugar
1 teaspoon vanilla essence	600ml/1pt vanilla yogurt

- Reserving a few blueberries for decoration, purée the blueberries in a blender or food processor. In a large saucepan, combine the blueberry purée with the lemon juice and vanilla essence. Cook over a medium heat for 5 minutes.
- Combine the cornflour and 2 tablespoons water, and add to the fruit mixture, stirring constantly for about 3 minutes until thickened. Remove from the heat, and stir in the sugar.
- Using the back of a spoon, press the mixture through a sieve to remove the blueberry skins. Layer in tall glasses, alternating with the vanilla yogurt. Decorate with reserved blueberries. Serve immediately or chill until needed.



Orange-blossom jelly

serves 4

ingredients

75g/3oz caster sugar	600ml/1pt fresh orange juice
25g/1oz powdered gelatine	2 tablespoons orange-flower water

- Put the sugar and 150ml/5fl oz water in a small saucepan, Heat gently to dissolve the sugar. Pour into a heatproof bowl and leave to cool.
- Sprinkle the gelatine over the surface of the syrup. Leave to stand until the gelatine has absorbed all the liquid.
- Gently melt the gelatine over a saucepan of simmering water until it becomes clear. Leave to cool.
- When the gelatine is cold, mix with the orange juice and orange-flower water. Pour into a jelly mould, and chill in the refrigerator for at least 2 hours before serving.

Tuscan pudding

serves 4

ingredients

15g/½ oz butter
 75g/3oz mixed dried fruit
 250g/9oz ricotta cheese
 3 egg yolks
 50g/2oz caster sugar
 1 teaspoon ground cinnamon
 grated zest of 1 orange

- Preheat the oven to 180°C/350°F/Gas mark 4. Lightly grease four mini pudding basins or ramekins with the butter.
- Put the dried fruit in a bowl and cover with warm water. Leave to soak for 10 minutes.
- Beat the ricotta cheese with the egg yolks in a bowl. Stir in the caster sugar, cinnamon and orange zest, and mix to combine.
- Drain the dried fruit in a sieve set over a bowl. Mix the drained fruit with the ricotta cheese mixture. Spoon the mixture into the basins or ramekins.
- Bake in the oven for 15 minutes. Leave to cool, then refrigerate overnight before serving.



Lemon curd ice cream

serves 6

ingredients

6 eggs
 100g/4oz butter
 100g/4oz caster sugar
 grated zest and juice of
 4 lemons
 700ml/1¼pt thick Greek-style
 yogurt

- Put the eggs, butter, sugar and lemon juice and zest in a heavy pan, and cook gently over a low heat, stirring, until the mixture coats the back of a spoon.
- Leave to cool slightly, then whisk in the yogurt. Put in a shallow freezer container and freeze until set, stirring occasionally to break up the ice crystals.
- Transfer to the refrigerator 20 minutes before serving.

Plum & cardamom fool

serves 4

ingredients

- | | |
|--|---------------------------------|
| 1 kg/2½lb dessert plums, stoned and sliced | 2 tablespoons fresh lemon juice |
| 100g/4oz caster sugar | 150ml/5fl oz fresh custard |
| 4 green cardamom pods, split and seeds removed and crushed | 200ml/7fl oz Greek-style yogurt |

- Set aside 8 slices of plum for decoration. Put the remaining plums, sugar, cardamom seeds and lemon juice in a pan. Cover and bring to the boil, then simmer for 20–25 minutes until the plums are soft. Pour into a cold bowl, and leave for 30 minutes.
- Lift the plums out of the bowl with a slotted spoon, reserving the juices. Purée in a blender or food processor, and pour into a bowl.
- Boil the reserved juices for 3–4 minutes until reduced to 3 tablespoons, then stir into the plum purée with the custard and yogurt until smooth. Spoon into four tumblers and chill for 2 hours.
- Decorate with the reserved plum slices and serve.



Coffee granita

serves 4

ingredients

- 100g/4oz granulated sugar
250ml/9fl oz very strong espresso coffee, cooled

- Gently heat the sugar and 500ml/18fl oz water until the sugar has dissolved. Bring to the boil, stirring occasionally. Remove from the heat and allow to cool.
- Stir the coffee and sugar syrup together, put in a freezer container and freeze until solid.
- Just before serving, turn the granita out of the freezer container and chop into chunks. Put in a blender or food processor, and briefly whiz until it forms small crystals.
- Spoon the granita into tall glasses, and serve immediately.

Champagne granita

serves 4

ingredients

100g/4oz granulated sugar
400ml/14fl oz pink Champagne

- Put the sugar and 200ml/7fl oz water in a heavy saucepan. Heat gently, stirring occasionally, until the sugar has dissolved, then boil without stirring until a light sugar syrup is formed. Remove from the heat and allow to cool.
- Mix the Champagne and sugar syrup together, pour into a freezer container and freeze overnight.
- Flake into tall glasses to serve.



Pineapple sorbet

serves 4

ingredients

850ml/1pt 8fl oz unsweetened
pineapple juice
375g/13oz granulated sugar
3 tablespoons freshly squeezed
lemon juice
1 egg white, lightly beaten

- Stir the pineapple juice and sugar in a large pan over a low heat until the sugar has dissolved. Bring to the boil, reduce the heat and simmer for 5 minutes. Skim off any scum that rises to the surface.
- Stir in the lemon juice and pour into a metal tray. Cover with a sheet of greaseproof paper and freeze for 2 hours.
- Transfer the mixture to a blender or food processor, and purée to a slush, then return to the tray and put the tray back in the freezer.
- Repeat the beating and freezing twice more, then beat for a final time, adding the egg white. Process until smooth. Return to the tray, cover with greaseproof paper and freeze until firm.

Brazilian coffee bananas

serves 4

ingredients

4 bananas
1 tablespoon instant coffee granules
1 tablespoon hot water
25g/1oz dark muscovado sugar
250ml/9fl oz Greek-style yogurt
2 teaspoons flaked almonds, toasted

- Peel and mash 3 of the bananas with a fork in a large mixing bowl. Reserve the remaining banana for decoration. Dissolve the coffee in the hot water and stir into the mashed bananas.
- Spoon a little of the mashed banana mixture into four serving dishes, and sprinkle each one with sugar. Top with a spoonful of yogurt, then repeat the layers until the ingredients have all been used. Refrigerate for 30 minutes.
- To finish, quickly peel the reserved banana and cut into slices. Use to top each dish, and sprinkle with the almonds. Serve immediately.



Raspberry fool

serves 4

ingredients

300g/11oz fresh raspberries
50g/2oz icing sugar
300ml/10fl oz crème fraîche
½ teaspoon vanilla essence
2 egg whites

- Put the raspberries and sugar in a blender or food processor, and purée until smooth.
- Reserve 1 tablespoon of the crème fraîche for decorating, and the remaining crème fraîche and the vanilla essence in a bowl. Stir in the raspberry purée.
- Whisk the egg whites in a separate bowl until stiff peaks form. Using a metal spoon, gently fold the egg whites into the raspberry mixture until fully combined.
- Spoon the raspberry fool into individual serving dishes, and chill for at least 1 hour. Decorate with the reserved crème fraîche.

Chocolate banana sundae

serves 4

ingredients

50g/2oz dark chocolate (at least 70% cocoa solids), broken into small pieces
 100g/4oz golden syrup
 15g/½ oz butter
 1 tablespoon rum
 150ml/5fl oz double cream
 12 scoops vanilla ice cream
 4 bananas, sliced, tossed in a little lemon juice
 75g/3oz flaked almonds, toasted

- Put the chocolate in a heatproof bowl with the syrup and butter. Heat over a pan of simmering water until melted, stirring until well combined. Remove the bowl from the heat, and stir in the rum.
- Whip the cream until just holding its shape. Put a scoop of vanilla ice cream in the bottom of each of four tall sundae glasses. Top with the sliced banana, some chocolate sauce and a sprinkling of nuts.
- Repeat the layers, finishing with a generous dollop of cream.



Apricot and orange jellies

serves 4

ingredients

225g/8oz ready-to-eat dried apricots
 300ml/10fl oz unsweetened orange juice
 2 tablespoons freshly squeezed lemon juice
 3 teaspoon clear honey
 1 tablespoon powdered gelatine
 4 tablespoons boiling water

- Put the apricots in a saucepan and pour in the orange juice. Bring to the boil, cover and simmer for 15 to 20 minutes until the apricots are plump and soft. Leave to cool for 10 minutes.
- Transfer the mixture to a blender or food processor, and purée until smooth. Stir in the lemon juice and add the honey. Pour the mixture into a measuring jug, and make up to 600ml/1pt with cold water.
- Dissolve the gelatine in the boiling water, and pour into the apricot mixture. Stir to mix completely.
- Pour the mixture into four individual 150ml/5fl oz moulds. Leave to chill until set before serving.

Chocolate brandy cream

serves 4

ingredients

175g/6oz dark chocolate (at least 70% cocoa solids), broken into pieces
300ml/10fl oz whipping cream
2 tablespoons brandy
1 teaspoon coffee essence
1 egg white

- Put the chocolate in a heatproof bowl placed over a saucepan of simmering water, and leave to melt slowly, stirring occasionally. Allow to cool slightly.
- Pour the cream into a small bowl and whip until soft peaks form.
- Gently stir the brandy and coffee essence into the chocolate. Mix together gently until blended, then fold in the whipped cream using a metal spoon.
- Briskly whisk the egg white in a small bowl until stiff, then gently fold into the chocolate mixture using a metal spoon.
- Spoon the mixture into four tall glasses, and chill for at least 2 hours before serving.



Quick apricot whip

serves 4

ingredients

400g/14oz canned apricot halves in juice
1 tablespoon Grand Marnier
175ml/6fl oz Greek-style yogurt
1 tablespoon flaked almonds, toasted

- Drain the juice from the apricots, and put the fruit and Grand Marnier in a blender or food processor. Purée until smooth.
- Spoon alternate layers of fruit purée and yogurt into four tall glasses. Top with almonds and chill until ready to serve.

Raspberry sorbet

serves 6–8

ingredients

450g/1lb raspberries
175g/6oz sugar

50ml/2fl oz freshly squeezed
lemon juice

- Purée the raspberries in a blender or food processor, and strain through a sieve.
- Put the sugar and 300ml/10fl oz water in a heavy saucepan, and boil for 5 minutes. Remove from the heat and allow to cool. Add the lemon juice and 100ml/3½fl oz water and the raspberries.
- Freeze the mixture overnight in a shallow freezer container, occasionally breaking up any large crystals with a fork if necessary.



Strawberry shortcake

serves 4

ingredients

450g/1lb strawberries, sliced
¼ teaspoon honey
2 teaspoons freshly squeezed
orange juice
50g/2oz caster sugar
450g/1lb plain flour
4 tablespoons baking powder

½ teaspoon salt
grated zest of 1 orange
50g/2oz butter
50g/2oz solid shortening
100g/4oz sour cream
600ml/1 pt whipping cream

- Preheat the oven to 200°C/400°F/Gas mark 6.
- Combine the strawberries, honey and orange juice in a bowl, and leave to stand at room temperature for 1 hour.
- Sift all the dry ingredients together into a bowl. Add the orange zest, butter and shortening, and work into the flour mixture thoroughly.
- Using a fork, lightly mix in the sour cream to form a soft dough. Roll the dough out onto a lightly floured work surface until 2.5cm/1in thick, and cut into four circles. Put on ungreased baking parchment on a baking tray, and bake in the oven for about 20 minutes until golden.
- To serve, whip the cream into soft peaks. Top each shortcake with the berry mixture, and serve with a dollop of whipped cream.

Lemon syllabub

serves 6

ingredients

100g/4oz caster sugar
zest and juice of 2 lemons
3 tablespoons brandy
600ml/1pt double cream

- Whisk together the caster sugar, lemon juice and zest, and brandy.
- In another bowl, whisk the double cream until thick, then slowly whisk in the lemon mixture. Pour into wine glasses, and refrigerate overnight before serving.



Tiramisù

serves 6

ingredients

500ml/18fl oz strong espresso
coffee, cooled
50ml/2fl oz Marsala wine
2 eggs, separated
50g/2oz caster sugar

225g/oz mascarpone cheese
225ml/8fl oz double cream
16 large savoiardi (sponge finger
biscuits)
2 tablespoons dark cocoa powder

- Combine the coffee and Marsala in a bowl, and set aside. Beat the egg yolks and sugar in a bowl with an electric mixer for 3 minutes or until thick and pale. Add the mascarpone and mix. Transfer to a large bowl. Whisk the cream in a separate bowl until soft peaks form, then fold into the mascarpone mixture.
- Whisk the egg whites in a small clean dry bowl until soft peaks form. Fold quickly and lightly into the cream mixture.
- Dip half of the biscuits into the coffee mixture, drain off any excess and arrange in a large glass serving dish. Spread half of the mascarpone cream mixture over the biscuits.
- Dip the remaining biscuits into the remaining coffee mixture, and repeat layering. Smooth the surface, and dust liberally with the cocoa powder. Chill in the refrigerator overnight before serving.

Rum & raisin ice cream

serves 8

ingredients

250g/9oz raisins
 100ml/3½fl oz dark rum
 4 large egg yolks
 3 tablespoons golden syrup
 1 tablespoon treacle
 600ml/1pt double cream,
 whipped

- Put the raisins in a pan, add the rum and bring to the boil. Remove from the heat and leave the mixture to steep.
- Put the egg yolks, syrup and treacle in a small bowl. Whisk with an electric mixer for 2–3 minutes until it has a mousse-like consistency. Pour into the cream, and whisk for 3–4 minutes until thick.
- Pour the mixture into a large roasting tin, and freeze for 1 hour or until it begins to harden around the edges.
- Add the soaked fruit and any remaining liquid to the ice cream, and mix well. Put back in the freezer for 45 minutes, then spoon into a sealable container and freeze for at least 2½ hours.

Brandy trifle

serves 6

ingredients

20cm/8in sponge cake, cut into
 small cubes
 150g/5oz apricot jam
 125ml/4fl oz brandy
 75g/3oz apricot jelly crystals
 600ml/1pt boiling water
 2 bananas
 450ml/¾pt prepared custard
 225ml/8fl oz double cream,
 whipped
 50g/2oz toasted almonds,
 chopped
 pulp of 2 passion fruit

- Put the sponge cubes in a large serving bowl. Combine the jam, brandy and 50ml/2fl oz water, and sprinkle over the sponge.
- Add the jelly crystals to the boiling water, and stir until dissolved. Pour into a rectangular dish and refrigerate until set.
- Cut the jelly into cubes. Scatter over the sponge. Peel and slice the bananas. Top the jelly with the sliced bananas and the custard.
- Decorate the trifle with the whipped cream, almonds and passion fruit. Chill until needed.

Chocolate fluff

serves 2

ingredients

3 egg whites
3 tablespoons caster sugar
½ teaspoon vanilla essence
150ml/5fl oz cream
2 tablespoons melted dark
chocolate (at least 70%
cocoa solids)
chopped nuts, to serve

- Beat the egg whites until stiff, then gradually stir in the sugar and vanilla essence.
- Whip the cream until firm. Fold into the egg whites. Gradually fold in the chocolate.
- Put into individual glasses, chill until needed and serve sprinkled with chopped nuts.



Redcurrant filo baskets

serves 6

ingredients

3 sheets filo pastry
1 tablespoon sunflower oil
175g/6oz redcurrants
250ml/9fl oz Greek-style yogurt
1 teaspoon icing sugar

- Preheat the oven to 200°C/400°F/Gas mark 6. Cut the sheets of filo pastry into 18 squares measuring 10cm/4in.
- Brush each filo square very thinly with the oil, then arrange 3 squares in each hole of a six-hole muffin tin, placing each one at a different angle so that they form star-shaped baskets. Bake for 6–8 minutes until crisp and golden. Lift the baskets out carefully. Leave to cool on a wire rack.
- Set aside a few redcurrants for decoration, and stir the rest into the Greek yogurt. Spoon the mixture into the filo baskets. Decorate with the reserved redcurrants, and sprinkle with the icing sugar to serve.

Frozen egg nog

serves 4

ingredients

2 egg yolks
 3 tablespoons caster sugar
 2 tablespoons dark rum
 1 tablespoon brandy
 300ml/10fl oz double cream

- Put the egg yolks, rum and brandy in a pan over simmering water and whisk until the mixture is thick and creamy. Remove from the heat and continue whisking until the mixture has cooled slightly. Transfer to a freezerproof container.
- Whip the cream until it stands in soft peaks, then fold carefully into the egg mixture.
- Freeze for a minimum of 4 hours before serving.



Glazed nectarine tart

serves 6

ingredients

175g/6oz ready-to-roll
 puff pastry
 25g/1oz butter, melted
 600g/1¼lb nectarines,
 quartered, stoned and sliced
 2 tablespoons apricot jam

- Preheat the oven to 230°C/450°F/Gas mark 8.
- Roll out the pastry thinly to a 28cm/11in round. Put on a non-stick baking sheet, and prick well all over with a fork. Bake for 8–10 minutes until well browned and cooked through.
- Brush some of the melted butter over the pastry, and arrange the fruit slices on top, right to the edges of the pastry. Drizzle with the remaining butter and grill for 5 minutes or until the fruit is just tinged with colour. Cool slightly.
- Warm the apricot jam with a little water, and brush over the fruit to glaze. Serve warm or cold.

Chocolate cream pudding

serves 6

ingredients

25g/1oz cornflour
75g/3oz unsweetened cocoa
125g/4½oz Demerera sugar
750ml/1¼pt milk
2 teaspoons vanilla essence

- Sift the cornflour with the cocoa and sugar, and put in a saucepan.
- Gradually stir in the milk over a low heat until the mixture is free of lumps. Add the vanilla when slightly cooled, then pour the pudding mixture into a serving dish and refrigerate until needed.



Mango & lime mousse

serves 6

ingredients

grated zest and juice of 2 limes
8g/¼oz powdered gelatine
3 eggs plus 2 egg yolks
50g/2oz caster sugar
300ml/10fl oz mango purée
100ml/4fl oz double cream,
lightly whipped

- Put the lime juice in a small heatproof bowl, sprinkle in the gelatine and leave to soak for 10 minutes.
- In a large bowl, whisk together the whole eggs, egg yolks and sugar for 4–5 minutes until thick and mousse-like. Gently fold the mango purée, whipped cream and the lime zest into the mousse mixture.
- Put the heatproof bowl over a pan of simmering water to dissolve the gelatine and lime juice mixture. Lightly fold into the mango mixture, making sure that everything is evenly combined.
- Pour the mousse into glasses, put in the freezer for 20 minutes, then transfer to the refrigerator for at least 1 hour before serving chilled.

Fruit Desserts

We should all eat more fruit, and here is a chapter of delicious recipes to appeal to all tastes. This chapter offers a range of tempting recipes from simple, fresh fruit salads, to richer and more substantial desserts, such as Eton Mess, Peach Melba, and Californian Baked Pears. And many of these recipes can be adapted to use different fruit or combinations of fruit, so you have plenty of scope to experiment.

Grilled pink grapefruit

serves 4

ingredients

- 2 pink grapefruit
- 1 teaspoon granulated sugar
- 4 scoops vanilla ice cream

- Halve the grapefruit and cut round the edge of each, between the pith and the flesh. Separate the segments. Sprinkle each grapefruit with sugar.
- Put in ramekins to keep them flesh side up, and put on a grill pan. Grill for 2–3 minutes until starting to lightly brown. Put a scoop of vanilla ice cream on top of each, and serve immediately.



Lime sherbet

serves 6

ingredients

- 8 limes
- 75g/3oz caster sugar
- pinch of salt
- crushed ice, to serve

- Squeeze the limes and pour the juice into a large jug. Add the sugar and salt. Stir until dissolved
- Pour in 1.5 litres/2½pt water, and top up with plenty of ice to serve.



Fruit fondue

serves 2

ingredients

- 50g/2oz soft cheese
- 150ml/5fl oz hazelnut yogurt
- 1 teaspoon vanilla essence
- 1 teaspoon caster sugar
- selection of fresh fruits for dipping, such as strawberries, satsumas, kiwi fruit, grapes, all cut into bite-size pieces

- Beat the soft cheese with the yogurt, vanilla essence and sugar in a bowl.
- Spoon the mixture into a glass serving dish set on a platter. Arrange the prepared fruits around the dip, and serve immediately.

Poached peaches with ginger

serves 4

ingredients

4 peaches, halved and stoned
 125ml/4fl oz water
 2 tablespoons lemon juice
 1cm/1/2 in root ginger,
 peeled and grated
 1 cinnamon stick
 225g/8oz seedless white
 grapes, halved

- Preheat the oven to 180°C/
350°F/Gas mark 4.
- Put the peach halves skin side up in a baking dish. Combine 125ml/4fl oz water, the lemon juice, ginger and cinnamon stick, and pour over the peaches. Poach in the oven for 30 minutes.
- Remove from the oven and arrange the peaches on four dessert plates. Top with the cooking juices, add the grapes and serve immediately.



Gooseberry cheese cooler

serves 4

ingredients

500g/1lb 2oz fresh
 gooseberries
 finely grated zest and juice of
 1 small orange
 1 tablespoon clear honey
 250g/9oz cottage cheese

- Top and tail the gooseberries, and put them in a pan. Add the orange zest and juice, and cook gently, stirring occasionally, until the fruit is tender. Remove from the heat and stir in the honey.
- Purée the gooseberries and their juice in a blender or food processor until almost smooth. Allow to cool.
- Press the cottage cheese through a sieve until smooth. Stir half of the cooled gooseberry purée into the cottage cheese.
- To serve, spoon the cheese mixture into four serving glasses. Top each one with gooseberry purée, and serve chilled.

Nectarines with marzipan & yogurt

serves 4

ingredients

4 nectarines
75g/3oz marzipan
75ml/3fl oz Greek-style yogurt
3 amaretti biscuits, crushed

- Cut the nectarines in half, removing the stones. Cut the marzipan into 8 pieces, and press one piece into the stone cavity of each nectarine half. Preheat the grill.
- Spoon the Greek yogurt on top of the nectarines. Sprinkle the crushed amaretti biscuits over the yogurt. Put the fruits under the grill for 3–5 minutes until the yogurt starts to melt. Serve immediately.



Persian melon cups

serves 4

ingredients

2 small cantaloupe melons
225g/8oz strawberries, hulled
and sliced
3 peaches, peeled and cubed
225g/8oz seedless white grapes
25g/1oz caster sugar
1 tablespoon rose water
1 tablespoon freshly squeezed
lemon juice
crushed ice, to serve

- Carefully cut the melons in half and remove the seeds. Scoop out the flesh with a melon baller, taking care not to damage the skin. Reserve the melon shells.
- Put the strawberries in a large mixing bowl with the melon balls, peaches, grapes, sugar, rose water and lemon juice.
- Pile the fruit into the melon shells, and chill in the refrigerator for 2 hours.
- To serve, sprinkle with the crushed ice, and serve immediately.

Strawberries in grape jelly

serves 4

ingredients

500ml/18fl oz red grape juice	1 tablespoon powdered gelatine
1 cinnamon stick	225g/8oz strawberries, hulled and chopped
pared zest and juice of 1 small orange	

- Pour the grape juice into a pan, and add the cinnamon stick and orange zest. Cook over a very low heat for 10 minutes, then strain the juice and discard the flavourings.
- Sprinkle the powdered gelatine over the orange juice in a small bowl. When the mixture is spongy, stir into the grape juice until it has completely dissolved.
- Allow the jelly to cool in the bowl until just beginning to set. Stir in the strawberries, and pour into a 900ml/1½pt mould. Chill until set.



Peach Melba

serves 4

ingredients

300g/11oz fresh raspberries
25g/1oz icing sugar
375g/13oz granulated sugar
1 vanilla pod, split lengthways
4 peaches
4 scoops vanilla ice cream

- Purée the raspberries and icing sugar together in a blender or food processor. Pass through a sieve and discard the seeds.
- Stir the sugar, vanilla pod and 600ml/1pt water in a pan over a low heat until the sugar has completely dissolved.
- Bring the sugar syrup to the boil, and add the peaches, ensuring that they are covered with the syrup. Simmer for 5 minutes or until tender, then remove the peaches with a slotted spoon and carefully remove the skin.
- To serve, put a scoop of ice cream on each plate, add a peach and spoon raspberry purée on top.

Blushing pears

serves 6

ingredients

6 dessert pears	1 cinnamon stick
300ml/10fl oz rosé wine	4 whole cloves
150ml/5fl oz cranberry juice	1 bay leaf
strip of thinly pared orange zest	75g/3oz caster sugar

- Thinly peel the pears with a sharp knife or vegetable peeler, leaving the stalks intact.
- Pour the wine and cranberry juice into a large heavy pan. Add the orange zest, cinnamon stick, cloves, bay leaf and sugar. Heat gently, stirring all the time, until the sugar has dissolved. Add the pears, standing them upright in the pan. Pour in enough cold water to barely cover them.
- Cover and cook gently for 20–30 minutes until just tender, turning and basting with the syrup occasionally. Using a slotted spoon, gently lift the pears out of the syrup and transfer to a serving dish.
- Bring the syrup to the boil, and boil rapidly for 10–15 minutes until it has reduced by half. Strain the syrup and pour over the pears. Serve.



Sweet-stewed dried fruit

serves 4

ingredients

500g/1lb 2oz mixed dried fruit salad
450ml/ $\frac{3}{4}$ pt apple juice
2 tablespoons clear honey
2 tablespoons brandy
grated zest and juice of 1 lemon
grated zest and juice of 1 orange

- Put the fruit salad, apple juice, honey, brandy, lemon and orange zests and juices in a small saucepan. Bring to the boil, and simmer for about 1 minute.
- Remove the pan from the heat, and allow the mixture to cool completely. Transfer to a large bowl, cover with cling film and chill in the refrigerator overnight.
- To serve, spoon the stewed fruit into four shallow dishes.

Grapefruit in apricot brandy

serves 4

ingredients

- 3 grapefruit
- 125ml/4fl oz apple juice
- 1½ teaspoons granulated sugar
- 2.5cm/1in piece of cinnamon stick
- 3 tablespoons apricot brandy
- 3 ready-to-eat dried apricots, chopped

- Cut off all the zest and pith from the grapefruit, working over a shallow pan to catch any juice. Push out the white core using the handle of a teaspoon, then thickly slice the grapefruit.
- Put the apple juice and sugar in the pan with the cinnamon stick. Bring to the boil, and simmer for 3 minutes. Add the fruit and simmer for 6–8 minutes.
- Remove the fruit from the pan and transfer to four warmed serving plates. Add the apricot brandy to the juice. Bring back to the boil, then spoon over the fruit and sprinkle with the chopped apricots. Serve immediately.



Grilled apple stack

serves 4

ingredients

- 4 large dessert apples, cored and peeled
- 25g/1oz butter
- 1 x 400g/14oz jar lime marmalade
- 4 scoops vanilla ice cream

- Cut the apples into thin slices across the core, and put on a lightly greased grill tray. Top each slice with a small piece of butter and ½ teaspoon lime marmalade.
- Cook under a hot grill until the butter has melted and the apple is golden brown.
- Serve 4 or 5 slices stacked on top of each other, with a scoop of vanilla ice cream alongside.

Red fruit salad

serves 4

ingredients

250g/9oz strawberries, hulled
and halved
100g/4oz raspberries
250g/9oz cherries, pitted
1 tablespoon Cointreau
1 tablespoon soft brown sugar

- Put the strawberries, raspberries and cherries in a bowl, drizzle with Cointreau, cover and set aside for 20 minutes.
- Put the sugar and 2 tablespoons water in a small pan. Stir over a gentle heat for 3 minutes or until the sugar has dissolved. Cool, pour over the fruit, and serve.



Snow-capped apples

serves 4

ingredients

4 small cooking apples
75ml/3fl oz orange marmalade
2 egg whites
50g/2oz caster sugar

- Preheat the oven to 180°C/350°F/Gas mark 4.
- Core the apples and score through the skins around the middle with a sharp knife.
- Put the apples in a wide ovenproof dish, and spoon 1 tablespoon marmalade into the centre of each. Cover and bake in the oven for 35–40 minutes until tender.
- Whisk the egg whites in a large bowl until stiff enough to hold soft peaks. Whisk in the sugar, then fold in the remaining marmalade.
- Spoon the meringue over the apples, then return to the oven for 10–15 minutes. Serve immediately.

Pineapple & passion fruit salsa

serves 6

ingredients

1 small pineapple
 2 passion fruit
 150ml/5fl oz Greek-style yogurt
 2 tablespoons light
 muscovado sugar

- Cut the top and bottom of the pineapple. Using a large sharp knife, slice off the peel and remove any remaining 'eyes'. Slice the pineapple, and use a small pastry cutter or an apple corer to remove the tough core from each slice.
- Cut the passion fruit in half, and scoop the seeds and pulp into a bowl. Stir in the pineapple slices and yogurt. Cover and chill.
- Stir in the sugar just before serving.



Melon medley

serves 4

ingredients

½ cantaloupe melon
 ½ honeydew melon
 ½ watermelon
 pulp from 2 passion fruit

- Cut the melons into bite-size pieces, or use a melon baller to slice into balls. Chill, covered, for 30 minutes.
- Drizzle with the passion fruit pulp before serving.

Melon & orange cups

serves 4

ingredients

2 small honeydew melons
1 grapefruit, peeled and segmented
2 oranges, peeled and segmented
50g/2oz roasted, unsalted peanuts
25g/1oz light muscovado sugar
1/4 teaspoon ground cinnamon

- Halve the melons, scoop out the seeds and discard, then remove and chop the flesh. Reserve the melon shells.
- In a bowl, mix together the melon and citrus fruits. Pile the fruits back into the melon shells.
- Chop the peanuts and mix with the sugar and cinnamon. Sprinkle over the fruit and serve.



Grilled fresh figs with crème fraîche

serves 4

ingredients

8 ripe fresh figs
225g/8oz crème fraîche
50g/2oz light muscovado sugar

- Preheat the grill to high. Lightly butter a shallow flameproof dish, large enough to accommodate the figs in a single layer.
- Cut the figs into quarters without cutting through the base, and gently open each one out a little. Spoon a dollop of crème fraîche into the centre of each fig.
- Sprinkle the sugar evenly between the figs. Put the figs in the prepared dish, and put the hot grill for 2 minutes or until the sugar has melted and the crème fraîche starts to run. Serve immediately.

Poached allspice pears

serves 4

ingredients

4 large dessert pears, peeled, cored and halved	2 teaspoons ground allspice
300ml/10fl oz orange juice	50g/2oz raisins
	25g/1oz Demerara sugar

- Put the pears in a large saucepan. Add the orange juice, ground allspice, raisins and sugar, and heat gently, stirring, until the sugar has dissolved. Bring the mixture to the boil and continue to boil for 1 minute.
- Reduce the heat to low, and leave to simmer for about 10 minutes. Test to see if the pears are soft and cooked by inserting the tip of a sharp knife. When they are ready, remove the pears from the pan with a slotted spoon and transfer to serving plates.
- Serve hot with the syrup.



Spiced fruit platter

serves 6

ingredients

1 pineapple	juice of 2 limes
2 papayas	2 pomegranates
1 small cantaloupe melon	chat masala, to taste

- Cut away the top and base of the pineapple, then cut down the sides, removing all the dark 'eyes'. Cut the pineapple into thin slices. Using an apple corer, remove the hard, central core from each slice.
- Peel the papayas. Cut them in half, then into thin wedges. Halve the melon and remove the seeds from the middle. Cut into thin wedges and remove the skin.
- Arrange the fruit on six individual plates, and sprinkle with the lime juice. Cut the pomegranates in half, and scoop out the seeds, discarding any bitter pith. Scatter the seeds over the fruit.
- Serve, sprinkled with a little chat masala to taste.

Pineapple flambé

serves 4

ingredients

- 1 large ripe pineapple, about 600g/1¼lb
- 25g/1oz butter
- 50g/2oz soft brown sugar
- 50ml/2fl oz freshly squeezed orange juice
- 25ml/1fl oz vodka
- 1 tablespoon slivered almonds, toasted

- Cut away the top and base of the pineapple, then cut down the sides, removing all the dark 'eyes'. Cut the pineapple into thin slices. Using an apple corer, remove the hard, central core from each slice.
- Melt the butter in a frying pan with the sugar. Add the orange juice and stir until hot. Add as many pineapple slices as the pan will hold, and cook for 1–2 minutes, turning once. As each pineapple slice browns, remove to a plate.
- Return all the pineapple slices to the pan, heat briefly, then pour over the vodka and carefully light with a long match. Let the flames die down, then sprinkle with the almonds and serve at once.



Bananas with chocolate marshmallow sauce

serves 4

ingredients

- 4 slightly unripe bananas
- 50g/2oz chocolate chips
- 24 mini marshmallows

- Preheat the oven to 160°C/325°F/Gas mark 3.
- Trim the ends of the bananas, leaving on the skins. Using a sharp knife, make a lengthways slit in each one.
- Gently prise open each banana, and fill with chocolate chips and marshmallows, then wrap each banana in foil. Bake in the oven for 15–20 minutes, and serve hot.

Strawberries Romanoff

serves 4

ingredients

750g/1lb 11oz strawberries,
quartered
2 tablespoons Cointreau
½ teaspoon finely grated
orange zest
15g/½oz caster sugar
125ml/4fl oz double cream
20g/¾oz icing sugar

- Combine the strawberries, Cointreau, orange zest and caster sugar in a large bowl, cover and refrigerate for 1 hour. Drain the strawberries, reserving any juices.
- Purée about a quarter of the strawberries with the reserved juices in a blender or food processor. Divide the remaining strawberries among four glasses.
- Beat the cream and icing sugar until soft peaks form, then fold the strawberry purée through the whipped cream. Spoon the mixture over the top of the strawberries, cover and refrigerate until needed.



Summer fruits with ricotta & vanilla dip

serves 6

ingredients

250g/9oz ricotta cheese
250g/9oz mascarpone cheese
150ml/5fl oz crème fraîche
a few drops of vanilla essence
grated zest of 1 lemon
50g/2oz caster sugar
900g/2lb mixed fresh
summer berries

- Beat the cheeses together with the crème fraîche, vanilla essence, lemon zest and sugar. Spoon into a serving dish, cover and chill for at least 30 minutes.
- To serve, pile the berries onto a serving plate, and spoon the ricotta and vanilla dip on top.

Eton mess

serves 6

ingredients

150ml/5fl oz double cream,
lightly whipped
200ml/7fl oz Greek-style yogurt
500g/1lb 2oz strawberries,
hulled
2 tablespoons cr me de cassis
5 meringue nests

- Fold the cream into the yogurt and chill for 30 minutes.
- Put 250g/9oz strawberries in a blender or food processor, blend to a pur e, then stir in the cr me de cassis. Measure out 75ml/3fl oz of the pur e and reserve.
- Slice the remaining strawberries into a bowl, reserving 6 for decoration, then pour the pur e over and chill in the bowl for 20 minutes.
- Break up the meringue nests, and carefully fold into the cream mixture along with the strawberry mixture. Divide between six serving glasses, then drizzle over the reserved pur e.
- Decorate with the reserved strawberries, and serve.



Mulled Florida cocktail

serves 4

ingredients

2 grapefruit
2 oranges
150ml/5fl oz apple juice
1 tablespoon brandy
2 fresh cherries, pitted
and halved

- Over a saucepan to catch the juice, remove all zest and pith from the grapefruit and oranges, and separate each into segments.
- Put the segments in the saucepan. Add the apple juice and brandy. Heat through until almost boiling.
- Spoon into four glass dishes and top each with half a cherry. Serve warm.

Banana split

serves 4

ingredients

200g/7oz dark chocolate (at least 70% cocoa solids)
175ml/6fl oz double cream
25g/1oz butter
4 bananas
12 scoops vanilla ice cream
mixed chopped nuts, to serve

- Put the chocolate, cream and butter in a pan, and stir over a low heat until smooth. Cool slightly.
- Split the bananas in half lengthways, and arrange in four glass dishes. Put 3 scoops of ice cream in each dish, and pour the chocolate sauce over the top.
- Sprinkle with the chopped nuts, and serve immediately.



Muscat grape frappé

serves 4

ingredients

½ bottle Muscat wine
450g/1lb Muscat grapes

- Pour the wine into a stainless-steel baking tray, add 150ml/5fl oz water and freeze for 3 hours or until completely solid.
- Scrape the frozen wine with a tablespoon to make a fine ice. Combine the grapes with the ice, and spoon into four shallow glasses. Serve immediately.

Mango & melon ginger salad

serves 4

ingredients

2 avocados, peeled, stoned and flesh cut into slices

1 mango, peeled and cut into slices

1 cantaloupe melon, peeled and cut into slices

Grated zest and juice of 2 limes

100g/4oz Stilton cheese, crumbled

2 tablespoons finely chopped stem ginger

2 passion fruit, halved

- Arrange the slices of avocado, mango and melon decoratively on a serving plate.
- Sprinkle the fruit with the lime zest and juice, Stilton and ginger. Spoon the passion fruit over the salad and serve.



Summer berries in Champagne jelly

serves 8

ingredients

900ml/1½pt Champagne

1½ teaspoons powdered gelatine

250g/9oz granulated sugar

250g/9oz strawberries, hulled
and chopped

250g/9oz blueberries

- Pour half of the champagne into a large bowl, and let the bubbles subside. Sprinkle the gelatine over the top in an even layer. Do not stir. Leave until the gelatine is spongy.
- Pour the remaining Champagne into a large saucepan, add the sugar and heat gently, stirring constantly, until all the sugar has dissolved. Remove the pan from the heat, add the gelatine mixture and stir until thoroughly dissolved. Cool completely.
- Divide the berries among eight 125ml/4fl oz stemmed wine glasses, and gently pour the jelly over them. Chill in the refrigerator until set. Remove from the refrigerator 15 minutes before serving.

Californian baked pears

serves 4

ingredients

25g/1oz butter
 1 teaspoon granulated sugar
 grated zest of ½ lemon
 4 dessert pears
 300g/11oz canned fruit cocktail
 in syrup
 ½ teaspoon mixed spice

- Preheat the oven to 190°C/375°F/Gas mark 5.
- Melt the butter in a flameproof casserole dish. Add the sugar and lemon zest. Peel the pears, and turn in this mixture. Cover and bake for 30 minutes.
- Add the fruit cocktail and its syrup, and sprinkle with the mixed spice. Return to the oven for 10 minutes.
- Lift the pears out onto warmed plates. Stir the fruit cocktail well into the pan juices. Spoon around the pears, and serve immediately.



Fresh figs in wine

serves 6

ingredients

450ml/¾pt dry white wine
 75g/3oz clear honey
 50g/2oz caster sugar
 1 small orange
 8 whole cloves
 450g/1lb fresh figs
 1 cinnamon stick

- Put the wine, honey and sugar in a heavy saucepan, and heat gently until the sugar dissolves.
- Stud the orange with the cloves, and add to the syrup with the figs and cinnamon. Cover and simmer until the figs are soft.
- Transfer to a serving dish, and leave to cool before serving.

Mandarins in syrup

serves 4

ingredients

10 mandarin oranges
15g/½oz icing sugar

2 teaspoons orange-flower water
15g/½oz chopped pistachio nuts

- Thinly pare a little of the zest from 1 mandarin, and cut into fine shreds for decoration. Squeeze the juice from 2 mandarins and set aside.
- Peel the remaining mandarins, removing as much of the white pith as possible. Arrange the peeled fruit whole in a large glass dish.
- Mix the reserved mandarin juice, sugar and orange-flower water, and pour it over the fruit. Cover the dish and chill for at least an hour.
- Blanch the shreds of mandarin zest in boiling water for 30 seconds. Drain and leave to cool.
- To serve, sprinkle the shreds of zest and pistachio nuts over the mandarins, and serve immediately.



Orange & date salad

serves 6

ingredients

6 oranges
2 tablespoons orange-flower water
100g/4oz stoned dates, chopped
50g/2oz pistachio nuts, chopped
15g/½oz icing sugar
1 teaspoon toasted almonds

- Peel the oranges with a sharp knife, removing all the pith. Cut into segments, catching all the juice in a bowl. Put the segments in a serving dish.
- Stir in the juice from the bowl and the orange-flower water.
- Sprinkle the dates and nuts over the salad, along with the icing sugar. Chill for 1 hour.
- Just before serving, sprinkle with the toasted almonds.

Cakes & Pastries

Whether you are looking for a tasty tea-time treat or that perfect cake for a special birthday or occasion, this chapter is sure to provide you with plenty of inspiration. Learn to bake single large cakes such as Dundee Cake and Chocolate Cake, or lots of individual cakes in recipes for Madeleines and Butterfly Cakes. Making heavenly classics such as Chocolate Eclairs, Baklava and Mississippi Mud Pie should be a delight with these easy-to-follow recipes.

Sly cakes

serves 8

ingredients

450g/1lb ready-to-roll puff pastry	50g/2oz mixed peel
2 cooking apples	2 teaspoons ground allspice
50g/2oz butter	1 egg yolk, beaten
50g/2oz muscovado sugar	icing sugar, to dust
225g/8oz sultanas	

- Preheat the oven to 200°C/400°F/Gas mark 6. Lightly grease a non-stick baking tray.
- Roll out the puff pastry to a thickness of 1cm/½in, then trim and cut into 2 equal rectangles. Put one on the baking tray.
- Peel, core and dice the apple. Fry in the butter. When golden and starting to soften, add the muscovado sugar and toss to coat. Remove from the heat and stir in the sultanas, mixed peel and allspice.
- Spread the mixture onto the pastry rectangle on the baking tray. Put the other rectangle on top, and press down lightly. Divide into 16 squares with a sharp knife, pressing nearly all the way through, and brush the tops with egg yolk.
- Bake in the oven for 15–20 minutes. Transfer to a wire rack to cool. Dust with icing sugar.



Cherry turnover

serves 8

ingredients

450g/1lb shortcrust pastry	double cream, to serve
450g/1lb pitted sour cherries	

- Preheat the oven to 180°C/350°F/Gas mark 4.
- Roll out the pastry, and use to line a greased 20cm/8in pie dish, allowing the sides of the pastry to hang over the edge. Fill the lined dish with the cherries. Fold the edges of the dough over the filling, sealing them where they meet in the centre. Prick the pastry top with a fork.
- Bake in the oven for 30 minutes or until the pastry is lightly browned. Serve with cream.

Coconut cake

serves 6–8

ingredients

2 x packets 450g/1lb chocolate
cake mix
225g/8oz desiccated coconut
2 eggs
125ml/4fl oz sour cream
125ml/4fl oz milk

- Preheat the oven to 180°C/350°F/Gas mark 4. Lightly grease a loaf tin.
- Beat together the cake mix, coconut, eggs, sour cream and milk for 3–4 minutes or until smooth. Pour the mixture into the loaf tin.
- Bake for 45–50 minutes until the top is springy to the touch and a skewer inserted in the centre comes out clean. Turn onto a wire rack to cool, and serve cut in slices.



Apple turnovers

serves 6

ingredients

500g/1lb 2oz puff pastry
1 egg white, lightly beaten
caster sugar, to dust

For the filling

200g/7oz stewed apple
25g/1oz caster sugar
50g/2oz raisins, chopped
25g/1oz walnuts, chopped

- Preheat the oven to 210°C/425°F/Gas mark 7. Lightly grease a baking tray.
- Roll the pastry on a lightly floured work surface to a rectangle about 45 x 35cm/18 x 14in. Cut out 12 rounds measuring 10cm/4in.
- To make the apple filling, mix together the ingredients in a mixing bowl.
- Divide the filling among the pastry rounds, then brush the edges with water. Fold the pastry in half to make a half-moon, and pinch the edges firmly together to seal. Brush the tops with egg white, and dust with caster sugar. Make 2 small slits in the top of each turnover. Bake for 15 minutes, then reduce the temperature to 190°C/375°F/Gas mark 5 and bake for a further 10 minutes. Serve warm.

Chocolate éclairs

serves 9

ingredients

100g/4oz butter
100g/4oz plain flour, sifted
4 eggs, lightly beaten
300ml/10fl oz double cream,
whipped
150g/5oz dark chocolate
(at least 70% cocoa solids),
broken into pieces

- Preheat the oven to 210°C/425°F/Gas mark 7, and grease two baking trays.
- Combine the butter and 225ml/8fl oz water in a large heavy saucepan. Stir over a medium heat until the butter melts. Increase the heat, bring to the boil, then remove the pan from the heat.
- Add the flour to the saucepan all at once, and quickly beat into the buttery water using a wooden spoon. Return to the heat and continue beating until the mixture leaves the sides of the pan and forms a ball. Transfer to a large bowl and cool slightly.
- Beat the mixture to release any remaining heat. Gradually add the egg, about 3 teaspoonfuls at a time. Beat well after each addition until all the egg has been added and the mixture is glossy. Spoon the mixture into a piping bag fitted with a 1.5cm/5/8in plain nozzle.
- Sprinkle the baking trays lightly with water. Pipe 15cm/6in lengths onto the trays, leaving room for them to expand. Bake for 10–15 minutes. Reduce the oven temperature to 180°C/350°F/Gas mark 4, and bake for a further 15 minutes. Cool on a wire rack.
- Split each cooled éclair and remove any uncooked dough. Fill the centre with cream.
- Melt the chocolate in a bowl set over a saucepan of simmering water. Spread the melted chocolate over to the top of each éclair, in a line along the top. Allow to set, then serve.

Pain au chocolat

serves 6

ingredients

450g/1lb strong plain flour
 ½ teaspoon salt
 ½ teaspoon dried yeast
 25g/1oz lard
 1 egg, beaten lightly
 225ml/8fl oz hand-hot water
 175g/6oz butter, softened
 beaten egg, to seal and glaze
 100g/4oz dark chocolate (at least
 70% cocoa solids), broken into
 12 squares

- Lightly grease a baking tray.
- Sift the flour and salt into a mixing bowl, and stir in the yeast. Rub in the fat lard using your fingertips. Add the egg and enough of the water to form a soft dough. Knead the dough for about 10 minutes until elastic.
- Roll the dough out to form a rectangle measuring 38 x 20cm/15 x 8in. Divide the butter into three portions, and dot one portion over two-thirds of the rectangle, leaving a small border around the edge.
- Fold the rectangle into three by first folding the plain third of the dough over, then the other third. Seal the edges of the dough by pressing with a rolling pin. Give the dough a quarter turn. Re-roll and fold again, without butter, then wrap the dough and chill for 30 minutes.
- Repeat the buttering and folding outlined above twice more, chilling the dough each time. Re-roll and fold twice more without butter. Chill for a final 30 minutes.
- Roll the dough to a rectangle measuring 45 x 30cm/18 x 12in, trim and halve lengthways. Cut each half into 6 rectangles, and brush with beaten egg. Put a chocolate square at the end of each rectangle, and roll up to form a sausage.
- Press the ends together and place, seam side up, on the baking tray. Cover and leave to rise for 40 minutes in a warm place.
- Preheat the oven to 220°C/425°F/Gas mark 7.
- Brush the pastries with egg, and bake for 20–25 minutes until golden. Cool on a wire rack. Serve warm or cold.

Sticky plum tart

serves 6

ingredients

100g/4oz plain flour	1 tablespoon chilled water
1 teaspoon ground cinnamon	450g/1lb plums, halved, stoned and diced
pinch of salt	
75g/3oz butter	25g/1oz caster sugar
1 egg yolk	3 tablespoons apricot jam

- Sift the flour into a blender or food processor, add the ground cinnamon, salt, butter and egg yolk. Process for 30 seconds or until evenly combined. Add the chilled water and process for a further 30 seconds. Knead together lightly, and roll out to a circle about 25.5cm/10in in diameter. Put on a baking tray and chill for 10–15 minutes.
- Preheat the oven to 200°C/400°F/Gas mark 6.
- Prick the pastry all over with a fork. Bake for 20–25 minutes or until golden brown.
- Arrange the plums over the cooked pastry, and sprinkle with the sugar. Put back in the oven for 40–45 minutes until the plums are tender.
- To finish, melt the jam in a small saucepan with 2 tablespoons water, bring to the boil and bubble for 1 minute. Brush or spoon over the warm tart to glaze.



Bakewell tart

serves 6

ingredients

225g/8oz ready-to-roll puff pastry	• Preheat the oven to 200°C/ 400°F/Gas mark 6.
100g/4oz ground almonds	• Roll out the pastry on a floured work surface, and use to line a 900ml/1½pt shallow dish.
100g/4oz caster sugar	• Beat the almonds with the sugar, butter, eggs and almond essence.
50g/2oz butter	• Spread the pastry with an even layer of jam. Pour in the filling.
3 eggs	• Bake for 30 minutes or until set. Serve warm with cream.
¼ teaspoon almond essence	
4 tablespoons strawberry jam	

Chocolate meringue pie

serves 6

ingredients

225g/8oz dark chocolate
digestive biscuits
25g/1oz butter, melted

For the meringue
2 egg whites
100g/4oz caster sugar
½ teaspoon vanilla essence

For the filling

3 egg yolks
50g/2oz caster sugar
50g/2oz cornflour
600ml/1pt milk
100g/4oz dark chocolate (at least
70% cocoa solids)

- Preheat the oven to 160°C/325°F/Gas mark 3.
- Put the digestive biscuits in a plastic bag, and crush with a rolling pin. Pour into a mixing bowl. Stir the butter into the biscuit crumbs until well mixed. Press the biscuit mixture firmly into the bottom and up the sides of a 23cm/9in flan tin or dish.
- To make the filling, beat the egg yolks, sugar and cornflour in a large bowl until they form a smooth paste, adding a little of the milk if necessary. Heat the milk until almost boiling, then slowly pour into the egg mixture, whisking well.
- Return the mixture to the saucepan and cook gently, whisking constantly, until it thickens. Remove from the heat. Melt the chocolate in a heatproof bowl set over a pan of simmering water. Whisk the melted chocolate into the mixture in the saucepan. Pour the mixture into the digestive biscuit base.
- To make the meringue, whisk the egg whites in a large mixing bowl until standing in soft peaks. Gradually whisk in about two-thirds of the sugar until the mixture is thick and glossy. Fold in the remaining sugar and the vanilla essence. Spread the meringue over the filling.
- Bake the pie in the centre of the oven for 30 minutes. Serve warm.

Citrus tart

serves 12

ingredients

For the pastry

175g/6oz plain flour

75g/3oz butter

3 tablespoons caster sugar

3 egg yolks

For the filling

finely grated zest of 1 lemon

juice of 3 lemons

juice of 1 orange

2 eggs plus 1 egg yolk

350ml/12fl oz double cream

175g/6oz caster sugar

- To make the pastry, sift the flour into a mixing bowl, make a well in the centre and put the butter, sugar and egg yolks in it. Work with the fingertips of one hand until these are blended, then gradually work in the flour. Continue mixing until the pastry forms a smooth ball. Wrap in cling film and chill for 30 minutes.
- Preheat the oven to 190°C/375°F/Gas mark 5. Grease a 28cm/11 in flan dish.
- Roll out the pastry and use to line the tin. Prick the base of the pastry with a fork, and line with foil. Fill with baking beans and bake blind for 15–20 minutes until just brown. Remove from the oven to cool, and reduce the oven temperature to 160°C/325°F/Gas mark 3.
- To make the filling, put the lemon zest in a large bowl with the lemon and orange juice. Add the eggs and yolk, cream and sugar. Whisk the mixture together until the sugar has dissolved and the top is fluffy. Pour the filling into the pastry case and bake in the centre of the oven for 30–35 minutes until the filling is set. Serve warm or cold.

Raspberry buns

serves 4–6

ingredients

175g/6oz plain white flour	1 teaspoon baking powder
pinch of salt	1 egg
50g/2oz butter	2 teaspoons milk
50g/2oz caster sugar, plus extra, to dust	1 tablespoon raspberry jam melted butter for brushing

- Preheat the oven to 200°C/400°F/Gas mark 6. Grease a baking tray.
- Sift the flour and salt into a bowl. Rub the butter into the flour, then add the sugar and baking powder. Whisk the egg and add the milk. Mix with the dry ingredients to form a stiffish dough. Divide the dough into 10 equal portions, and roll into balls.
- Lay the balls of dough on the greased baking tray, and make a hole in the top of each using your thumb. Fill with a small quantity of raspberry jam, and pinch the dough together again. Flatten the buns slightly, brush with melted butter and dust with sugar. Bake for about 15 minutes until the tops of the buns crack open slightly to reveal the jam.



Cherry clafoutis

serves 6–8

ingredients

25g/1oz butter, melted	4 eggs, lightly beaten
400g/1lb fresh cherries, pitted	250ml/9fl oz milk
50g/2oz plain flour	icing sugar, to dust
75g/3oz caster sugar	

- Preheat the oven to 180°C/350°F/Gas mark 4. Brush a 23cm/9in glass or ceramic pie plate with melted butter.
- Spread the cherries on the bottom of the pie plate in a single layer.
- Sift the flour into a bowl, add the sugar and make a well in the centre. Gradually add the combined eggs, milk and butter, whisking until smooth and free of lumps.
- Pour the batter over the cherries, and bake for 30–35 minutes. Remove from the oven and dust generously with icing sugar. Serve immediately.

Pear cream pie

serves 8

ingredients

For the shortcrust pastry

300g/11oz plain flour

pinch of salt

175g/6oz butter, cubed

50ml/2fl oz iced water

For the filling

700g 1½lb pears

100g/4oz sugar

500ml/18fl oz double cream

¼ teaspoon freshly ground pepper

1 egg yolk, lightly beaten

- To make the shortcrust pastry, sift the flour and the salt together into a large mixing bowl. Add the cubes of butter. Rub the butter and flour together with your fingertips until the mixture has a coarse texture.
- Stirring lightly with a knife, sprinkle water over the dough until it just begins to cohere. Gather the dough together into a ball, pressing it together with your hands. Wrap in cling film and chill for 30 minutes.
- Preheat the oven to 180°C/350°F/Gas mark 4.
- Roll out the dough to a thickness of 3mm/¼in and use two-thirds of it to line a 23cm/9in pie dish.
- To make the filling, peel, core and slice the pears. Mix the pear slices with the sugar and cream, and add the pepper. Fill the pie with this mixture, and cover with the remaining dough. Glaze with the egg yolk, and cut a small slit in the top so the steam can escape during cooking.
- Bake in the oven for about 50 minutes or until the top is browned. Serve warm or cold.

Almond friands

serves 5

ingredients

- 150g/5oz butter
- 75g/3oz flaked almonds
- 50g/2oz plain flour
- 175g/6oz icing sugar, plus extra,
to dust
- 5 egg whites

- Preheat the oven to 210°C/425°F/Gas mark 7. Lightly grease ten 125ml/4fl oz friand tins.
- Melt the butter in a small saucepan over a medium heat, then cook for 3–4 minutes until the butter turns a deep golden colour. Strain to remove any residue. Remove from the heat and set aside to cool until just lukewarm.
- Put the flaked almonds in a blender or food processor, and chop until finely ground. Transfer to a bowl, and sift in the flour and icing sugar.
- Put the egg whites in a separate bowl, and lightly whisk with a fork until just combined. Add the lukewarm butter to the flour mixture along with the egg whites. Mix gently with a metal spoon until all the ingredients are well combined.
- Spoon some mixture into each friand tin to fill to three-quarters of the way up the side. Put the tins on a baking tray, and bake in the centre of the oven for 10 minutes. Reduce the oven temperature to 180°C/350°F/Gas mark 4, and bake for another 5 minutes. Remove and leave in the tins for 5 minutes before turning out onto a wire rack to cool completely. Dust with icing sugar before serving.

Fruit salad cake

serves 6–8

ingredients

175g/6oz dried fruit salad, roughly chopped	1 teaspoon grated nutmeg
250ml/9fl oz hot tea	50g/2oz muscovado sugar
225g/8oz wholemeal self-raising flour	3 tablespoons sunflower oil
	75ml/3fl oz skimmed milk
	Demerara sugar, to sprinkle

- Soak the dried fruits in the tea for several hours or overnight. Drain and reserve the liquid.
- Preheat the oven to 180°C/350°F/Gas mark 4. Grease an 18cm/7in round cake tin and line the bottom with non-stick greaseproof paper.
- Sift the flour into a bowl with the nutmeg. Stir in the muscovado sugar, fruit salad mixture and tea. Add the oil and milk and mix well.
- Spoon the mixture into the prepared tin. Sprinkle with Demerara sugar. Bake for 50–55 minutes until firm. Turn out and cool on a wire rack.



Alaskan blueberry coffee cake

serves 8

ingredients

350g/12oz plain flour	1 egg
175g/6oz caster sugar	250g/9oz blueberries
2½ teaspoons baking powder	100g/4oz Demerara sugar
1 teaspoon salt	½ teaspoon ground cinnamon
50ml/2fl oz vegetable oil	50g/2oz butter
175ml/6fl oz milk	

- Preheat the oven to 190°C/375°F/Gas mark 5. Grease a greased deep 20cm/8in round springform cake tin.
- In a medium bowl, blend together 250g/9oz of the flour with the sugar, baking powder, salt, oil, milk, egg and 225g/8oz of the blueberries. Using a wooden spoon, beat thoroughly for 30 seconds and spread the mixture in the prepared cake tin.
- Combine the remaining flour, Demerara sugar, cinnamon and butter. Sprinkle over the mixture, and top with the remaining berries.
- Bake in the oven for 30–40 minutes. Cool in the tin on a wire rack.

Dundee cake

serves 10

ingredients

175g/6oz butter	100g/4oz currants
175g/6oz caster sugar	100g/4oz sultanas
4 eggs	100g/4oz raisins
50g/2oz ground almonds	50g/2oz mixed peel, chopped
300g/11oz self-raising flour	25g/1oz whole almonds, blanched and split
½ teaspoon salt	
1 teaspoon baking powder	

- Preheat the oven to 240°C/475°F/Gas mark 9. Line a 20cm/8in cake tin with greaseproof paper.
- Cream the butter and sugar until light and fluffy, then beat in the eggs, one at a time, along with the ground almonds.
- Sift the flour with the salt and baking powder, and gradually add to the creamed mixture along with the fruit and peel. Put the mixture in the prepared cake tin, smooth over and lightly arrange the almonds on top.
- Put the cake in the centre of the oven. Immediately reduce the temperature to 170°C/325°F/Gas mark 3, and bake for 1½ hours until the cake is firm and springs back at the touch. Allow to cool in the tin.



Child's birthday cake

serves 10–12

ingredients

275g/10oz butter	350g/12oz self-raising flour
275g/10oz caster sugar	grated zest of 2 oranges
5 eggs	

- Preheat the oven to 160°C/325°F/Gas mark 3. Grease a 3.6-litre/6pt ovenproof glass mixing bowl. Line the bottom with greaseproof paper.
- Beat together the butter, sugar, eggs, flour and orange zest. Turn into the bowl and level the surface. Bake for 1 hour 10 minutes until just firm.
- Loosen from the bowl by running around the edge with a knife, then turn out and leave to cool on a wire rack. This is the perfect base cake for brightly coloured icing for a child's birthday.

Banana cake

serves 12

ingredients

475g/1lb 1oz plain flour	125ml/4fl oz milk
1 tablespoon baking powder	1 teaspoon vanilla essence
½ teaspoon salt	225g/8oz bananas, mashed
50ml/2fl oz vegetable oil	2 tablespoons caster sugar
2 eggs	225g/8oz vanilla yogurt

- Preheat the oven to 180°C/350°F/Gas mark 4. Grease 2 x 20cm/8in round cake tins.
- Sift together the dry ingredients into a large mixing bowl.
- Blend the oil, eggs, milk and vanilla essence until smooth in a separate bowl, then stir in the bananas. Add to the dry ingredients and stir well.
- Pour equal amounts into the prepared tins. Bake for 20 minutes, then cool completely on a wire rack. Sprinkle with the caster sugar. Turn one of the cooled cakes upside down, and spread the yogurt on its bottom side. Put the other cake on top, right side up, to make a sandwich.



Molasses cake

serves 8–10

ingredients

1.1kg/2½lb plain flour	1 tablespoon bicarbonate of soda
250g/9oz butter	3 tablespoons warm water
250g/9oz sugar	225ml/8fl oz sour milk
2 teaspoons ground ginger	450g/1lb molasses

- Preheat the oven to 190°C/375°F/Gas mark 5. Grease a 23cm/9in round cake tin.
- Sift the flour in a large bowl, and rub in the butter until the mixture resembles fine breadcrumbs, then mix in the sugar and the ginger.
- Dissolve the bicarbonate of soda in the warm water. Stir in the sour milk and molasses. Add to the flour mixture to make a fairly sticky dough.
- Work the dough thoroughly, and put in the prepared cake tin. Bake in the oven for 50 minutes. Leave to cool in the tin for 30 minutes before turning out to cool completely.

Pineapple upside-down cake

serves 6

ingredients

425g/15oz canned unsweetened pineapple pieces, drained with juice reserved	<i>For the sponge</i>
4 teaspoons cornflour	50ml/2fl oz sunflower oil
50g/2oz soft brown sugar	75g/3oz soft brown sugar
50g/2oz margarine or butter	150g/5oz plain flour
grated zest of 1 lemon	2 teaspoons baking powder
	1 teaspoon ground cinnamon

- Preheat the oven to 180°C/350°F/Gas mark 4. Grease a deep 18cm/7in cake tin.
- Mix the reserved juice from the pineapple with the cornflour until it forms a smooth paste. Put the paste in a saucepan with the sugar, butter or margarine, and 125ml/4fl oz water. Stir over a low heat until the sugar has dissolved. Bring to the boil and simmer for 2–3 minutes until thickened. Set aside to cool slightly.
- To make the sponge, put the oil, sugar and 150ml/5fl oz water in a saucepan. Heat gently until the sugar has dissolved – do not allow to boil. Remove from the heat and leave to cool. .
- Sift the flour, baking powder and cinnamon into a bowl. Pour over the cooled sugar syrup, and beat well to form a batter.
- Put the pineapple pieces and lemon zest on the bottom of the prepared tin, and pour over 4 tablespoons pineapple syrup. Spoon the sponge batter on top.
- Bake in the oven for 35–40 minutes until set. Invert onto a plate, leave to stand for 5 minutes, then remove the tin. Serve with or without the remaining syrup.

Coffee & walnut cake

serves 8

ingredients

100g/4oz butter, softened	150ml/5fl oz strong espresso coffee
300g/11oz caster sugar	200g/7oz shelled walnuts, finely chopped
2 eggs, lightly beaten	
200g/7oz flour, sifted with 1 tablespoon baking powder	

- Preheat the oven to 180°C/350°F/Gas mark 4. Grease a 20cm/8in square cake tin.
- Cream the butter and sugar together in a large mixing bowl until light and fluffy, then beat in the eggs. Add the flour alternately with the coffee until the mixture is soft and smooth. Add the nuts and mix well.
- Pour the mixture into the prepared cake tin, and bake in the oven for 1 hour. Leave to cool in the tin for 10 minutes, then turn out onto a wire rack to cool completely. Serve with after-dinner coffee.



Brandied chocolate cake

serves 8–10

ingredients

100g/4oz dark chocolate (at least 70% cocoa solids, broken into small pieces)	100g/4oz caster sugar
2 tablespoons strong black coffee	100g/4oz plain flour, sifted
4 eggs	4 tablespoons brandy
	whipped cream or ice cream, to serve

- Preheat the oven to 180°C/350°F/Gas mark 4. Grease a 20cm/8in round springform cake tin.
- Melt the chocolate in a heatproof bowl set over a pan of simmering water. Stir in the coffee and put aside until cooled.
- Beat the eggs, gradually beat in the sugar and continue beating until soft and creamy. Fold in the flour alternately with the cooled chocolate mixture.
- Pour the mixture into the prepared tin, and bake in the oven for 30–35 minutes. Leave in the tin to cool for 10 minutes before turning out onto a wire rack. While the cake is still warm, sprinkle the brandy over, then chill overnight. Serve with whipped cream or ice cream.

Butterfly cakes

serves 4–6

ingredients

100g/4oz butter, softened
150g/5oz caster sugar
175g/6oz self-raising flour, sifted
125ml/4fl oz milk
2 teaspoons vanilla essence
2 eggs
125ml/4fl oz double cream,
whipped to soft peaks
100g/4oz strawberry jam
icing sugar, to dust

- Preheat the oven to 180°C/350°F/Gas mark 4. Line a 12-hole shallow muffin tin with paper cases.
- Put the butter, sugar, flour, milk, vanilla essence and eggs in a bowl, and beat with an electric mixer on a low speed for 2 minutes or until well mixed. Increase the speed and beat for another 2 minutes or until smooth and pale.
- Divide the mixture evenly among the cases, and bake for 20 minutes or until cooked and golden. Transfer to a wire rack to cool completely.
- Using a small sharp knife, cut shallow round 'lids' from the top of each cake. Cut these in half, keeping in pairs. Spoon about ½ tablespoon cream into the hole in the top of each cake, then top with a teaspoon of jam. Position two halves of the cake tops in the jam to resemble butterfly wings. Dust the cakes with icing sugar before serving.

Bermuda cheesecake

serves 6–8

ingredients

75g/3oz butter	75g/3oz cocoa powder
400g/14oz caster sugar	1½ teaspoons vanilla essence
250g/9oz digestive biscuit crumbs	2 eggs
500g/1lb 2oz cream cheese	250g/9oz sour cream

- Preheat the oven to 180°C/350°F/Gas mark 4.
- Melt the butter in a pan, and stir in 25g/1oz of the caster sugar and the biscuit crumbs, mixing thoroughly. Press the mixture over the bottom of a 20cm/8in round springform cake tin and chill while preparing the filling.
- Beat the cream cheese until smooth. Beat in 350g/12oz of the sugar, then gradually add the cocoa powder, 1 teaspoon of the vanilla essence and the eggs. When smooth, pour into the crumb crust, and bake for 35 minutes.
- Combine the sour cream with the remaining sugar and vanilla essence. Spread the mixture over the top of the cheesecake, and bake for another 10 minutes. Remove from the oven, cool and chill overnight.



Seed cake

serves 6–8

ingredients

100g/4oz butter	• Preheat the oven to 170°C/ 325°F/Gas mark 3. Grease a 20cm/8in round cake tin, and line with greaseproof paper.
150g/5oz caster sugar	• Cream the butter and sugar together until white and fluffy, then add each egg separately.
2 eggs	• Gradually stir in the flour, cornflour, caraway seeds, baking powder, cherries and vanilla essence, mixing until smooth.
150g/5oz flour, sifted	• Pour the mixture into the prepared cake tin, and bake in the oven for 1¼ hours. Turn the cake out onto a wire rack to cool.
25g/1oz cornflour	
2 teaspoons caraway seeds	
½ teaspoon baking powder	
50g/2oz glacé cherries, finely chopped	
½ teaspoon vanilla essence	

Rich fruit cake

serves 8–10

ingredients

450g/1lb sultanas	2 tablespoons apricot jam
375g/13oz raisins, chopped	2 tablespoons treacle
225g/8oz currants	1 tablespoon grated lemon zest
225g/8oz glacé cherries, quartered	4 eggs
250ml/9fl oz brandy, plus extra	300g/11oz plain flour, sifted
1 tablespoon, to glaze	1 teaspoon ground ginger
225g/8oz butter	1 teaspoon mixed spice
200g/7oz Demerara sugar	1 teaspoon ground cinnamon

- Put the sultanas, raisins, currants and cherries in a bowl with the 250ml/9fl oz brandy, and soak overnight.
- Preheat the oven to 150°C/300°F/Gas mark 2. Lightly grease and line a deep 23cm/9in round cake tin.
- Using an electric mixer, beat the butter and sugar in a large bowl until just combined. Beat in the jam, treacle and lemon zest. Add the eggs, one at a time, beating after each addition.
- Stir the fruit, flour and spices alternately into the mixture, mixing until the ingredients are combined.
- Spoon the mixture into the tin, and smooth the surface. Tap the tin on the bench to remove any air bubbles. and level the surface with wet hands.
- Bake for 3–3¼ hours. Brush the surface with the extra tablespoon of brandy. Cover the top of the cake with baking parchment, and wrap in a tea towel. Allow to cool completely before turning out of the tin.
- To store, wrap the cake in a double thickness of greaseproof paper, and keep in an airtight tin. Leave to 'mature' for a few days before eating.

Date & apple muffins

serves 6–12

ingredients

150g/5oz self-raising wholemeal flour	2 tablespoons pear and apple spread
150g/5oz self-raising white flour	1 egg, lightly beaten
1 teaspoon ground cinnamon	1 dessert apple, peeled, cored and diced
1 teaspoon baking powder	75g/3oz chopped dates
25g/1oz margarine, softened	1 tablespoon chopped pecan nuts
75g/3oz muscovado sugar	
250ml/9fl oz apple juice	

- Preheat the oven to 200°C/400°F/Gas mark 6. Arrange 12 paper cake cases in a 12-hole muffin tin.
- Put the wholemeal flour in a bowl. Sift in the white flour, cinnamon and baking powder. Rub in the margarine until the mixture resembles breadcrumbs, then stir in the muscovado sugar.
- Stir a little of the apple juice into the pear and apple spread until smooth. Mix in the remaining juice, then add to the flour mixture with the egg. Add the chopped apple and dates. Mix quickly until just combined.
- Divide the mixture among the muffin cases. Sprinkle with the nuts and bake for 20–25 minutes until golden brown and firm in the middle.
- Transfer to a wire rack, and serve while still warm.



Almond cake

serves 8

ingredients

175g/6oz almonds, blanched	175g/6oz plain flour, sifted
grated zest of 1 lemon	175g/6oz butter
3 eggs, lightly beaten	175g/6oz granulated sugar

- Preheat the oven to 170°C/325°F/Gas mark 3. Grease a 23cm/9in tart tin.
- Using a large mortar and pestle, pound the almonds with the lemon zest. Add the remaining ingredients gradually, pounding together to form a thick paste. Spread the paste evenly into the tart tin, and bake in the oven for 1 hour or until the cake is golden on top. Cool on a wire rack.

Chocolate cake

serves 10

ingredients

100g/4oz butter, softened

100g/4oz caster sugar

50g/2oz icing sugar

2 eggs, lightly beaten

1 teaspoon vanilla essence

75g/3oz blackberry jam

150g/5oz self-raising flour, sifted

50g/2oz cocoa powder

1 teaspoon bicarbonate of soda

225ml/8fl oz milk

For the chocolate butter cream

50g/2oz dark chocolate (at least
70% cocoa solids), broken into
small pieces

25g/1oz butter

3 teaspoons double cream

3 teaspoons icing sugar, sifted

- Preheat the oven to 180°C/350°F/Gas mark 4. Lightly grease a 20cm/8in square cake tin, and line with greaseproof paper.
- Cream the butter and sugars in a small bowl with an electric beater until light and fluffy. Add the eggs gradually, beating thoroughly after each addition. Beat in the vanilla and jam. Transfer to a large bowl.
- Sift together the flour, cocoa and bicarbonate of soda. Using a wooden spoon, fold the flour mixture into the butter alternately with the milk. Stir until the mixture is just combined and almost smooth.
- Pour into the prepared tin, and smooth the surface. Bake for 45 minutes until a skewer inserted into the centre of the cake comes out clean. Remove from the oven and leave in the tin for 15 minutes before turning onto a wire rack to cool completely.
- To make the butter cream, stir the ingredients in a small pan over a low heat until smooth and glossy. Spread over the top of the cooled cake using a flat-bladed knife. Allow to set.

Chocolate chip muffins

serves 4–6

ingredients

100g/4oz soft margarine	5 tablespoons milk
225g/8oz caster sugar	275g/10oz plain flour
2 large eggs	1 teaspoon bicarbonate of soda
150ml/5fl oz full-fat Greek-style yogurt	175g/6oz dark chocolate chips

- Preheat the oven to 190°C/375°F/Gas mark 5. Line a 12-hole muffin tin with paper cases.
- Using a wooden spoon, cream the margarine and sugar in a mixing bowl until light and fluffy. Beat in the eggs, yogurt and milk until combined. Sift together the flour and bicarbonate of soda, and add to the mixture with the chocolate chips. Stir until just blended.
- Spoon the mixture into the paper cases, and bake in the oven for 25 minutes. Leave to cool in the tin for 5 minutes, then transfer the muffins to a wire rack to cool.



Bramble scones

serves 8

ingredients

450g/1lb self-raising flour	75g/3oz caster sugar
1/2 teaspoon salt	225g/8oz frozen blackberries
2 teaspoons baking powder	200ml/7fl oz buttermilk
75g/3oz butter, cubed	1 egg, beaten

- Preheat the oven to 220°C/425°F/Gas mark 7.
- Sift the flour, salt and baking powder together in a large bowl. Rub in the butter until the mixture resembles breadcrumbs. Stir in the sugar and frozen blackberries. Stir in the buttermilk to form a firm dough.
- Knead the dough very lightly. Roll out on a floured surface to 2.5cm/1in thick. Using a 6.5cm/2½in cutter, stamp into rounds, being careful not to cut through the blackberries. Knead and re-roll as necessary.
- Put the scones on a greased baking tray, and brush the tops with beaten egg. Bake in the oven for about 10 minutes until well risen and golden brown. Serve while still hot.

Chocolate roulade

serves 6

ingredients

150g/5oz dark chocolate (at least
70% cocoa solids)
6 eggs
175g/6oz caster sugar
25g/1oz plain flour
1 tablespoon cocoa powder
icing sugar, to dust

For the filling

300ml/10fl oz double cream,
whisked
75g/3oz strawberries, sliced

- Preheat the oven to 200°C/400°F/Gas mark 6. Line a 38 x 25cm/15 x 10in Swiss roll tin with greaseproof paper.
- In a small saucepan over a medium heat, melt the chocolate in 2 tablespoons water, stirring constantly. Leave to cool slightly.
- Put the eggs and sugar in a bowl, and whisk for 10 minutes or until the mixture is pale and foamy. Whisk in the chocolate in a thin stream. Sift the flour and cocoa together, and fold into the mixture. Pour into the tin and level the top.
- Bake in the oven for 12 minutes. Dust a sheet of greaseproof paper with a little icing sugar, turn the roulade onto it and peel off the lining parchment. Roll up the roulade with the fresh paper inside. Put on a wire rack, cover with a damp tea towel and leave to cool.
- To finish, unroll the roulade and spread with the cream. Scatter with the strawberries and re-roll. Put on a plate and dust with icing sugar. Serve cut into slices.

Potato apple cake

serves 2

ingredients

- | | |
|---|---|
| 450g/1lb cooked potatoes,
mashed | 25g/1oz butter, plus extra
for basting |
| 100g/4oz plain flour, sifted | sprinkling of caster sugar |
| ½ teaspoon salt | |
| 1–2 Bramley cooking apples,
peeled, cored and sliced | |

- Mix together the potatoes, flour and salt. Roll the potato mixture into a round about 2cm/1in thick. Divide into four, and put a couple of layers of apple on top of two of the sections, then sandwich the other two sections on top. Pinch around the edges to seal.
- Melt the 25g/1oz butter in a non-stick frying pan over a medium heat. Cook the cake on both sides for about 20 minutes until browned. Remove the top sections and dot the apple with butter. Sprinkle with sugar. Replace the tops and return to the pan until the butter has melted. Remove carefully to warmed plates, and serve immediately.



Lemon chocolate cake

serves 8

ingredients

- | | |
|--------------------------------------|--------------------------------|
| 100g/4oz butter | pinch of salt |
| 225g/8oz soft brown sugar | 100g/4oz sour cream |
| grated zest of 1 lemon | |
| 2 eggs | <i>For the topping</i> |
| 75g/3oz plain chocolate, grated | 2 tablespoons icing sugar |
| 300g/11oz self-raising flour, sifted | 1 tablespoon grated lemon zest |

- Preheat the oven to 180°C/350°F/Gas mark 5. Grease a 23 x 13cm/9 x 5in loaf tin.
- Cream the butter, sugar and lemon zest together. Add the eggs and beat well. Mix in the chocolate. Sift the flour and salt together, and add to the mixture alternately with the sour cream. Beat well.
- Pour the mixture into the loaf tin, and sprinkle with the icing sugar and lemon zest. Bake for 50–60 minutes until cooked. Cool on a wire rack.

Pecan & raisin muffins

serves 6

ingredients

350g/12oz plain flour	50ml/2fl oz corn oil
1 tablespoon baking powder	¼ teaspoon vanilla essence
pinch of salt	75g/3oz pecan nuts,
100g/4oz caster sugar	roughly chopped
2 eggs	75g/3oz raisins
150ml/5fl oz milk	

- Preheat the oven to 190°C/375°F/Gas mark 5. Grease a 12-hole muffin tin.
- Sift the flour, baking powder and salt into a bowl. Mix in the sugar and make a well in the centre. Lightly beat the eggs with the milk, oil and vanilla essence, and pour into the centre of the dry ingredients. Mix quickly to blend the flour with the liquid. Do not overmix – the mixture should look slightly lumpy. Lightly stir in the nuts and raisins.
- Divide the mixture equally in the muffin tin and bake for 25 minutes or until well risen, golden brown and cooked through. Leave in the tin to cool for a few minutes. Serve warm or cold.



Spiced date & walnut cake

serves 8

ingredients

300g/11oz wholemeal self-raising flour	50g/2oz walnuts, chopped
2 teaspoons mixed spice	4 tablespoons sunflower oil
150g/5oz dates, chopped	100g/4oz dark muscovado sugar
	300ml/10fl oz skimmed milk

- Preheat the oven to 180°C/350°F/Gas mark 4. Grease a 900g/2lb loaf tin, and line with greaseproof paper.
- Sift together the flour and spice, tipping any bran in the sieve into the bowl. Stir in the dates and walnuts.
- Mix the oil, sugar and milk together. Stir evenly into the dry ingredients. Spoon the mixture into the prepared tin.
- Bake in the oven for 40–45 minutes until firm and golden brown. Turn out the cake, remove the lining paper and leave to cool on a wire rack.

Rock cakes

serves 10

ingredients

75g/3oz butter, cubed	½ teaspoon ground ginger
225g/8oz self-raising flour	1 egg
100g/4oz caster sugar	50ml/2fl oz milk
75g/3oz mixed dried fruit	

- Preheat the oven to 200°C/400°F/Gas mark 6. Grease two baking trays.
- Sift the flour into a large bowl, and rub in the butter with your fingertips until the mixture resembles fine breadcrumbs. Stir in the sugar, dried fruit and ginger.
- In a bowl, whisk together the egg and milk. Add the dry ingredients and mix to a stiff dough. Drop rough heaps of mixture, about 3 tablespoons at a time, onto the baking trays. Bake for 10–15 minutes until golden. Cool on a wire rack.



Madeira cake

serves 8

ingredients

175g/6oz butter, softened	150g/5oz self-raising flour, sifted
175g/6oz caster sugar	100g/4oz plain flour
3 eggs, lightly beaten	2 tablespoons milk
2 teaspoons finely grated orange zest	

- Preheat the oven to 160°C/325°F/Gas mark 3. Lightly grease a 20 x 10 x 7cm/8 x 4 x 2½in loaf tin, and line the bottom and sides with greaseproof paper.
- Using an electric mixer, cream the butter and sugar in a small bowl until light and fluffy. Add the eggs gradually, beating thoroughly after each addition. Add the zest and mix through. Transfer to a large bowl. Fold in both flours and the milk with a metal spoon. Stir until smooth.
- Spoon into the loaf tin and smooth the surface. Bake for 50 minutes or until a skewer inserted into the centre comes out clean. Cool the cake in the tin for 10 minutes, then turn out onto a wire rack to cool completely.

Plum cake

serves 10–12

ingredients

450g/1lb butter	450g/1lb raisins
450g/1lb soft brown sugar	450g/1lb currants
12 eggs	225g/8oz mixed peel
450g/1lb plain white flour	grated zest and juice of 1 lemon
225g/8oz ground almonds	175ml/6fl oz whisky
450g/1lb sultanas	

- Preheat the oven to 180°C/350°F/Gas mark 4. Carefully line a 30cm/12in round cake tin with greaseproof paper.
- Cream the butter and sugar until light and fluffy. Add the eggs one at a time, beating well between each addition. Mix half of the flour and the almonds with the fruit and peel. Stir the other half of the flour into the cake mixture. Stir in the fruit with the lemon juice and zest, and mix well.
- Pour into the tin, smooth the top and bake for 2 hours. Allow to cool in the tin. Poke holes in the cake with a skewer, and pour the whisky over.

Raisin gingerbread

serves 8

ingredients

150g/5oz granulated sugar	50g/2oz pecan nuts, chopped
150ml/10fl oz molasses	1 egg, well beaten
150ml/10fl oz boiling water	175g/6oz plain flour, sifted
25g/1oz butter	1 teaspoon ground cinnamon
1 teaspoon bicarbonate of soda	1 teaspoon ground ginger
75g/3oz raisins	¼ teaspoon ground cloves

- Preheat the oven to 180°C/350°F/Gas mark 4. Grease a 23cm/9in round cake tin.
- Mix together the sugar, molasses and boiling water. While the mixture is still hot, stir in the butter and the bicarbonate of soda. Leave to cool. Add the raisins, nuts and egg.
- Sift together the flour and spices, and stir into the molasses mixture. Pour the mixture into the cake tin and bake for 35–40 minutes until an inserted skewer comes out clean. Turn out onto a wire rack to cool.

Madeleines

serves 6

ingredients

175g/6oz butter, melted and cooled

100g/4oz plain flour

2 eggs

175g/6oz caster sugar

1 teaspoon finely grated orange zest

2 tablespoons icing sugar, to dust

- Preheat the oven to 180°C/350°F/Gas mark 4. Lightly grease 12 holes in a madeleine tin. Dust the tin with flour, and shake off any excess.
- Combine the eggs and sugar in a heatproof bowl. Put the bowl over a pan of simmering water, and beat the mixture with a whisk or an electric beater until thick and pale yellow. Remove the bowl from the heat, and continue to beat the mixture until it has cooled slightly and increased in volume.
- Sift the flour three times onto baking parchment. Add the flour, butter and orange zest to the egg mixture, and fold in quickly and lightly with a metal spoon until just combined. Spoon the mixture carefully into the madeleine holes.
- Bake for 10–12 minutes until lightly golden. Carefully remove from the tin and place on a wire rack until cold. Dust with icing sugar before serving. Madeleines are best eaten on the day of baking.

Apple galettes

serves 8

ingredients

225g/8oz plain flour
350g/12oz butter, chopped,
125ml/4fl oz chilled water
8 cooking apples
175g/6oz caster sugar

- Put the flour and 225g/8oz of the butter in a bowl. Cut the butter into the flour using two knives until it resembles large crumbs. Gradually add the chilled water, stirring with a knife and pressing together until a rough dough forms.
- Turn onto a lightly floured work surface and roll into a rectangle. The dough is crumbly and hard to manage at this point. Fold the dough and re-roll several times. Wrap the pastry in cling film and refrigerate for 30 minutes, then fold and re-roll a few more times. Wrap again in cling film and refrigerate for another 30 minutes.
- Preheat the oven to 190°C/375°F/Gas mark 5. Roll the pastry until 3mm/½in thick. Cut into 8 x 10cm/4in rounds.
- Peel, core and slice the apples. Arrange in a spiral on the pastry. Sprinkle well with the caster sugar, and dot with the remaining butter. Bake on greased baking trays for 20–30 minutes until the pastry is crisp and golden. Serve warm with cream or ice cream.

Baklava

serves 8–10

ingredients

100g/4oz butter, melted
450g/1lb walnuts, finely chopped
50g/2oz caster sugar
pinch of ground cinnamon
275g/10oz filo pastry

For the syrup

juice of 1 lemon
150g/5oz sugar
½ teaspoon ground cinnamon

- Preheat the oven to 180°C/350°F/Gas mark 4. Lightly grease a 25cm/10in loose-bottomed cake tin.
- Mix together the walnuts, sugar and cinnamon in a bowl.
- Unfold the filo pastry, and cover with a damp tea towel to prevent it drying out. Brush a piece of the filo with melted butter, and fit it into the bottom of the tin with the buttered side down. Let the edges spill over and brush with butter. Repeat with three more buttered filo sheets, making sure that the whole tin is lined.
- Sprinkle with half of the nut mixture. Repeat with four more layers of buttered filo, then scatter the remaining nut mixture over them. Put two more layers of buttered filo on top, then fold the edges in and under.
- Cut the last two pieces of filo so they fit the tin, place on top and brush generously with butter. Bake for 40 minutes, then increase the temperature to 200°C/400°F/Gas mark 6. Bake for a further 20 minutes or until golden brown.
- To make the syrup, gently heat the lemon juice, sugar and cinnamon until the sugar has dissolved and the syrup has reduced slightly. Pour over the cooked baklava, and leave to cool in the tin for 1–2 hours. Cut into wedges and serve.

Filo rhubarb pie

serves 4

ingredients

500g/1lb 2oz pink rhubarb	1 tablespoon granulated sugar
1 teaspoon mixed spice	1 tablespoon low-fat spread
grated zest and juice of 1 orange	3 sheets filo pastry

- Preheat the oven to 200°C/400°F/Gas mark 6.
- Trim the leaves and ends from the rhubarb stems, and chop into 2.5cm/1in pieces. Put in a medium bowl. Add the mixed spice, orange zest and juice, and sugar, and toss well to coat evenly. Tip the rhubarb into a 1.2 litre/2pt pie dish.
- Melt the spread and brush over the filo sheets. Crumple the filo loosely, and place the pieces on top of the filling to cover.
- Put the dish on a baking tray, and bake the pie for 20 minutes until golden brown. Reduce the temperature to 180°C/350°F/Gas mark 4. Bake for 10–15 minutes more until the rhubarb is tender. Serve warm.

Coffee almond ice-cream cake

serves 8

ingredients

350g/12oz chocolate wafer crumbs	1 teaspoon vanilla essence
50g/2oz butter, melted	350g/12oz amaretti biscuits, crushed
350g/12oz coffee ice cream	100g/4oz slivered almonds, toasted
350g/12oz double cream	

- Lightly oil a 20cm/8in round springform cake tin.
- In a bowl, stir together the crumbs and butter with a fork until the mixture is well combined. Press the mixture onto the bottom of the prepared tin and 2.5cm/1in up its sides. Freeze for 30 minutes until firm.
- Spread the ice cream evenly on the crust, and return to the freezer for 30 minutes until the ice cream is firm.
- In a bowl, beat the cream with the vanilla essence using an electric mixer until it holds stiff peaks. Fold in the amaretti biscuits, and spread over the ice cream. Smooth the top of the cake, sprinkle with almonds and freeze for 30–45 minutes or until the top is firm.

Mississippi mud pie

serves 8

ingredients

225g/8oz plain flour
2 tablespoons cocoa powder
150g/5oz butter
25g/1oz caster sugar
450ml/¾pt double cream, whipped

For the filling
175g/6oz butter
350g/12oz muscovado sugar
4 eggs, lightly beaten
4 tablespoons cocoa powder, sifted
150g/5oz dark chocolate
300ml/10fl oz single cream
1 teaspoon chocolate essence

- To make the pastry, sift the flour and cocoa powder into a mixing bowl. Rub in the butter until the mixture resembles fine breadcrumbs. Stir in the sugar and enough cold water (about 2 tablespoons) to mix to a soft dough. Chill for 15 minutes.
- Preheat the oven to 190°C/375°F/Gas mark 5.
- Roll out the pastry dough on a lightly floured work surface, and use to line a greased 23cm/9in loose-bottomed flan tin. Line with foil and baking beans.
- Bake blind in the oven for 15 minutes. Remove the beans and foil, and cook for a further 10 minutes until crisp. Reduce the oven temperature to 170°C/325°F/Gas mark 3.
- To make the filling, beat the butter and sugar in a bowl, and gradually beat in the eggs with the cocoa powder. Melt the dark chocolate in a heatproof bowl set over a pan of simmering water, then beat the melted chocolate, single cream and chocolate essence into the egg mixture.
- Pour the mixture into the cooked pastry shell, and bake in the oven for 45 minutes or until the filling is set. Leave in the tin to cool completely, then transfer to a serving plate. Cover with the whipped cream, and chill before serving.

Frangipane tart

serves 10

ingredients

For the pastry

100g/4oz caster sugar
 50g/2oz ground almonds
 100g/4oz plain flour
 75g/3oz butter, cut into small dice
 1 large egg
 1 egg yolk
 grated zest of 1 small lemon
 2 teaspoons water
 pinch of salt

For the filling

50g/2oz butter
 50g/2oz caster sugar
 50g/2oz ground almonds
 50g/2oz white breadcrumbs
 1 large egg
 3 drops of almond essence
 4 tablespoons raspberry jam

- To make the pastry, put the sugar, almonds and flour into a blender or food processor, and whiz at full speed for a few seconds. Add the butter and work again until just blended. The mixture should resemble fine breadcrumbs.
- Add the egg and egg yolk, the lemon zest, 2 teaspoons water and a pinch of salt. Work again until the pastry balls. Wrap in cling film and refrigerate for 2 hours.
- Preheat the oven to 190°C/375°F/Gas mark 5.
- Roll out the chilled pastry, and use to line a greased 20cm/8in loose-bottomed tart tin. If it breaks it can be repaired by pressing with your fingers. Make the shell as even as possible, with a double thickness round the edges, and pushed right up to the top as it will shrink as it bakes. Be careful to press into the bottom edges to eliminate air between the tin and the pastry.
- To make the filling, put the butter, sugar, almonds and breadcrumbs into the blender and work briefly to mix. With the machine running on full speed, add the egg and almond essence until a smooth paste forms.
- Put the shell on a baking tray, prick the bottom with a fork and line with foil. Fill with baking beans and bake blind for 10 minutes.
- Remove the foil and beans, and leave to cool slightly, then fill the base with a layer of raspberry jam. Cover this with the almond paste. Scrape the surface smooth and level.
- Return to the oven and bake for 25–30 minutes until risen and lightly browned. Serve warm or at room temperature.

Rhubarb cake

serves 8–10

ingredients

10g/5oz butter
350g/12oz caster sugar
200g/7oz flour
2 teaspoons baking powder
pinch of salt
3 eggs, lightly beaten
grated zest and juice of 1 lemon
4 tablespoons milk
600g/1¼lb rhubarb, cut into
2.5cm/1 in lengths
1 teaspoon ground cinnamon

- Preheat the oven to 190°C/375°F/Gas mark 5. Grease a 20cm/8in springform cake tin.
- Cream the butter with 150g/5oz of the sugar until light and fluffy. Sift together the flour, baking powder and salt. Add to the flour mixture alternately with the eggs. Beat in the lemon zest and juice, then the milk. Put the mixture into the prepared cake tin, and level the top.
- Mix the rhubarb with the cinnamon and remaining sugar, and spread on top of the cake mixture. Bake in the oven for 40–45 minutes until the rhubarb is soft and the cake has shrunk slightly from the side of the tin. Leave to cool completely in the tin.

Lime meringue tarts

serves 6

ingredients

For the pastry

50g/2oz pistachio nuts
100g/4oz plain flour, sifted
pinch of salt
75g/3oz butter, diced
50g/2oz icing sugar
2 medium eggs

For the pastry

1 egg plus 3 egg yolks
grated zest and juice of 5 limes
200g/7oz caster sugar
150ml/5fl oz double cream

- Preheat the oven to 190°C/375°F/Gas mark 5. Grease and flour six tartlet tins measuring 8 x 2.5cm/3¼ x 1in.
- To make the pastry, chop the pistachios in a blender or food processor for 30 seconds. Add the flour, salt and butter, and pulse until the mixture resembles crumbs. Add the icing sugar and pulse to mix. Separate the eggs, put 1 egg white to one side for the meringue and discard the other. Add the yolks to the mixture, and pulse until it just holds together.
- Turn the dough on to a lightly floured work surface, and knead gently to bring the mixture together. Roll out the pastry and use to line the tins, pressing well into the edges and trimming off any excess pastry. Cover with cling film and chill for 30 minutes.
- Put the tins on a baking sheet, line with foil and fill with baking beans. Bake for 10 minutes. Remove the foil and beans, and bake for a further 10–12 minutes until just cooked. Remove from the oven, and reduce the temperature to 180°C/350°F/Gas mark 4.
- Meanwhile, to make the filling, put the egg and egg yolks into a small pan, add the lime zest and juice, 150g/5oz of the caster sugar and the cream. Cook over a medium heat for 5 minutes, stirring regularly, until the custard has thickened and is smooth. Pour into a large bowl and allow to cool. Spoon the lime filling into the pastry cases.
- Put the reserved egg white into a bowl and whisk until it stands in stiff peaks. Add the remaining sugar a little at a time, and continue to beat until the mixture is stiff and shiny. Put in a piping bag fitted with a round 1cm/½in nozzle, and pipe around the edge of the tarts.
- Bake the tarts for 10 minutes or until the meringue is hard to the touch. Serve hot or cold.

Chocolate pecan pie

serves 6

ingredients

For the pastry

275g/10oz plain flour
50g/2oz cocoa powder
100g/4oz icing sugar
pinch of salt
200g/7oz butter, diced
1 egg yolk

For the filling

350g/12oz shelled pecan nuts
75g/3oz butter
175g/6oz Demerara sugar
3 eggs
2 tablespoons double cream
2 tablespoons plain flour
75g/3oz dark chocolate (at least
70% cocoa solids)
1 tablespoon icing sugar, to dust

- Preheat the oven to 180°C/350°F/Gas mark 4.
- To make the pastry, sift the flour, cocoa, sugar and salt into a bowl and make a well in the centre. Put the butter and egg yolk in the well, and mix together, then gradually mix in the dry ingredients. Knead lightly into a ball. Cover with cling film and chill in the refrigerator for 1 hour.
- Unwrap the pastry and roll out on a lightly floured work surface. Use to line a 25cm/10in non-stick springform pie tin, and prick the base with a fork. Line the pastry shell with foil and fill with baking beans. Bake in the oven for 15 minutes. Remove from the oven, discard the beans and foil, and allow to cool. Leave the oven on.
- To make the filling, roughly chop 225g/8oz of the pecan nuts. Mix the butter with 50g/2oz of the Demerara sugar. Beat in the eggs one at a time, then add the remaining Demerara sugar and mix.
- Stir in the double cream, flour and chopped pecan nuts. Melt the chocolate in a heatproof bowl set over a pan of simmering water, then add to the mixture.
- Spoon the filling into the pastry shell, and smooth the surface. Cut the remaining pecan nuts in half, and arrange over the pie.
- Bake in the oven for 30 minutes, then cover the top of the pie with foil to prevent it burning and bake for a further 25 minutes. Remove the pie from the oven and let it cool slightly before removing from the tin and transferring to a wire rack to cool completely. Dust with the icing sugar.

Pumpkin pie

serves 8

ingredients

450g/1lb pumpkin
 2 eggs, lightly beaten
 150g/5oz Demerara sugar
 75ml/3fl oz cream
 1 tablespoon sweet sherry
 1 teaspoon ground cinnamon
 ½ teaspoon ground nutmeg
 ½ teaspoon ground ginger

For the pastry
 150g/5oz plain flour
 100g/4oz butter, cubed
 1 teaspoons caster sugar
 75ml/3fl oz iced water
 1 egg yolk, lightly beaten, to glaze
 1 tablespoon milk, to glaze

- Lightly grease a 23cm/9in round pie dish.
- Peel the pumpkin and discard the seeds. Chop the flesh into small chunks, and steam or boil for 10 minutes or until the pumpkin is just tender. Drain thoroughly, mash and set aside to cool.
- To make the pastry, sift the flour into a large bowl, and rub in the butter using your fingertips until the mixture resembles fine breadcrumbs. Stir in the caster sugar.
- Make a well in the centre, add almost all of the iced water and mix with a flat-bladed knife. Add the remaining water, a little at a time, if necessary to bring the dough together. Gather the dough into a ball, and roll out between two sheets of baking parchment until large enough to cover the base and side of the pie dish. Line the dish with the pastry, trim away any excess and crimp the edges. Chill the pastry-lined dish for about 20 minutes.
- Preheat the oven to 180°C/350°F/Gas mark 4.
- Cut a piece of baking parchment large enough to cover the pie dish. Use to line the pastry shell, then spread baking beans over the paper. Bake blind for 10 minutes, then remove the paper and beans. Return the pie shell to the oven for a further 10 minutes or until lightly golden. Do not turn the oven off.
- To make the filling, whisk the eggs and Demerara sugar in a large bowl. Add the cooled mashed pumpkin, cream, sherry, cinnamon, nutmeg and ginger, and stir thoroughly until combined. Pour the filling into the pastry shell, smooth the surface with the back of a spoon, then bake for 40 minutes or until set.
- Serve the pie warm with ice cream or whipped cream.

Fruit & nut torte

serves 8

ingredients

75g/3oz caster sugar
450g/1lb lemon sponge
500g/1lb 2oz ricotta cheese
100g/4oz plain chocolate-coated
almonds, finely chopped
75g/3oz soft nougat, finely chopped
50g/2oz mixed peel, finely chopped
finely grated zest of 1 orange
finely grated zest of 1 lemon
75g/3oz sultanas
2 tablespoons Amaretto or
orange liqueur
175g/6oz flaked almonds, toasted
icing sugar, to dust

- Put the caster sugar in a large pan with 150ml/5fl oz water. Heat gently, stirring occasionally, until the sugar has dissolved. Bring to the boil and boil rapidly without stirring for 10 minutes until syrupy. Leave to cool.
- Line a 23cm/9in round springform cake tin with foil. Cut the lemon sponge into very thin slices. Use to line the bottom and sides of the tin.
- Beat the cheese in a bowl, then gradually add 150ml/5fl oz of the sugar syrup, stirring constantly.
- Stir in the almonds, nougat, mixed peel, orange and lemon zests, sultanas and liqueur. Beat thoroughly, then spoon into the sponge-lined tin. Sprinkle with the toasted almonds. Cover with cling film and chill overnight before serving.

Biscuits & Sweet Treats

This chapter includes those bite-size treats that all the family loves, and are perfect for tea-time, picnics, children's lunchboxes or snacks at any time of day. Whether you are looking to satisfy your sweet craving with a crunchy cookie or wish to succumb to the indulgent pleasure of home-made Turkish delight, you will be sure to find it within this chapter.

Viennese chocolate fingers

serves 8

ingredients

100g/4oz butter
75g/3oz icing sugar
175g/6oz self-raising flour, sifted
25g/1oz cornflour
200g/7oz dark chocolate (at least
70% cocoa solids)

- Preheat the oven to 190°C/375°F/Gas mark 5. Lightly grease two baking trays.
- Cream the butter and sugar in a mixing bowl until light and fluffy. Gradually beat in the flour and cornflour.
- Melt 75g/3oz dark chocolate in a heatproof bowl set over a pan of simmering water. Beat the chocolate into the biscuit dough.
- Put the mixture in a piping bag fitted with a large star nozzle, and pipe fingers about 5cm/2in long on the baking trays, leaving room for spreading. Bake in the oven for 12–15 minutes.
- Remove from the oven, and leave to cool slightly on the baking trays, then transfer to a wire rack and allow to cool completely.
- Melt the remaining chocolate in a heatproof bowl set over a pan of simmering water, and dip one end of each biscuit in the chocolate, allowing the excess to drip back into the bowl.
- Put the biscuits on a sheet of baking parchment, and leave to set before serving.

Coconut sweet

serves 6

ingredients

75g/3oz butter
200g/7oz desiccated coconut
175ml/6fl oz condensed milk

- Put the butter in a heavy saucepan and melt over a low heat, stirring constantly. Add the desiccated coconut, stirring to mix. Stir in the condensed milk, and keep stirring continuously for 7–10 minutes.
- Remove the sepan from the heat, set aside and leave the coconut mixture to cool slightly.
- Once cool enough to handle, shape the mixture into long blocks and cut into equal-size rectangles. Leave to set for 1 hour.



Swiss biscuits

serves 6

ingredients

100g/4oz butter	300g/11oz plain flour
50g/2oz granulated sugar	¼ teaspoon bicarbonate of soda
1 egg	75g/3oz chopped walnuts
1½ tablespoons freshly squeezed orange juice	100g/4oz dark chocolate (at least 70% cocoa solids), coarsely grated
1 tablespoon grated orange zest	

- Grease a medium baking tray.
- Cream the butter and sugar until light and fluffy. Add the egg and beat well. Beat in the orange juice and grated zest. In a separate bowl, sift together the flour and bicarbonate of soda, then beat into the creamed mixture. Stir in the walnuts and chocolate. Wrap the mixture in cling film. Chill until firm enough to handle. Shape into a roll about 2.5cm/1in in diameter, wrap and chill again until very firm.
- Preheat the oven to 180°C/350°F/Gas mark 4.
- Cut the roll into slices about 1cm/½in thick, place on the baking tray and bake in the oven for 10–12 minutes. Remove from the oven, slide off the tray using a spatula and cool on a wire rack.

Spicy fruit biscuits

serves 10–12

ingredients

175g/6oz butter, softened

175g/6oz brown sugar

1 teaspoon vanilla essence

1 egg

250g/9oz plain flour, sifted

1 teaspoon mixed spice

½ teaspoon ground ginger

1 teaspoon baking powder

100g/4oz mincemeat

- Preheat the oven to 180°C/350°F/Gas mark 4. Line two baking trays with baking parchment.
- Using a hand-held mixer, cream the butter and sugar together in a small bowl until light and fluffy. Add the vanilla essence and egg, and beat until well combined. Transfer to a large bowl and add the sifted flour, mixed spice, ginger and baking powder.
- Using a knife, mix to a soft dough. Gather together, then divide the mixture into two portions.
- Roll one portion out into a rectangle about 3mm/¼in thick, and trim the edges. Repeat with the other dough portion. Chill both until just firm.
- Spread each dough rectangle with mincemeat, then roll up like a Swiss roll. Cut the rolls into slices about 1cm/½in thick. Put on the prepared trays, leaving space between each slice.
- Bake in the oven for 10–15 minutes until golden. Cool on the trays for 3 minutes before transferring to a wire rack to cool completely.

Almond shortbread

serves 8

ingredients

150g/5oz plain flour
75g/3oz ground almonds
175g/6oz butter
100g/4oz caster sugar, plus extra
for dusting
a few drops of almond essence
1 egg white, lightly beaten
50g/2oz flaked almonds

- Preheat the oven to 160°C/325°F/Gas mark 3. Lightly grease an 18 x 28cm/7 x 11 in shallow baking tin.
- Combine the flour and ground almonds in a bowl. Cut the butter into small pieces, and rub into the flour and almonds with your fingertips until the mixture resembles breadcrumbs.
- Stir in the sugar and almond essence, then squeeze the mixture together to form a dough. Put the dough in the prepared baking tin. Spread to the edges by pressing it down with a metal spoon.
- Lightly brush the top of the dough with egg white, and sprinkle the flaked almonds over. Bake for 30–35 minutes until lightly browned. Leave to cool in the tin, then cut into individual biscuits. Dust with a little extra sugar just before serving.

Peanut butter slices

serves 8

ingredients

100g/4oz crunchy peanut butter	3 eggs
200g/7oz butter, softened	225g/8oz plain flour
1 teaspoon vanilla essence	½ teaspoon salt
475g/1lb 1oz Demerara sugar	175g/6oz icing sugar, sifted

- Preheat the oven to 180°C/350°F/Gas mark 4. Grease a 23cm/9in square cake tin.
- Beat together the peanut butter, butter and vanilla essence. When well blended, add the sugar and beat until light and fluffy. Beat in the eggs, one at a time, then stir in the flour and salt, sifted together, until blended.
- Spread into the cake tin, and bake for about 35 minutes. Remove from the oven and leave to cool slightly in the tin.
- To make the icing, mix together the icing sugar and 2 teaspoons water. Drizzle over the mixture in the tin.
- When cold, cut into slices.



Orange & ginger cream cheese fudge

serves 6

ingredients

350g/12oz dark chocolate (at least 70% cocoa solids), broken into pieces	275g/10oz icing sugar, sifted
75g/3oz cream cheese	1 satsuma, peeled and chopped
	50g/2oz crystallized (candied) ginger, chopped

- Line a 10 x 8cm/4 x 3¼in baking tin with waxed paper.
- Put the chocolate in a small heatproof bowl over a pan of simmering water, and stir occasionally until melted.
- Gradually beat the melted chocolate into the cream cheese, and add the icing sugar a little at a time. Stir in the satsuma and ginger, and spoon the fudge into the baking tin. Refrigerate until firm.
- Cut out shapes or squares. Keep refrigerated, and eat within 7 days.

Easter nests

serves 4

ingredients

1 egg white	50g/2oz dark chocolate (at least 70% cocoa solids), grated
75g/3oz caster sugar	16 mini chocolate eggs
25g/1oz cornflour, sifted	

- Preheat the oven to 140°C/275°C/Gas mark 1. Line a baking tray with greaseproof paper.
- Whisk the egg white until stiff. Gradually whisk in half of the sugar, then fold in the remainder with the cornflour and chocolate.
- Transfer the mixture to a piping bag with a large star nozzle, and pipe 6.5cm/2½in nests onto the baking tray.
- Bake in the oven for 45 minutes. Leave to cool, then fill with mini chocolate eggs.



Chocolate & apricot squares

serves 6

ingredients

100g/4oz butter	200g/7oz plain flour, sifted
175g/6oz white chocolate, broken into small pieces	1 teaspoon baking powder
4 eggs	pinch of salt
100g/4oz caster sugar	100g/4oz ready-to-eat dried apricots, chopped

- Preheat the oven to 180°C/350°F/Gas mark 4. Lightly grease a 23cm/9in square cake tin and line the bottom with baking parchment.
- Melt the butter and chocolate in a heatproof bowl set over a saucepan of simmering water. Stir frequently with a wooden spoon until the mixture is smooth and glossy. Leave the mixture to cool slightly.
- Beat the eggs and caster sugar into the butter and chocolate mixture until well combined.
- Fold in the flour, baking powder, salt and apricots, and incorporate well.
- Pour the mixture into the tin, and bake in the oven for 25–30 minutes. The centre of the cake may not be completely firm, but it will set as it cools. Leave in the tin to cool.
- When completely cold, turn out and slice into squares or bars.

Traditional oat flapjacks

serves 12

ingredients

25g/1oz golden syrup
50g/2oz caster sugar
75g/3oz butter
175g/6oz rolled oats

- Preheat the oven to 170°C/325°F/Gas mark 3. Lightly grease a shallow baking tin.
- Melt the syrup, sugar and butter together in a heavy pan. Remove from the heat. Stir in the oats and mix well.
- Press the mixture firmly into the tin, and bake in the oven for about 35 minutes. Leave to cool in the tin slightly, then cut into generous portions while still warm.



Almond slices

serves 8

ingredients

3 eggs
75g/3oz ground almonds
200g/7oz milk powder
200g/7oz granulated sugar
½ teaspoon saffron threads,
crumbled
100g/4oz butter
1 tablespoon flaked almonds

- Preheat the oven to 160°C/325°F/Gas mark 3. Grease a shallow 15cm/6in ovenproof dish.
- Beat the eggs together in a bowl and set aside.
- Put the ground almonds, milk powder, sugar and saffron in a large mixing bowl, and stir well.
- Melt the butter in a small saucepan. Pour the melted butter over the dry ingredients, and mix well until thoroughly combined.
- Add the beaten eggs to the mixture, and mix well.
- Spread the mixture in the ovenproof dish, and bake for 45 minutes. Cut into slices, and decorate with the flaked almonds. Serve hot or cold.

Turkish delight

serves 6–8

ingredients

450g/1lb granulated sugar
 ¼ teaspoon tartaric acid
 200g/7oz icing sugar, sifted
 75g/3oz cornflour
 50g/2oz clear honey
 a few drops of rose water
 red food colouring

To coat

175g/6oz icing sugar
 1½ teaspoons bicarbonate of soda
 ¾ teaspoon citric acid

- Put the granulated sugar in a saucepan with 300ml/10 fl oz water. Heat gently, stirring continuously, until the sugar has dissolved.
- Bring to the boil, add the tartaric acid and remove from the heat.
- Put the icing sugar and cornflour in a saucepan, and gradually blend in 600ml/1pt water. Bring to the boil, stirring well until thick and syrupy.
- Reduce the heat and gradually beat in the sugar syrup. Bring to the boil, and boil steadily for 30 minutes until very pale golden and transparent.
- Beat in the honey and rose water, add a little colouring (add only a drop of two at a time, so that the Turkish delight is a delicate rose colour) and pour into an oiled 18cm/7in square tin. Leave to set.
- Sift together the coating ingredients, cut the Turkish delight into squares and toss in the coating.

Macadamia blondies

serves 12

ingredients

100g/4oz butter, cubed	1 teaspoon vanilla essence
100g/4oz white chocolate, broken into pieces	100g/4oz self-raising flour, sifted
100g/4oz caster sugar	75g/3oz macadamia nuts, roughly chopped
2 eggs, lightly beaten	

- Preheat the oven to 180°C/350°F/Gas mark 4. Lightly grease a 20cm/8in square tin and line with baking parchment, leaving the paper hanging over on two opposite sides.
- Put the butter and white chocolate in a heatproof bowl. Half-fill a saucepan with water, and bring to the boil. Remove from the heat. Place the bowl over the saucepan, making sure that the bottom of the bowl does not sit in the water. Stir occasionally until the butter and chocolate have melted and are smooth.
- Add the caster sugar to the bowl, and gradually stir in the eggs. Add the vanilla essence, fold in the flour and macadamia nuts, then pour into the prepared tin. Bake for 35–40 minutes. Leave to cool in the tin before lifting out and cutting into squares.



Truffles

makes 24

ingredients

175g/6oz dark chocolate (at least 70% cocoa solids)	50g/2oz icing sugar
2 tablespoons Amaretto	50g/2oz ground almonds
25g/1oz butter	50g/2oz milk chocolate, grated

- Melt the dark chocolate with the Amaretto in a heatproof bowl set over a saucepan of simmering water, stirring until well combined. Add the butter, and stir until it has melted.
- Stir in the icing sugar and ground almonds.
- Leave the mixture in a cool place until firm enough to roll into 24 balls.
- Put the grated chocolate on a plate and roll the truffles in the chocolate to coat them. Put the truffles in paper cases, and chill.

Apple brownies

serves 12

ingredients

225g/8oz butter, softened
 400g/14oz granulated sugar
 2 eggs, well beaten
 1 teaspoon vanilla essence
 475g/1lb 1oz plain flour
 1 teaspoon baking powder
 1 teaspoon ground cinnamon
 $\frac{3}{4}$ teaspoon salt
 500g/1lb 2oz baking apples,
 peeled, cored and chopped
 100g/4oz pecan nuts
 icing sugar, to dust

- Preheat the oven to 180°C/350°F/Gas mark 4. Grease a 23cm/9in square baking tin.
- In a large mixing bowl, cream the butter, sugar, eggs and vanilla essence using an electric mixer.
- Combine the flour, baking powder, cinnamon and salt, then add to the butter mixture. Mix until the flour is moistened. Fold in the apples and pecan nuts.
- Spread the mixture in the baking tin, and bake in the oven for 45 minutes. Allow to cool in the tin on a wire rack, then cut into squares and dust with icing sugar.

Date flapjacks

serves 12

ingredients

100g/4oz butter
 4 tablespoons clear honey
 175g/6oz rolled oats
 1 tablespoon sesame seeds
 100g/4oz chopped dates
 1 teaspoon ground cinnamon

- Preheat the oven to 180°C/350°F/Gas mark 4. Lightly grease a 20cm/8in square shallow baking tin.
- Melt the butter with the honey in a saucepan. Add the remaining ingredients, and mix thoroughly.
- Press the oat mixture into the baking tin, and bake for about 25 minutes until golden. Allow to cool on a wire rack, and cut into squares while still slightly warm.

Oatmeal cookies

serves 8

ingredients

225g/8oz raisins
475g/1lb 1oz plain flour
1 teaspoon baking powder
1 teaspoon ground cinnamon
½ teaspoon salt
175g/6oz butter
225g/8oz granulated sugar
2 eggs
475g/1lb 1oz oatmeal

- Preheat the oven to 190°C/375°F/Gas mark 5. Lightly grease a baking tray.
- Put the raisins in a saucepan, cover with water and cook until tender. Cool in their liquid.
- Sift the flour and add the baking powder, cinnamon and salt.
- Cream the butter and sugar until light and fluffy. Add the eggs, one at a time, beating well between each addition. Blend in the flour mixture. Add the oatmeal and fold in the raisins.
- Drop a teaspoonful of mixture at a time onto the baking tray. Bake for 10 minutes or until barely brown. Cool and store in layers, with waxed paper in between.



Chocolate crunch biscuits

serves 6

ingredients

100g/4oz milk chocolate,
broken into pieces
15g/½oz butter
50g/2oz praline, finely crushed

- Grease a 15cm/6in shallow, square baking tin, and line with waxed paper.
- Put the chocolate and butter in a small heatproof bowl over a pan of simmering water, and stir gently until melted.
- Remove the bowl from the heat, and stir in the praline.
- Pour the mixture into the baking tin, and leave to set.
- When set, cut into biscuit-size pieces, ready to serve.

Dutch macaroons

serves 10

ingredients

2 egg whites
225g/8oz caster sugar
175g/6oz ground almonds
225g/8oz dark chocolate (at least
70% cocoa solids)

- Preheat the oven to 180°C/350°F/Gas mark 4. Cover two baking trays with rice paper.
- Whisk the egg whites in a large mixing bowl until stiff, then fold in the sugar and almonds.
- Put the mixture in a large piping bag fitted with a 1cm/½in plain nozzle, and pipe fingers about 7.5cm/3in long, allowing space for the mixture to spread during cooking.
- Bake in the oven for 15–20 minutes until golden. Transfer to a wire rack and leave to cool. Remove the excess rice paper from around the edges.
- Melt the chocolate in a heatproof bowl set over a pan of simmering water. Dip the base of each biscuit into the chocolate. Put the macaroons on a sheet of baking parchment, and allow to set.
- Pipe any remaining chocolate over the biscuits in a drizzle pattern of stripes, and leave to set before serving.

Cranberry biscotti

serves 10

ingredients

500g/1lb 2oz plain flour
225g/8oz granulated sugar
½ teaspoon baking powder
½ teaspoon salt
75g/3oz butter, cubed
2 eggs
1 teaspoon vanilla essence
225g/8oz shelled pistachio nuts,
coarsely chopped
2 tablespoons dried cranberries

- Lightly grease a baking tray. In a large bowl, combine the flour, sugar, baking powder and salt. Using a pastry blender or two knives, cut the butter into the flour mixture until the mixture resembles coarse crumbs.
- Mix in the eggs, one at a time, until a stiff dough forms. Add the vanilla essence, and stir in the pistachios and cranberries.
- Divide the dough in half, and shape each half into a 30 x 5cm/12 x 2in log on the baking tray. Cover with cling film, and refrigerate the logs for at least 30 minutes.
- Preheat the oven to 190°C/375°F/Gas mark 5. Remove the cling film from the logs, and bake for 20–25 minutes until the edges start to brown. Cool the logs on the baking tray for 10 minutes.
- Reduce the oven temperature to 170°C/325°F/Gas mark 3. Transfer the logs to a cutting board, and cut crosswise diagonally into 1cm/½in thick slices. Using the same baking tray, arrange the slices so that they lie flat (cut side down) in a single layer.
- Bake the slices for 20–25 minutes, turning once, until they are light golden brown on both sides. Cool completely on a wire rack. Store in an airtight container.

Rosemary biscuits

serves 4–6

ingredients

50g/2oz butter, softened
50g/2oz caster sugar
grated zest of 1 lemon
4 tablespoons freshly squeezed
lemon juice
1 egg, separated
2 teaspoons finely chopped fresh
rosemary leaves
200g/7oz plain flour, sieved

- Lightly grease two baking trays.
- In a large mixing bowl, cream together the butter and sugar until pale and fluffy.
- Add the lemon zest and juice, then the egg yolk, and beat until they are thoroughly combined. Stir in the rosemary.
- Add the flour, mixing well until a soft dough is formed. Wrap and leave to chill for 30 minutes.
- Preheat the oven to 180°C/350°F/Gas mark 4.
- On a lightly floured work surface, roll out the dough thinly, then stamp out 25 circles with a 6cm/2½in biscuit cutter. Arrange the dough circles on the prepared baking trays.
- In a bowl, lightly whisk the egg white. Gently brush the egg white over the surface of each biscuit.
- Bake in the oven for about 15 minutes. Transfer the biscuits to a wire rack and leave to cool before serving.

Peanut-frosted brownies

serves 8

ingredients

225g/8oz plain flour
100g/4oz cocoa powder
½ teaspoon baking powder
pinch of salt
100g/4oz butter, softened
350g/12oz soft brown sugar
3 eggs
1 teaspoon vanilla essence
225g/8oz unsalted peanuts

For the peanut frosting
50g/2oz butter
225g/8oz icing sugar, sifted
2 tablespoons smooth peanut butter
1 tablespoon boiling water

- Preheat the oven to 180°C/350°F/Gas mark 4. Grease a 30 x 23cm/12 x 9in baking tin.
- Sift the flour, cocoa, baking powder and salt into a bowl. Cream the butter and sugar, then beat in the eggs and the vanilla essence. Stir in the dry ingredients, and beat until smooth. Fold in half of the nuts.
- Spoon the mixture into the greased tin, and bake for 30 minutes.
- To make the peanut frosting, cream the butter and gradually mix in the icing sugar until light and fluffy. Combine the peanut butter with the boiling water and stir into the mixture.
- When the brownies are cooked, spread with the frosting and decorate with the remaining nuts.



Peanut butter cornets

makes 8

ingredients

8 sugar ice-cream cones
100g/4oz milk chocolate,
broken into small pieces
4 tablespoons crunchy
peanut butter
15g/½oz unsalted peanuts,
finely chopped and toasted

- Slice about 2.5cm/1in off the top of each cone, and crush well. Reserve the cones.
- Put the chocolate and the peanut butter in a small saucepan, and heat very gently until melted. Stir in the crushed cone tops.
- Pour or spoon the mixture into the reserved cones, sprinkle with the peanuts and leave to set.

Marzipan cherries

makes 12

ingredients

12 glacé cherries
2 tablespoons brandy
250g/9oz marzipan

100g/4oz dark chocolate (at least
70% cocoa solids)

- Line a baking tray with baking parchment.
- Cut the cherries in half, and put in a small bowl. Add the brandy and stir well to coat. Leave for at least 1 hour, stirring occasionally.
- Divide the marzipan into 24 pieces, and roll each piece into a ball. Press half a cherry into the top of each marzipan ball.
- Break the chocolate into pieces, place in a heatproof bowl and set over a pan of simmering water. Stir until all the chocolate has melted.
- Dip each sweet into the melted chocolate using a cocktail stick, allowing the excess to drip back into the bowl. Put the chocolate-coated marzipan cherries on the baking tray, and chill in the refrigerator until set.



Brandy snaps

serves 6

ingredients

75g/3oz caster sugar
25g/1oz butter
1 tablespoon golden syrup
25g/1oz plain flour

2 teaspoons ground ginger
freshly whipped cream, sweetened
with a little icing sugar, to serve

- Preheat the oven to 150°C/300°F/Gas mark 2. Lightly grease a baking tray.
- Beat the sugar with the butter and golden syrup until light and thick. Sift in the flour and ginger, and stir together. Divide into 12 equal parts, then roll each one into a small ball and put on the baking tray. Bake for 10–15 minutes until they have spread into lacy golden brown biscuits.
- Allow to cool briefly, then lift them off, one at a time. At this point they will be pliable. Wrap them, one at a time, around the handle of a wooden spoon to bend in half. They should set hard very quickly.
- When ready to serve, pipe whipped cream into each brandy snap.

Coconut ice

serves 4–6

ingredients

450g/1lb granulated sugar
150ml/5fl oz milk
150g/5oz desiccated coconut
a few drops of red food colouring

- Grease a 20 x 15cm/8 x 6in shallow tin.
- Put the sugar and milk in a large saucepan and heat gently, stirring, until the sugar has dissolved. Bring to the boil, and boil steadily to 116°C/240°F, the soft-ball stage.
- Remove immediately from the heat, and stir in the coconut. Quickly pour half of the mixture into the greased tin. Add a few drops of red food colouring to the remaining mixture, stir through and quickly but carefully pour over the first layer. Leave to cool, and mark into squares while still slightly warm. Leave to set completely, and cut into bite-size pieces.



Easter biscuits

serves 4–8

ingredients

125g/4oz butter
75g/3oz caster sugar
1 egg, separated
200g/7oz plain flour
pinch of salt
½ teaspoon mixed spice
½ teaspoon ground cinnamon
50g/2oz currants
25g/1oz chopped mixed peel
2 tablespoons milk
caster sugar for sprinkling

- Preheat the oven to 200°C/400°F/Gas mark 6. Lightly grease two baking trays.
- Cream together the butter and sugar, and beat in the egg yolk.
- Sift together the flour, salt and spices. Fold into the creamed mixture with the currants and peel. Add the milk to form a soft dough.
- Knead lightly on a floured work surface, and roll out to 8mm/¼in thick. Cut out using a 6cm/2½in fluted cutter, and put on the baking trays.
- Bake in the oven for 10 minutes, then brush with egg white and sprinkle with caster sugar. Return to the oven for a further 10–15 minutes.
- Remove from the oven, and carefully slide onto a wire rack to cool.

Tollhouse cookies

makes about 20

ingredients

175g/6oz butter, softened
100g/4oz Demerara sugar
100g/4oz granulated sugar
2 eggs, lightly beaten
1 teaspoon vanilla essence
275g/10oz plain flour
1 teaspoon bicarbonate of soda
300g/11oz dark chocolate chips
100g/4oz pecan nuts,
roughly chopped

- Preheat the oven to 190°C/375°F/Gas mark 5. Line two baking trays with baking parchment.
- Cream the butter and sugars in a bowl with an electric beater until light and fluffy.
- Gradually add the eggs, beating well after each addition. Stir in the vanilla, then the sifted flour and bicarbonate of soda until just combined. Mix in the chocolate chips and pecan nuts.
- Drop tablespoonfuls of the mixture onto the trays, leaving room for spreading. Bake the cookies for 8–10 minutes until lightly golden. Cool slightly on the trays before transferring to a wire rack to cool completely.

Highball cups

makes 10

ingredients

100g/4oz dark chocolate (at least 70% cocoa solids), broken into pieces 2 teaspoons whisky
100g/4oz fudge 2 teaspoons chopped preserved stem ginger

- Melt the chocolate in a heatproof bowl set over a pan of simmering water, then pour evenly between 10 small foil sweet cases or bonbon cups. Tilt the cases to coat the entire inside. When set, remove the cases.
- Put the fudge in a small heatproof bowl over a pan of simmering water, and stir until melted.
- Remove the bowl from the pan, and stir in the whisky. Cool slightly.
- Divide the ginger between the chocolate cups, and spoon some fudge into each one. Leave to set.



Nougat

serves 4–6

ingredients

75g/3oz clear honey 3 egg whites
50g/2oz granulated sugar 225g/8oz mixed chopped glacé cherries, angelica and almonds
50g/2oz liquid glucose

- Line an 18cm/7in square tin with rice paper.
- Leave the honey to melt in a small bowl over a pan of simmering water.
- Gently heat the sugar and 150ml/5fl oz water in a saucepan, stirring continuously, until the sugar has dissolved. Add the glucose, bring to the boil, and boil steadily.
- Pour the honey into the sugar syrup, and continue boiling.
- Whisk the egg whites in a large bowl until very stiff, and gradually whisk in the hot syrup. Put the bowl over a pan of simmering water, and keep whisking until the mixture is very thick and firm.
- Remove the bowl from the heat, stir in the fruit and nuts, and turn the mixture into the tin. Cover the nougat with more rice paper, place a thick piece of card over the top, and weigh down overnight.
- Turn out and cut into bite-size squares.

Dips, Dressings, Sauces and Stocks

While you can buy most dips, sauces and dressings ready-made, it is disarmingly simple to make your own using quality fresh ingredients – and the results are delicious. Salad dressings, in particular, are very quick and easy to make. Classic dips are ideal for offering before a barbecue or at a party, or even just for a snack. Rich home-made stocks, although requiring more effort, undoubtedly have the edge over any shop-bought stock cubes, and are incredibly useful as the base for numerous soups, sauces and casseroles.

Spicy avocado dip

serves 6–10

ingredients

2 medium-ripe avocados
450ml/³/₄pt sour cream
1 bunch of spring onions,
chopped
½ teaspoon cayenne pepper
1½ tablespoons freshly squeezed
lemon juice
salt and freshly ground
black pepper

- Halve the avocados and remove the stones. Peel and discard the skin; roughly chop the flesh.
- Put the avocado, sour cream, onions, cayenne and 1 tablespoon of the lemon juice in a blender or food processor. Purée until smooth.
- Spoon into a serving bowl and season with salt and pepper. Add more lemon juice to taste. Cover with a layer of cling film pressed lightly on the surface of the dip, and chill until ready to serve.



Aubergine caviar

serves 8

ingredients

900g/2lb small aubergines
4 tablespoons olive oil
2 garlic cloves
1 teaspoon smoked paprika
3 large pitta breads
1 egg white
2 tablespoons cumin seeds
freshly ground black pepper

- Preheat the oven to 180°C/350°F/Gas mark 4.
- Dice the aubergine, and steam in a colander or a bamboo steamer over a pan of boiling water for 30 minutes.
- Heat the oil in a large heavy saucepan over a medium-high heat. Add the steamed aubergine, garlic and paprika. Season with pepper. Simmer for 10 minutes, stirring constantly, until the aubergine is soft.
- To prepare the pitta bread, split each into 2 rounds. Brush with the white of the egg and sprinkle with cumin seeds. Bake in the oven for 15 minutes until crisp. Serve with the aubergine caviar for dipping.

Guacamole

serves 8

ingredients

2 ripe avocados
juice of 1 lemon
2 tablespoons olive oil
1 small onion, finely chopped
1 garlic clove, crushed
225g/8oz tomatoes, peeled,
seeded and finely chopped

1 small fresh green chilli, seeded
and finely chopped
chopped fresh coriander leaves,
to garnish

- Halve the avocados and remove the stones. Peel and discard the skin. Roughly chop the flesh. Transfer to a bowl and, using a fork, mash with the lemon juice.
- Add the remaining ingredients, except for the coriander, and blend the mixture until smooth. Cover with a layer of cling film pressed lightly on the surface of the dip. Chill until needed.
- Garnish with the chopped coriander just before serving.



Taramasalata

serves 4

ingredients

225g/8oz smoked cod's roe
1 onion, finely grated
200ml/7fl oz olive oil

5 slices white bread, crusts
removed
juice of 3 lemons

- If the roe is fairly salty, soak the cod's roe in water for 2 hours, then drain thoroughly and peel off the skin. If the roe is not too salty and the skins are soft enough, however, simply peel off without soaking first.
- Using a fork, mash the cod's roe in a bowl, and add the onion. Add a little of the olive oil, then transfer to a blender or food processor. Purée into a smooth paste.
- Moisten the bread and gently squeeze out any excess water. Continue blending the cod's roe mixture, alternately adding small bits of moistened bread, the remaining olive oil and the lemon juice. Blend until the taramasalata is smooth and cream in colour. Serve with pitta bread.

Two-cheese dip

serves 8

ingredients

1 red pepper, halved and seeded
1 yellow pepper, halved and seeded
110g/4oz dolcelatte cheese
225g/8oz mascarpone cheese
1 tablespoon freshly squeezed lemon juice
4 small gherkins
salt and freshly ground black pepper

- Grill the peppers for about 5 minutes or until their skins are charred. When cool enough to handle, peel off and discard the skin, and chop the flesh finely.
- Using a fork, mash the dolcelatte in a bowl. Stir in the mascarpone and lemon juice, then add the peppers and gherkins. Season with salt and pepper, and serve with crudités or toasted flatbread such as pitta.

Salmon dip

serves 4

ingredients

3 tablespoons cream cheese
1 tablespoon horseradish sauce
125g/4½oz smoked salmon
squeeze of lemon juice
salt and freshly ground black pepper

- Mix the cream cheese with the horseradish. In a blender or food processor, purée the salmon and lemon juice, and add to the cream cheese mixture.
- Season with salt and pepper, and chill before serving.

Gorgonzola dip

serves 12

ingredients

225g/8oz Gorgonzola cheese
300ml/10fl oz whipping cream
1 tablespoon Worcestershire sauce
salt and freshly ground black pepper

- Mix the cheese and cream together using a wooden spoon, then beat well until thick and creamy.
- Stir in the Worcestershire sauce, and season with salt and pepper. Chill before serving with crudités or toasted flatbread such as pitta.

Anchovy dip

serves 6

ingredients

100g/4oz canned anchovy fillets, drained
2 garlic cloves, finely chopped
1 tablespoon mayonnaise
1 tablespoon olive oil
2–3 tablespoons freshly squeezed lemon juice
freshly ground black pepper
1 tablespoon chopped fresh parsley, to garnish

- Soak the anchovies in cold water for 10 minutes, then drain and pat dry with kitchen paper.
- In a blender or food processor, combine the anchovies, garlic and mayonnaise. Season with pepper. Gradually dribble the oil in a few drops at a time, stirring constantly until thick and smooth.
- Spoon into a serving dish, and stir in lemon juice to taste.
- Garnish with the parsley, and serve with crudité's or toasted flatbread such as pitta.



Anchovy & garlic dip

serves 8

ingredients

225g/8oz cream cheese, softened
150ml/10fl oz single cream
50g/2oz canned anchovy fillets in olive oil, drained
freshly ground black pepper

- Using a wooden spoon, beat the cheese and cream together until light and airy.
- Pat the anchovies dry on kitchen paper, and chop finely.
- Add the anchovies to the cream cheese mixture, and season with black pepper.
- Chill before serving with a selection of crudité's or toasted flatbread such as pitta.

Cucumber yogurt dip

serves 12

ingredients

500ml/18fl oz Greek-style yogurt
1 tablespoon olive oil
¾ tablespoon freshly squeezed
lemon juice
½ teaspoon finely chopped
fresh mint
1 small garlic clove, crushed
1 large cucumber, peeled,
seeded and grated
salt
chopped fresh flat-leaf parsley,
to garnish

- Mix together the yogurt, oil, lemon juice, mint, garlic and salt to taste.
- Stir in the cucumber, and chill for at least 1 hour.
- Sprinkle the parsley on top before serving with crudité's or toasted flatbread such as pitta.



Cucumber & herb dip

serves 6–8

ingredients

225g/8oz cream cheese,
softened
½ cucumber, finely shredded
25g/1oz Emmenthal cheese,
grated
½ teaspoon chopped fresh dill
½ teaspoon lemon juice
¼ teaspoon freshly minced garlic
salt and freshly ground
black pepper

- Mix all the ingredients in a blender or food processor until smooth, seasoning to taste.
- Transfer to a serving dish and chill for 2 hours or until ready to serve.
- Serve with crudité's or toasted flatbread such as pitta.

Curry & mayonnaise dip

serves 6

ingredients

150g/5oz mayonnaise
2 teaspoons curry powder
1 tablespoon grated onion
½ teaspoon dry mustard powder
1 teaspoon Tabasco sauce
salt and ground black pepper

- Mix all the ingredients together well, seasoning to taste. Chill for at least 2 hours.
- Serve with crudité's or toasted flatbread such as pitta.

Blue cheese & avocado dip

serves 6

ingredients

125g/4½oz blue cheese
125g/4½oz chopped avocado
1 tablespoon chopped fresh flat-leaf parsley
1 tablespoon chopped fresh chives
1 teaspoon chopped fresh chilli
2 tablespoons mayonnaise
salt and ground black pepper

- Blend or process all the ingredients together until smooth, seasoning to taste. Chill for at least 2 hours.
- Serve with crudité's or toasted flatbread such as pitta.

Garlic dip

serves 12

ingredients

6 garlic cloves
350g/12oz cold mashed potato
2 tablespoons freshly squeezed lemon juice
5 tablespoons olive oil
salt and freshly ground black pepper

- Using a mortar and pestle, mash the garlic with a generous pinch of salt until it is a smooth paste.
- Mix into the mashed potato, and blend until well combined.
- Stir in the lemon juice and olive oil. When smooth, season with salt and pepper. Cover and chill.
- Serve with crudité's or toasted flatbread such as pitta.

Chilli tomato dip

serves 12

ingredients

- 1 large onion, finely chopped
- 400g/14oz canned chopped tomatoes, drained
- 2 fresh green chillies, seeded and finely chopped
- 1 fresh red chilli, seeded and finely chopped
- 2 teaspoons granulated sugar
- 1 garlic clove, crushed
- ¼ teaspoon ground turmeric
- 1 teaspoon curry powder
- 125ml/4fl oz sunflower oil
- ½ teaspoon chilli powder

- Heat the oil in a pan over a low heat, add the onions and sweat gently. Add the tomatoes, and keep stirring until the tomatoes are broken up. Add the remaining ingredients, and stir well.
- Simmer for 20 minutes, stirring regularly to avoid the mixture catching on the bottom of the pan. Continue cooking until the liquid is nearly gone. Remove from the heat and allow to cool.
- Serve at room temperature with toasted flatbread such as pitta.



Tapenade

serves 12

ingredients

- 50g/2oz canned anchovies in olive oil
- 250g/9oz pitted black olives
- 2 tablespoons capers, rinsed and drained
- 4 tablespoons extra virgin olive oil
- squeeze of lemon juice
- 1 baguette, sliced and toasted

- Put the anchovies, capers and olives into a blender, and chop for a minute or so.
- With the motor running, gradually add the olive oil in a thin constant stream, then add the lemon juice.
- Transfer to a bowl and chill until needed. Serve on freshly toasted slices of baguette.

Note? Tapenade makes a good spread with other ingredients on sandwiches such as muffuletta, panini or focaccia; it can also be used as a condiment. It will keep for up to 2 weeks stored in a glass screwtop jar in the refrigerator.

Hummus

serves 8

ingredients

450g/1lb chickpeas
½ teaspoon baking powder
425g/15oz tahini
1 tablespoon freshly squeezed
lemon juice salt

- Soak the chickpeas in cold water overnight. Drain, put in a heavy saucepan and cover with water. Add the baking powder, bring to the boil and cook for 10 minutes. Reduce to a simmer, and cook for 1½–2 hours until the chickpeas are soft and mashable.
- Drain the chickpeas, put in a bowl and mash with a fork. Add the remaining ingredients and 200ml/7fl oz water. Mix well and chill for at least 3 hours before serving.



Mayonnaise

makes 300ml/10fl oz

ingredients

2 large egg yolks
1 teaspoon dry English mustard
powder
pinch of salt
300ml/10fl oz groundnut oil or
extra virgin olive oil
1 teaspoon white wine vinegar
freshly ground black pepper

- Put the egg yolks into a 900ml/1½pt basin with a narrow base. Add the mustard powder. Season with the pinch of salt and pepper, and mix well using a metal spoon.
- Using an electric whisk, gradually add the oil one drop at a time, whisking thoroughly between each addition. When the mixture begins to thicken, you can begin to add slightly more oil at a time.
- When about half the oil has been incorporated, add the vinegar. Pour in the remaining oil in a steady trickle, whisking all the time.
- Use straight away, or store in a screwtop jar in the refrigerator for no more than a week.

Garlic mayonnaise

makes 300ml/10fl oz

ingredients

4 garlic cloves, minced
2 large egg yolks
pinch of salt
250ml/9fl oz olive oil
juice of 1 small lemon
½ tablespoon boiling water

- Put the garlic, egg yolks and pinch of salt into a 900ml/1½pt basin with a narrow base. Mix well using a metal spoon.
- Using an electric whisk, gradually add the oil one drop at a time, whisking thoroughly between each addition. Once about half the oil is incorporated, start to add in drops of the lemon juice.
- When the mixture begins to thicken, you can begin to add slightly more oil at a time. The mixture should become thick and well combined.
- Stir in the boiling water to prevent the mayonnaise from separating. Use straight away, or store in a screwtop jar in the refrigerator for no more than a week.



Garlic & herb mayonnaise

serves 12

ingredients

1 garlic clove, crushed with salt
250g/9oz mayonnaise
1 tablespoon chopped fresh chives
1 tablespoon chopped fresh flat-leaf parsley
1 tablespoon freshly squeezed lemon juice

- Combine the crushed garlic with the mayonnaise and the remaining ingredients.
- Mix well and chill before serving. This mayonnaise is best used quickly because of the fresh herbs.

French vinaigrette

makes 150ml/5fl oz

ingredients

2 tablespoons red or white
wine vinegar
125ml/4fl oz light olive oil
1 teaspoon Dijon mustard
1 garlic clove
pinch of sugar
salt and freshly ground
black pepper

- Combine all the ingredients in a screw-top glass jar. Secure the lid firmly, and shake vigorously. Leave to infuse for 2 hours.
- Remove the garlic clove, then leave the vinaigrette overnight before using. It will keep for up to a week if stored in the refrigerator.



Lemon mustard vinaigrette

makes 150ml/5fl oz

ingredients

1 teaspoon Dijon mustard
3 tablespoons fresh lemon juice
125ml/4fl oz extra virgin
olive oil
salt and freshly ground
black pepper

- In a small bowl, whisk the mustard and lemon juice together.
- Whisking constantly, slowly drizzle in the olive oil until everything is combined and an emulsion forms. Season with salt and pepper, and let stand for 30 minutes.
- Use straight away, or store in a glass jar with a tight-fitting lid in the refrigerator for up to a week. Shake well before use.

Variations

- Add finely chopped fresh herbs such as parsley, basil, marjoram and mint.
- Sprinkle in some rinsed and drained capers, or some finely sliced gherkins or diced shallots.
- Add 1½ tablespoons roasting juices, with the oil drained, if using the dressing for a meat salad. Use straight away.

Béchamel sauce

makes 450ml/¾pt

ingredients

450ml/¾pt milk	50g/2oz butter
1 bay leaf	25g/1oz plain flour
10 whole black peppercorns	salt and freshly ground black pepper
1 slice onion, about 1cm/½in thick	

- Put the milk in a heavy saucepan over a low heat, and add the bay leaf, peppercorns and onion. Cook for about 5 minutes, letting it come slowly to simmering point. Remove the pan from the heat, and strain the milk into a jug, discarding the flavourings.
- Melt the butter gently in a separate pan. As soon as the butter melts, add the flour and, over a medium heat, stir quite vigorously using a wooden spoon to make a smooth paste, or roux.
- Add the milk a little at a time, stirring vigorously between each addition. When about half the milk is in, switch to a whisk and start adding more milk at a time, whisking briskly, until all the milk has been added.
- Reduce the heat to low, and let the sauce simmer gently for 5 minutes, whisking occasionally. Season with salt and pepper.



Barbecue sauce

makes 600ml/1pt

ingredients

2 tablespoons vegetable oil	350ml/12fl oz cider vinegar
1 onion, finely chopped	50ml/2fl oz Worcestershire sauce
3 garlic cloves, minced	75g/3oz golden granulated sugar
225ml/8fl oz tomato ketchup or tomato sauce	1 teaspoon chilli powder ½ teaspoon cayenne pepper

- Heat the oil in a saucepan over a medium heat. Add the onion and garlic, and sweat gently, stirring, for about 5 minutes.
- Add the ketchup or tomato sauce, vinegar, Worcestershire sauce, sugar, chilli powder and cayenne.
- Reduce the heat and simmer, partially covered, for about 20 minutes until the sauce has thickened slightly.

Tomato sauce

makes 600ml/1pt

ingredients

300ml/10fl oz white vinegar
1 teaspoon mixed spice
1.4kg/3lb ripe tomatoes, sliced
25g/1oz salt
100g/4oz golden granulated
sugar such as Demerara

- Put the vinegar and mixed spice in a stainless-steel or enameled saucepan. Bring to the boil and remove from the heat. Cover and leave to infuse for 3–4 hours.
- Put the tomatoes in a separate heavy saucepan over a medium heat, and simmer gently until pulpy.
- Rub the tomato pulp through a sieve into a bowl. Return the strained pulp to the cleaned pan. Add the salt and simmer gently until the mixture thickens. Add the sugar and infused vinegar, stirring until completely dissolved.
- Continue simmering, stirring occasionally, until the mixture is the consistency of whipped cream. Pot into hot sterilized glass jars, and seal tightly (make sure the lids are vinegar-proof). The tomato sauce will keep for up to 6 months.



Creamed tomato sauce

makes 300ml/10fl oz

ingredients

6 ripe tomatoes
125ml/4fl oz double cream
50ml/2fl oz plain yogurt
salt and freshly ground
black pepper

- Scald the tomatoes in a bowl of just-boiled water for 30 seconds. Peel, then finely chop the flesh.
- Put the tomatoes in a heavy saucepan, and add 175ml/6fl oz water. Cover the pan, and simmer until the sauce is thick and creamy.
- Stir in the cream and yogurt. Season with salt and pepper, and serve hot or warm.

Chicken stock

makes 1.8 litres/3pt

ingredients

- 1 x 1kg/2½lb raw chicken carcass
- 100g/4oz carrot, coarsely chopped
- 100g/4oz celery, coarsely chopped
- 200g/7oz onion, coarsely chopped
- 3 garlic cloves
- 1 teaspoon salt
- 1 bouquet garni

- Put the chicken carcass in a large stockpot and cover with 3 litres/5pt water. Add the remaining ingredients, and bring to the boil over a high heat.
- Skim off any cloudy scum that rises to the surface and, once the scum stops forming, reduce the heat to medium and simmer, uncovered, for 2 hours. If you wish to reduce the stock, stir over a high heat until reduced to the required amount.
- Carefully strain through a fine-mesh sieve and leave to cool. Refrigerate for 8 hours or overnight, then skim off any fat from the surface.
- Store in the refrigerator and use within 3 days, or divide into portions and freeze until needed.



Vegetable stock

makes 500ml/18fl oz

ingredients

- 1 tablespoon olive oil
- 2 leeks, roughly chopped
- 2 carrots, chopped
- 1 celery stick, chopped
- 1 small russet potato, chopped
- 2 garlic cloves, halved
- 50g/2oz dried red lentils
- 1 bay leaf
- ½ teaspoon peppercorns
- ½ tablespoon light soy sauce
- pinch of dried thyme
- 6 sprigs of fresh flat-leaf parsley

- Put the oil in a large casserole dish over a medium heat. Sauté the leeks, carrots, celery, potato and garlic until slightly browned. Add 1.2 litres/2pt water and the remaining ingredients.
- Bring to the boil, then reduce the heat and simmer, uncovered, for 1 hour. Strain the stock through a fine-mesh sieve and leave to cool.
- Store in the refrigerator and use within 3 or 4 days, or divide into portions and freeze until needed.

Beef stock

makes 1.8 litres/3pt

ingredients

2.7kg/6lb beef bones	8 whole black peppercorns
1 large onion, sliced	4 sprigs of fresh flat-leaf parsley
3 large carrots, chopped	1 bay leaf
2 celery sticks, chopped	1 tablespoon salt
1 large tomato	2 teaspoons dried thyme
100g/4oz parsnip, chopped	2 garlic cloves
100g/4oz potatoes, cubed	

- Preheat the oven to 230°C/450°F/Gas mark 8.
- Put the beef bones, onion and carrots in a large shallow roasting pan. Roast in the oven, uncovered, for 30 minutes or until the bones are browned, turning occasionally.
- Drain off any fat. Put the browned bones, onion and carrots in a large stockpot or heavy saucepan. Pour 150ml/5fl oz water into the roasting pan and swirl around the pan. Pour this liquid into the soup pot. Add the celery, tomato, parsnip, potatoes, peppercorns, parsley, bay leaf, salt, thyme and garlic. Pour in 2.8 litres/4¾pt water.
- Bring the mixture to the boil, then skim off any cloudy scum from the surface. Reduce the heat, cover the pan and simmer gently for 5 hours, skimming off scum from time to time as necessary.
- Carefully strain the stock through a fine-mesh sieve. Discard the meat, vegetables and seasonings. Leave the stock to cool completely, then skim off any fat from the surface and discard.
- Store the stock in the refrigerator and use within 3 days, or divide into portions and freeze until needed.

Fish stock

makes 1.8 litres/3pt

ingredients

2.3kg/5lb fish trimmings
5 onions, quartered
5 celery sticks, including leaves,
chopped
5 sprigs of fresh flat-leaf parsley
5 bay leaves
1 teaspoon dried thyme
750ml/1 1/4pt dry white wine
salt and freshly ground black pepper

- Put all the ingredients in a large stockpot or heavy saucepan, and add 3 litres/5pt water. Set over a high heat, bring to the boil, then skim off any scum from the surface.
- Reduce the heat and simmer, uncovered, for about 40 minutes, continuing to skim off scum from the surface as it rises. Carefully strain the liquor through a fine-mesh sieve, and discard the seasonings.
- Allow to cool, then refrigerate until needed. Use on the same day the stock is made, or divide into portions and freeze until needed.

Conversion tables

Weights

Imperial	Approx. metric equivalent	Imperial	Approx. metric equivalent
1/2 oz	15g	1 1/4 lb	600g
1 oz	25g	1 1/2 lb	700g
1 1/2 oz	40g	1 3/4 lb	850g
2 oz	50g	2 lb	900g
2 1/2 oz	60g	2 1/2 lb	1.1kg
3 oz	75g	3 lb	1.4kg
4 oz	100g	3 1/2 lb	1.6kg
5 oz	150g	4 lb	1.8kg
6 oz	175g	4 1/2 lb	2kg
7 oz	200g	5 lb	2.3kg
8 oz	225g	5 1/2 lb	2.5kg
9 oz	250g	6 lb	2.7kg
10 oz	275g	6 1/2 lb	3kg
11 oz	300g	7 lb	3.2kg
12 oz	350g	7 1/2 lb	3.4kg
13 oz	375g	8 lb	3.6kg
14 oz	400g	8 1/2 lb	3.9kg
15 oz	425g	9 lb	4.1kg
16 oz (1 lb)	450g	9 1/2 lb	4.3kg
1 lb 2 oz	500g	10 lb	4.5kg

The Imperial pound (lb), which is 16 ounces (oz), equals approximately 450 grams (g).

Oven temperatures

°C	°F	Gas mark	Temperature
130	250	1/2	Very cool
140	275	1	Very cool
150	300	2	Cool
160–170	325	3	Warm
180	350	4	Moderate
190	375	5	Fairly hot
200	400	6	Fairly hot
210–220	425	7	Hot
230	450	8	Very hot
240	475	9	Very hot

Oven temperatures

Imperial	Approx. metric equivalent	Imperial	Approx. metric equivalent
1 fl oz	25ml	9 fl oz	250ml
2 fl oz	50ml	10 fl oz (1/2 pt)	300ml
3 fl oz	75ml	12 fl oz	350ml
3 1/2 fl oz	100ml	15 fl oz (3/4 pt)	450ml
4 fl oz	125ml	18 fl oz	500ml
5 fl oz (1/4 pt)	150ml	20 fl oz (1 pt)	600ml
6 fl oz	175ml	30 fl oz (1 1/2 pt)	900ml
7 fl oz	200ml	35 fl oz (2 pt)	1.2 litres
8 fl oz	225ml	40 fl oz (2 1/2 pt)	1.5 litres

Spoon measures

All the measurements given in the recipes are for level spoonfuls (British Imperial Standard)

1 teaspoon = 5ml

1 tablespoon = 15ml

The tablespoon measurements below are equivalent to approximately 1 oz (25g) of the following ingredients:

Breadcrumbs (dried)	3	Flour, unsifted	3
Breadcrumbs (fresh)	7	Rice (uncooked)	2
Butter/margarine/lard	2	Sugar (granulated, caster)	2
Cheese, grated (Cheddar)	3	Sugar (icing)	3
Cheese, grated (Parmesan)	4	Honey/syrup	1
Cocoa powder	4	Yeast (dried)	2
Cornflour/custard powder	2 1/2		

index

A

- Alaskan pink salmon
- Alaskan salmon chowder 434
- Alaskan salmon chowder 434
- Alaskan blueberry coffee cake 670
- Almond cake 678
- Almond chicken casserole 220
- Almond friands 669
- Almond shortbread 701
- Almond slices 704
- Almond soup 10
- almonds
 - Almond cake 678
 - Almond chicken casserole 220
 - Almond friands 669
 - Almond shortbread 701
 - Almond slices 704
 - Almond soup 10
 - Amaretti 610
 - Bakewell tart 664
 - Coffee almond ice-cream cake 689
 - Dutch macarons 709
 - Frangipane tart 691
 - Marzipan 638
 - Nutty rice salad 111
 - Trout with almonds 472
 - Tuna almondine 475
- Amaretti 610
- anchovies
 - Anchovy & garlic dip 721
 - Anchovy dip 721
 - Anchovy tart 163
 - Classic Caesar salad 96
 - Lamb & anchovies with thyme 319
 - Squid with wine & rosemary 459
 - Tapenade 724
- Anchovy & garlic dip 721
- Anchovy dip 721
- Anchovy tart 163
- Apple & blackcurrant pancakes 557
- Apple & Brie omelette 129
- Apple & cheddar pie 172
- Apple brown Betty 692
- Apple brownies 707
- Apple Charlotte 571
- Apple couscous pudding 569
- Apple cranberry casserole 250
- Apple galettes 687
- Apple pie 589
- Apple strudel 591
- Apple turnovers 661
- apples
 - Apple & blackcurrant pancakes 557
 - Apple & Brie omelette 129
 - Apple & cheddar pie 172
 - Apple brown Betty 692
 - Apple brownies 707
 - Apple Charlotte 571
 - Apple couscous pudding 569
 - Apple cranberry casserole 250
 - Apple galettes 687
 - Apple pie 589
 - Apple strudel 591
 - Apple turnovers 661
 - Apple-stuffed chicken 343
 - Baked apples in honey & lemon 566
 - Caramelized apple tarts 669
 - Curried carrot & apple soup 38
 - Date & apple muffins 678
 - Grilled apple stack 647
 - Lemon chocolate cake 682
 - Passion fruit & apple foam 604
 - Pork with apples 296
 - Potato apple cake 682
 - Rhubarb & apple cobbler 599
 - Sly cakes 660
 - Snow-capped apples 648
 - Strawberry & apple crumble 575
 - Strawberry baked apples 567
 - Waldorf chicken salad 98
- Apple-stuffed chicken 343
- Apricot & orange jellies 633
- Apricot delicie 609
- Apricot fool 602
- Apricot soufflé 588
- apricots
 - Apricot delicie 609
 - Apricot fool 602
 - Apricot & orange jellies 633
 - Apricot soufflé 588
 - Armenian stew 239
 - Chocolate & apricot squares 703
 - Pork & apricot casserole 191
 - Quick apricot whip 634

Spiced fruity couscous 521
 Armenian stew 239
 Aromatic green casserole 240
 Artichoke & prawn cocktail 86
 artichokes
 Artichoke & prawn cocktail 86
 Chickpea & artichoke stew 248
 Cream of artichoke soup 42
 Fresh salad with raspberry vinaigrette 113
 Grilled artichoke salad 94
 Jerusalem artichoke soup 10
 Spinach & artichoke casserole 248
 asparagus
 Asparagus & bean beef 269
 Asparagus & chorizo salad 72
 Asparagus & potato salad 98
 Asparagus cashew stir-fry 481
 Broccoli & asparagus fusilli 488
 Courgette & asparagus parcels 535
 Grilled asparagus & leeks 48
 Salmon & asparagus linguine 447
 Asparagus & bean beef 269
 Asparagus & chorizo salad 72
 Asparagus & potato salad 98
 Asparagus cashew stir-fry 481
 Aubergine cake 552
 Aubergine caviar 718
 Aubergine, mozzarella & Cheddar hotpot 252
 Aubergine with pork & prawns 284
 aubergines
 Aubergine cake 552
 Aubergine caviar 718
 Aubergine, mozzarella & Cheddar hotpot 252
 Aubergine with pork & prawns 284
 Brinjal curry 483
 Chargrilled kebabs 545
 Chunky vegetable chilli 254
 Moussaka 312
 Pasticcio 512
 Ratatouille 529
 Ratatouille penne bake 548
 Roasted Mediterranean vegetables 537
 Tunisian vegetables 526

• Turkish lamb stew 310
 • Autumn barley stew 240
 • Autumn fruit game hens 403
 • Avocado cream 87
 • avocados
 • Avocado cream 87
 • Blue cheese & avocado dip 723
 • Chilled avocado soup 11
 • Guacamole 719
 • Mango & melon ginger salad 656
 • Spicy avocado dip 718
 • **B**
 • bacon *see also* smoked back bacon
 • Bacon & split pea soup 11
 • Bacon-wrapped prawns 71
 • Bacon-wrapped turkey burgers 385
 • Baked bean & bacon casserole 192
 • Banana & pecan salad 114
 • Beef & stout casserole 182
 • Cheesy potato skins 80
 • Chicken & bacon kebabs 61
 • Classic Caesar salad 96
 • Devils on horseback 74
 • Game pie 171
 • Liver, bacon & onions 321
 • Onion tart 161
 • Pâté en croûte 78
 • Pork & liver pâté 77
 • Potato soup 27
 • Quails with bacon & juniper 398
 • Sea bass stew 229
 • Shepherd's pie 178
 • Spinach & bacon salad 116
 • Steak, kidney & mushroom pie 270
 • Succotash 91
 • Tomato soup 29
 • Bacon & lentil stew 192
 • Bacon & split pea soup 11
 • Bacon-wrapped prawns 71
 • Bacon-wrapped turkey burgers 385
 • Baked Alaska 595
 • Baked apples in honey & lemon 566
 • Baked barley & broad bean casserole 256
 • Baked bean & bacon casserole 192
 • Baked bean & vegetable casserole 241

index

- baked beans
 - Baked bean & bacon casserole 192
 - Baked bean & vegetable casserole 241
- Baked Brie with sun-dried tomatoes 126
- Baked coconut rice pudding 584
- Baked cod with tomatoes 463
- Baked Cornish game hens 402
- Baked cranberry pork chops 285
- Baked fennel 84
- Baked lentil & vegetable stew 249
- Baked mozzarella & tomatoes 83
- Baked mushrooms 48
- Baked peanut tofu 491
- Baked potatoes with salsa 536
- Baked seafood salad 110
- Baked squash casserole 253
- Baked stuffed lobster 445
- Bakewell tart 664
- baking potatoes
 - Baked potatoes with salsa 536
 - Cheesy potato skins 80
- Baklava 688
- Bamboo shoot salad 117
- bamboo shoots
 - Bamboo shoot salad 117
 - Hot & sour soup 17
- Banana cake 672
- Banana & chicory salad 119
- Banana & pecan salad 114
- Banana chocolate chip soufflés 583
- Banana custard 596
- Banana dosa 570
- Banana lassi 609
- Banana split 655
- bananas
 - Banana cake 672
 - Banana & chicory salad 119
 - Banana & pecan salad 114
 - Banana chocolate chip soufflés 583
 - Banana custard 596
 - Banana dosa 570
 - Banana lassi 609
 - Banana split 655
 - Bananas with chocolate marshmallow sauce 652
 - Bananas with hot lemon sauce 555
 - Boozy banana soufflé 565
 - Brazilian coffee bananas 632
 - Chocolate banana sundae 633
 - Exotic fruit pancakes 559
 - Fried bananas 560
 - Fruity bread pudding 582
 - Bananas with chocolate marshmallow sauce 652
 - Bananas with hot lemon sauce 555
 - Barbecue sauce 728
 - Barbecued monkfish 458
 - barley
 - Autumn barley stew 240
 - Baked barley & broad bean casserole 256
 - Barley & pine nut casserole 243
 - Chunky vegetable chilli 254
 - Scotch broth 29
 - Barley & pine nut casserole 243
 - Basil-stuffed lamb roast 313
 - basmati rice
 - Lentil & rice salad 140
 - Red fried rice 156
 - Saffron rice salad 102
 - Tomato rice 539
 - Basque tomatoes 116
 - Basque tuna stew 409
 - Batter-dipped tofu 482
 - Bean & celery stew 237
 - Bean croquettes 137
 - Beansprout & pepper salad 117
 - beansprouts
 - Beansprout & pepper salad 117
 - Chicken chop suey 355
 - Chicken with beansprouts 375
 - Chinese prawn salad 108
 - Gado gado 513
 - Special chow mein 153
 - Tofu & broccoli stir-fry 486
 - Béchamel sauce 728
 - beef *see also* beef olives *and* minced beef *and* stewing beef
 - Asparagus & bean beef 269
 - Beef & pork ragù 272
 - Beef & stout casserole 182
 - Beef carpaccio 60
 - Beef stroganoff 266

- Beef Wellington 264
- Consommé 32
- Fillet of beef with porcini & sweet peppers 263
- Roast beef & Yorkshire pudding 273
- Beef & cabbage pie 170
- Beef & lentil soup 21
- Beef & pork ragu 272
- Beef & pumpkin curry 268
- Beef & mushroom burgers 277
- Beef & stout casserole 182
- beef bones
 - Beef stock 731
- Beef carpaccio 60
- Beef daube 271
- Beef fajitas 259
- Beef goulash 258
- Beef hotpot 182
- beef olives
 - Beef olives in gravy 275
- Beef olives in gravy 275
- Beef paprikash 185
- Beef satay 72
- Beef stock 731
- Beef stroganoff 266
- Beef, tomato & olive kebabs 276
- Beef Wellington 264
- beetroot
 - Beetroot & chive salad 113
 - Beetroot & orange salad 112
 - Beetroot & yogurt salad 49
- Borscht 12
- Red onion & beetroot soup 36
- Beetroot & chive salad 113
- Beetroot & orange salad 112
- Beetroot & yogurt salad 49
- Beetroot fettuccine 518
- beetroot pasta
 - Beetroot fettuccine 518
- Bermuda cheesecake 676
- Black bean & salsa salad 101
- black beans
 - Black bean & salsa salad 101
 - Chunky vegetable chilli 254
- black cherries
 - Black cherry crêpes 586
- Black cherry crêpes 586
- black-eyed beans
 - Mixed bean salad 138
- blackberries
 - Blackberry batter pudding 580
 - Bramble scones 680
 - Pear & blackberry crumble 572
 - Poppy seed custard with red fruit 556
- Blackberry batter pudding 580
- Blackcurrant jelly with coulis 619
- blackcurrants
 - Apple & blackcurrant pancakes 557
 - Blackcurrant jelly with coulis 619
- blue cheese
 - Blue cheese & avocado dip 723
 - Blue cheese hotpot 534
- Blue cheese & avocado dip 723
- lue cheese hotpot 534
- blueberries
 - Alaskan blueberry coffee cake 670
 - Blueberry sundae 555
 - Blueberry trifle 613
 - Creamy puddings 584
 - Spiced pear & blueberry parcels 567
 - Summer berries in Champagne jelly 656
- Blueberry sundae 555
- Blueberry trifle 613
- Blushing pears 646
- Boozy banana soufflé 565
- Borlotti bean salad 102
- borlotti beans
 - Borlotti bean salad 102
 - Mixed bean salad 138
- Borscht 12
- Boston bean soup 12
- Bottarga
 - Bottarga spaghetti 155
- Bottarga spaghetti 155
- Braised Chinese vegetables 487
- Braised pork slices 295
- braising steak
 - Beef daube 271
- Bramble scones 680
- Brandied chocolate cake 674
- Brandy snaps 713
- Brandy trifle 637

index

- Brazil nuts
 - Nut roast 507
- Brazilian coffee bananas 632
- Bread & butter pudding 590
- Breaded mushrooms 58
- Brie
 - Apple & Brie omelette 129
 - Baked Brie with sun-dried tomatoes 126
 - Cheese pie 162
- Brinjal curry 483
- Broad bean, pea & goat's cheese salad 145
- broad beans
 - Baked barley & broad bean casserole 256
 - Broad bean, pea & goat's cheese salad 145
 - Tomato & bean salad 100
- broccoli
 - Aromatic green casserole 240
 - Broccoli & asparagus fusilli 488
 - Broccoli salad 120
 - Broccoli with feta & tomato sauce 543
 - Chicken broccoli casserole 210
 - Red curry with cashews 550
 - Spiced noodle salad 140
 - Spicy noodle salad 97
 - Stir-fried broccoli pasta 141
 - Tofu & broccoli stir-fry 486
 - Vegetable fritters 59
 - Vegetable soup 30
 - Vegetable-stuffed conchiglioni 546
- Broccoli & asparagus fusilli 488
- Broccoli salad 120
- Broccoli with feta & tomato sauce 543
- Brown fish stew 236
- brown rice
 - Brown rice & chicken salad 110
 - Brown rice stew 238
 - Cheese & rice casserole 237
 - Marinated tomato & rice salad 146
- Brown rice & chicken salad 110
- Brown rice stew 238
- Bruschetta 54
 - Stilton & pear bruschetta 66
- Brussels sprouts
 - Aromatic green casserole 240
 - Autumn barley stew 240
 - Baked lentil & vegetable stew 249
 - Chestnut & sprout sauté 494
 - bulgur wheat
 - Hot bulgur salad 119
 - Tabbouleh & tofu 502
 - Veggie burgers 528
 - Butter bean & chicken casserole 224
 - butter beans
 - Butter bean & chicken casserole 224
 - Quinoa & butter beans 498
 - Tuscan bean & tuna salad 95
 - Butterfly cakes 675
 - Butterfly prawns 70
 - butternut squash
 - Baked squash casserole 253
- C**
- cabbage
 - Beef & cabbage pie 170
 - Cabbage soup 45
 - Cabbage & tofu 489
 - Duck with leek & cabbage 396
 - Gado gado 513
- Cabbage soup 45
- Cabbage & tofu 489
- Cajun chicken jambalaya 359
- Cajun chicken pasta 158
- Cajun lamb with rice 305
- Calamari 65
- Calamari stew 230
- Californian baked pears 657
- Californian prawn & scallop stir-fry 410
- calves' kidney
 - Calves' kidney stew 195
- Calves' kidney stew 195
- Camembert
 - Camembert with garlic 124
 - Cheese pie 162
 - Camembert with garlic 124
- Cappuccino creams 606
- cannellini beans
 - French bean soup 18
 - Tuna & bean salad 104
- cantaloupe melon
 - Grilled chicken with hot salsa 368

- Melon medley 649
- Mango & melon ginger salad 656
- Persian melon cups 644
- Spiced fruit platter 651
- capers
 - Dover sole with capers 435
 - Feta cheese & capers 124
- Caramelized apple tarts 669
- caraway seeds
 - Seed cake 676
- Carrot & coriander soup 13
- carrots
 - Baked bean & vegetable casserole 241
 - Carrot & coriander soup 13
 - Curried carrot & apple soup 38
 - Gado gado 513
 - Leek & carrot gratin 551
 - Minestrone soup 23
 - Mustard carrot salad 114
 - Spring vegetable stir-fry 532
 - Tomato & carrot soup 37
 - Vegetable soup 30
- cashew nuts
 - Asparagus cashew stir-fry 481
 - Chinese chicken with cashew nuts 365
 - Lamb with cashew nut curry 303
 - Nut roast 507
 - Red curry with cashews 550
- Casserole beans & penne 501
- Catalan soup 13
- cauliflower
 - Cauliflower fritters 62
 - Cauliflower & walnut soup 14
 - Gado gado 513
 - Mixed bhajias 74
 - Oyster & cauliflower stew 226
 - Vegetable fritters 59
- Cauliflower fritters 62
- Cauliflower & walnut soup 14
- caviar
 - Devilled eggs with caviar 70
 - Pasta with caviar 134
- celery
 - Baked bean & vegetable casserole 241
 - Bean & celery stew 237
 - Black bean & salsa salad 101
 - Celery & Stilton soup 14
 - Clam chowder 16
 - Minestrone soup 23
 - Stuffed celery 88
 - Swiss chicken casserole 211
 - Vegetable soup 30
 - Celery & Stilton soup 14
 - Ceviche 438
 - Champagne granita 631
 - Chargrilled kebabs 545
 - Chargrilled peppers & sweet potatoes 509
 - Chargrilled pork fillet with apple sauce 282
 - Cheddar cheese
 - Apple & cheddar pie 172
 - Cheese & crabmeat casserole 232
 - Ham & cheese casserole 191
 - Macaroni cheese 527
 - Olive cheese balls 56
 - One-pot macaroni & cheese 239
 - Cheese & courgette quiche 165
 - Cheese & crabmeat casserole 232
 - Cheese & rice casserole 237
 - Cheese & spinach puffs 83
 - Cheese pie 162
 - Cheese-stuffed rice balls 145
 - Cheesy garlic bread 80
 - Cheesy potato skins 80
 - Cheesy stuffed peppers 55
 - cherries *see also* black cherries *and* glacé cherries *and* Morello cherries *and* sour cherries
 - Cherry clafoutis 667
 - Cheery moose 605
 - Red fruit salad 648
 - Cherry clafoutis 667
 - Cherry mousse 605
 - Cherry pie 592
 - cherry tomatoes
 - Beef, tomato & olive kebabs 276
 - Couscous vegetable loaf 511
 - Duck with tomatoes 389
 - Cherry turnover 660
 - chestnut mushrooms
 - Mixed mushroom ragout 544

index

- Chestnut & sprout sauté 494
chestnuts
 Chestnut & sprout sauté 494
chicken *see also* poussins
 Almond chicken casserole 220
 Apple-stuffed chicken 343
 Brown rice & chicken salad 110
 Butter bean & chicken casserole 224
 Cajun chicken jambalaya 359
 Cajun chicken pasta 158
 Chicken & bacon kebabs 61
 Chicken & beef satay 350
 Chicken & chickpea stew 341
 Chicken & crackers casserole 215
 Chicken & leek casserole 205
 Chicken & pasta broth 216
 Chicken & potato bake 206
 Chicken & ricotta in wine 345
 Chicken & sausage pie 175
 Chicken & sweetcorn stew 216
 Chicken & vegetables 378
 Chicken & vegetable terrine 369
 Chicken breasts & balsamic
 vinegar 373
 Chicken broccoli casserole 210
 Chicken casserole with yogurt 211
 Chicken chop suey 355
 Chicken chow mein 353
 Chicken green masala 340
 Chicken in peanut sauce 346
 Chicken in spicy yogurt 367
 Chicken jalfrezi 381
 Chicken korma with green beans 356
 Chicken macaroni casserole 209
 Chicken macaroni stew 221
 Chicken noodle soup 15
 Chicken pasanda 208
 Chicken peperonata 374
 Chicken pie 168
 Chicken saltimbocca 75
 Chicken soup 15
 Chicken stock 730
 Chicken tikka 86
 Chicken with beansprouts 375
 Chicken with ciabatta & Parma
 ham 336
 Chicken with lime stuffing 342
 Chicken with sage & lemon 351
 Chilli chicken casserole 221
 Chinese chicken with cashew nuts 365
 Chinese-style chicken 358
 Cock-a-leekie 16
 Coq au vin 352
 Coronation chicken 349
 Fragrant saffron chicken 364
 Garlic & herb chicken 366
 Garlic & lime chicken 380
 Garlic & nut butter chicken 338
 Grilled chicken with hot salsa 368
 Indian charred chicken 371
 Indonesian-style satay chicken 339
 Jerk chicken 372
 Khara masala balti chicken 335
 Kung po chicken 354
 Medium balti chicken 337
 Mulligatawny 24
 Mustard chicken 363
 One-pot Cajun chicken gumbo 213
 One-pot chicken couscous 213
 Paella 157
 Pan-fried chicken with red wine
 sauce 361
 Parsley, walnut & orange chicken 332
 Pepper chicken with ginger and
 garlic 333
 Peppered chicken pasta 151
 Pesto chicken salad 135
 Sage chicken & rice 379
 Sautéed chicken with herbs 362
 Sherry chicken casserole 219
 Soy-braised chicken 344
 Special chow mein 153
 Spiced chicken casserole 205
 Spicy masala chicken 377
 Swiss chicken casserole 211
 Szechuan beaten chicken 92
 Tarragon chicken casserole 224
 Thai chicken green curry 347
 Tortilla chicken casserole 217
 Traditional fried chicken 348
 Tuscan chicken 360
 Vietnamese chicken & sweet potato
 curry 334
 Waldorf chicken salad 98

- Warm chicken & feta salad 357
- Winter chicken stew 217
- Yellow bean chicken 376
- chicken liver
 - Chicken liver pâté 76
 - Pâté en croûte 78
- Chicken & bacon kebabs 61
- Chicken & beef satay 350
- Chicken & crackers casserole 215
- Chicken & leek casserole 205
- Chicken & pasta broth 216
- Chicken & potato bake 206
- Chicken & ricotta in wine 345
- Chicken & sausage pie 175
- Chicken & sweetcorn stew 216
- Chicken & vegetables 378
- Chicken & vegetable terrine 369
- Chicken breasts & balsamic vinegar 373
- Chicken broccoli casserole 210
- Chicken casserole with yogurt 211
- Chicken chop suey 355
- Chicken chow mein 353
- Chicken green masala 340
- Chicken in peanut sauce 346
- Chicken in spicy yogurt 367
- Chicken jalfrezi 381
- Chicken korma with green beans 356
- Chicken liver pâté 76
- Chicken macaroni casserole 209
- Chicken macaroni stew 221
- Chicken noodle soup 15
- Chicken pasanda 208
- Chicken peperonata 374
- Chicken pie 168
- Chicken saltimbocca 75
- Chicken soup 15
- Chicken stock 730
- Chicken tikka 86
- Chicken with beansprouts 375
- Chicken with ciabatta & Parma ham 336
- Chicken with lime stuffing 342
- Chicken with sage & lemon 351
- Chickpea & artichoke stew 248
- Chickpea chole 490
- Chickpea salad 138
- chickpeas
 - Armenian stew 239
 - Chicken & chickpea stew 341
 - Chickpea & artichoke stew 248
 - Chickpea chole 490
 - Chickpea salad 138
 - Falafels 523
 - Greek-style chickpea casserole 247
 - Hummus 725
- chicory
 - Banana & chicory salad 119
 - Orange & chicory salad 120
- Child's birthday cake 671
- Chilled avocado soup 11
- Chilled cucumber soup 20
- Chilled pea soup 26
- Chilled noodles & peppers 547
- Chilli beef in tortillas 267
- Chilli tomato dip 724
- Chilli-flavoured pork 299
- Chilli-garlic crab sticks 69
- Chillies stuffed with turkey 386
- chillies
 - Chilli beef in tortillas 267
 - Chilli chicken casserole 221
 - Chilli-garlic crab sticks 69
 - Fig & chilli tagliatelle 151
 - Piperade 131
- Chinese cabbage
 - Stewed cabbage hotpot 242
- Chinese cabbage soup 35
- Chinese chicken with cashew nuts 365
- Chinese egg flower soup 43
- Chinese lettuce wraps 146
- Chinese mushrooms
 - Braised Chinese vegetables 487
 - Mushroom & ginger duck 390
 - Tofu with mushrooms 496
 - Tofu with mushrooms & peas 541
- Chinese prawn salad 108
- Chinese spare ribs 292
- Chinese-style chicken 358
- Chinese vegetable casserole 251
- Chive omelette stir-fry 127
- chives
 - Beetroot & chive salad 113
 - Chive omelette stir-fry 127
- Chocolate & apricot squares 703
- Chocolate & pear crumble 581

index

- Chocolate banana sundae 633
- Chocolate brandy cream 634
- Chocolate cake 679
- Chocolate charlotte 614
- Chocolate chip muffins 680
- Chocolate cream pudding 640
- Chocolate crêpes 585
- Chocolate crunch biscuits 708
- Chocolate éclairs 662
- Chocolate fluff 638
- Chocolate fudge pudding 600
- Chocolate ice-cream sandwiches 624
- Chocolate meringue pie 665
- Chocolate pecan pie 694
- Chocolate roulade 681
- Chocolate rum pots 623
- Chorizo sausages
 - Asparagus & chorizo salad 72
 - Cajun chicken jambalaya 359
- Christmas pudding 594
- chuck steak
 - Spiced beef & onions 261
 - Chunky vegetable chilli 254
 - Steak, kidney & mushroom pie 270
- ciabatta
 - Bruschetta 54
 - Chicken with ciabatta & Parma ham 336
 - Parma ham & pepper pizzas 89
 - Roast garlic toast 50
- cinnamon
 - Cinnamon ice cream 627
 - Cinnamon & nutmeg ice cream 620
- Cinnamon & nutmeg ice cream 620
- Cinnamon ice cream 627
- Citrus jelly 622
- Citrus tart 666
- Clam & Prosecco spaghetti 149
- Clam chowder 16
- Clam stew 227
- clams
 - Baked stuffed lobster 445
 - Clam & Prosecco spaghetti 149
 - Clam chowder 16
 - Clam stew 227
 - Seafood spaghetti 144
 - Spaghetti marinara with seafood 454
- Classic Caesar salad 96
- Classic custard 592
- Cock-a-leekie 16
- cocoa powder
 - Chocolate & pear crumble 581
 - Chocolate cake 679
 - Chocolate cream pudding 640
 - Chocolate crêpes 585
 - Chocolate fudge pudding 600
 - Chocolate pecan pie 694
 - Chocolate roulade 681
 - Mississippi mud pie 690
- coconut
 - Coconut cake 661
 - Coconut ice 714
 - Coconut sweet 699
 - Coconut cake 661
 - Coconut ice 714
 - coconut milk
 - Baked coconut rice pudding 584
 - Curried prawns in coconut milk 476
 - Fish with coconut & basil 474
 - Red curry with cashews 550
 - Red mullet & coconut loaf 465
 - Spicy coconut prawns 407
 - Coconut sweet 699
- cod *see also* salt cod
 - Baked cod with tomatoes 463
 - Cod stew 230
 - Crunchy-topped cod 464
 - Cullen skink 45
 - Deep-fried fish 64
 - Fish chowder 18
 - Fish loaf 414
 - Fish pasties 467
 - Fish with coconut & basil 474
 - Hearty fish stew 226
 - layered fish & potato pie 457
 - Noodles with cod & mango 478
 - Ocean pie 440
 - Paella 157
 - Seafood balti 417
 - Seafood medley 437
 - Seafood pie 173
 - Spaghetti marinara with seafood 454
 - Taglierini & seafood sauce 450

- Thai fish green curry 473
- Thai-style fish cakes 67
- Cod stew 230
- Cœurs à la crème 611
- Coffee almond ice-cream cake 689
- Coffee & walnut cake 674
- Coffee granita 630
- conchiglie
 - Spinach & ricotta shells 525
- Consommé 32
- Continental pie 170
- Coq au vin 352
- coriander
 - Carrot & coriander soup 13
 - Ginger & coriander noodles 156
- Cornish game hens
 - Autumn fruit game hens 403
 - Baked Cornish game hens 402
- Cornish pasties 167
- Coronation chicken 349
- cottage cheese
 - Cheese & rice casserole 237
 - Cheese & spinach puffs 83
 - Cœurs à la crème 611
 - Cottage cheese flan 166
 - Devilled eggs 90
 - Gooseberry cheese cooler 643
 - Macaroni & four cheeses 540
 - Peach & ginger pashka 620
 - Pear & grape salad 109
 - Pineapple boats 90
 - Strawberry rose-petal pashka 602
 - Stuffed celery 88
 - Vegetable-stuffed conchiglioni 546
- Cottage cheese flan 166
- Cottage pie 180
- Courgette & asparagus parcels 535
- Courgette & corn casserole 24
- Courgette flan 163
- Courgette fritters 53
- Courgette quiche 504
- Courgette & spinach soup 17
- courgettes
 - Baked bean & vegetable casserole 241
 - Cheese & courgette quiche 165
 - Courgette & asparagus parcels 535
 - Courgette & corn casserole 24
 - Courgette & spinach soup 17
 - Courgette flan 163
 - Courgette fritters 53
 - Courgette quiche 504
 - Courgettes stuffed with mince 72
 - Ratatouille 529
 - Rice-stuffed courgettes 139
 - Ricotta cheese & courgette rolls 126
 - Spaghetti with courgettes 149
- couscous
 - Apple couscous pudding 569
 - Couscous & haddock salad 106
 - Couscous salad 136
 - Couscous vegetable loaf 511
 - One-pot chicken couscous 213
 - Spiced fruity couscous 521
- Couscous & haddock salad 106
- Couscous salad 136
- Couscous vegetable loaf 511
- crab
 - Baked seafood salad 110
 - Cheese & crabmeat casserole 232
 - Chilli-garlic crab sticks 69
 - Crab & crispy noodles 99
 - Crab & cucumber savouries 89
 - Crab & ginger soup 46
 - Crab & seafood one-pot 225
 - Crab, melon & cucumber 100
 - Crab pâté 76
 - Crab quiche 160
 - Stuffed crabs 443
 - Terrace crab pie 171
 - Warm pasta & crab 103
- Crab & crispy noodles 99
- Crab & cucumber savouries 89
- Crab & ginger soup 46
- Crab & seafood one-pot 225
- Crab, melon & cucumber 100
- Crab pâté 76
- Crab quiche 160
- cranberries
 - Apple cranberry casserole 250
 - Apple strudel 591
 - Cranberry biscotti 710
 - Cranberry cream salad 115

index

- Cranberry biscotti 710
- Cranberry cream salad 115
- cream cheese
 - Anchovy & garlic dip 721
 - Bermuda cheesecake 676
 - Cucumber & herb dip 722
- Cream of artichoke soup 42
- creamed coconut
 - Pineapple & coconut curry 497
- Creamed tomato sauce 729
- Creamy fish gratin 428
- Creamy fruit baskets 607
- Creamy puddings 584
- Crème caramel 616
- Crêpes Suzettes 587
- Crispy seaweed 58
- Crispy shredded beef 265
- crown of lamb
 - Crown roast of lamb 308
- Crown roast of lamb 308
- Crunchy-topped cod 464
- cucumber
 - Chilled cucumber soup 20
 - Crab & cucumber savouries 89
 - Crab, melon & cucumber 100
 - Cucumber & herb dip 722
 - Cucumber salad 118
 - Cucumber yogurt dip 722
 - Gazpacho 19
 - Greek cucumber salad 104
 - Green soup 38
 - Smoked trout with cucumber & cumin 68
 - Szechuan beaten chicken 92
- Cucumber & herb dip 722
- Cucumber salad 118
- Cucumber yogurt dip 722
- Cullen skink 45
- Curly endive salad 107
- currants
 - Bread & butter pudding 590
 - Christmas pudding 594
 - Dundee cake 671
 - Plum cake 685
- Curried carrot & apple soup 38
- Curried prawns in coconut milk 476
- Curried rice salad 141
- curry leaves
- Indian eggs & chillies 131
- Curry & mayonnaise dip 723
- Custard tart 566
- D**
- dark chocolate *see also* plain chocolate
 - Banana split 655
 - Brandied chocolate cake 674
 - Chocolate banana sundae 633
 - Chocolate cake 679
 - Chocolate charlotte 614
 - Chocolate chip muffins 680
 - Chocolate crêpes 585
 - Chocolate éclairs 662
 - Chocolate meringue pie 665
 - Chocolate pecan pie 694
 - Chocolate roulade 681
 - Chocolate rum pots 623
 - Dutch macaroons 709
 - Marshmallow ice cream 619
 - Marzipan cherries 713
 - Mississippi mud pie 690
 - Orange & ginger cream cheese fudge 702
 - Pain au chocolat 663
 - Queen of puddings 573
 - Tollhouse cookies 715
 - Truffles 706
 - Viennese chocolate fingers 698
- Date & apple muffins 678
- Date flapjacks 707
- dates
 - Date & apple muffins 678
 - Date flapjacks 707
 - Orange & date salad 658
 - Perfumed pineapple salad 603
 - Spiced date & walnut cake 683
- Deep-fried fish 64
- dessert plums
 - Plum & cardamom fool 630
- Deville eggs 90
- Deville eggs with caviar 70
- Deville prawns 64
- Devils on horseback 74
- dolcelatte
- Two-cheese dip 720

- Dolmades 79
 - Dover sole
 - Dover sole stew 231
 - Dover sole with capers 435
 - Dover sole stew 231
 - Dover sole with capers 435
 - dried fruit
 - Christmas pudding 594
 - Dried fruit fool 604
 - Rock cakes 684
 - Sweet-stewed dried fruit 646
 - Tuscan pudding 629
 - Dried fruit fool 604
 - dried fruit salad
 - Fruited rice ring 612
 - duck
 - Duck & pomegranate stew 218
 - Duck breasts with orange 394
 - Duck casserole 210
 - Duck stew with turnips & onions 219
 - Duck, tomato & pepper stew 209
 - Duck vindaloo 393
 - Duck with Cumberland sauce 392
 - Duck with leek & cabbage 396
 - Duck with pineapple 395
 - Duck with tomatoes 389
 - French-style stewed duck 223
 - Mahogany duck 391
 - Mushroom & ginger duck 390
 - Sweet & spicy duck 397
 - Duck & pomegranate stew 218
 - Duck breasts with orange 394
 - Duck casserole 210
 - Duck stew with turnips & onions 219
 - Duck, tomato & pepper stew 209
 - Duck vindaloo 393
 - Duck with Cumberland sauce 392
 - Duck with leek & cabbage 396
 - Duck with pineapple 395
 - Duck with tomatoes 389
 - Dundee cake 671
 - Dutch macarons 709
- E**
- Easter biscuits 714
 - Easter nests 703
 - Egg curry 128
 - Egg salad 122
 - eggs
 - Amaretti 610
 - Baked Alaska 595
 - Cheese-stuffed rice balls 145
 - Chinese egg flower soup 43
 - Chive omelette stir-fry 127
 - Chocolate meringue pie 665
 - Chocolate rum pots 623
 - Classic custard 592
 - Couscous salad 136
 - Deville eggs 90
 - Deville eggs with caviar 70
 - Egg curry 128
 - Egg salad 122
 - Eggs with spinach 123
 - French omelette 128
 - Frozen egg nog 639
 - Gentlemen's pudding 575
 - Indian eggs & chillies 131
 - Lemon curd ice cream 629
 - Mayonnaise 725
 - Minced beef with eggs 75
 - Piperade 131
 - Prawn omelette 460
 - Salad niçoise 105
 - Spanish omelette 132
 - Stuffed eggs 122
 - Vegetable omelette 130
 - Zabaglione 588
 - Eggs with spinach 123
 - Emmenthaler cheese
 - Chicken saltimbocca 75
 - Mini mushroom quiches 56
 - Swiss chicken casserole 211
 - endive
 - Curly endive salad 107
 - Eton mess 654
 - Exotic fruit pancakes 559
- F**
- Falafels 523
 - fennel
 - Baked fennel 84
 - Chilled pea soup 26

index

- Guinea fowl with fennel 399
- Roasted Mediterranean vegetables 537
- Vegetable paella 531
- feta cheese
 - Broccoli with feta & tomato sauce 543
 - Feta cheese & capers 124
 - Feta cheese tartlets 63
 - Greek salad 103
 - Greek spinach & cheese pie 55
 - Greek-style chickpea casserole 247
 - Greek-style tomato platter 84
 - Leek koftadas 49
 - Spinach, feta & pear salad 94
 - Warm chicken & feta salad 357
- Feta cheese & capers 124
- Feta cheese tartlets 63
- fettuccine
 - Beetroot fettuccine 518
 - Smoked salmon pasta 154
- Fig & chilli tagliatelle 151
- figs
 - Fig & chilli tagliatelle 151
 - Fresh figs in wine 657
 - Grilled fresh figs with crème fraîche 650
- Fillet of beef with porcini & sweet peppers 263
- Filo mince pie 177
- filo pastry
 - Baklava 688
 - Filo mince pie 177
 - Filo rhubarb pie 689
 - Greek spinach & cheese pie 55
 - Plum filo pockets 554
 - Redcurrant filo baskets 638
 - Tomato & cheese tarts 91
- Filo rhubarb pie 689
- Fish chowder 18
- Fish fillets in wine sauce 413
- fish flakes
 - Japanese tofu hotpot 241
- Fish loaf 414
- Fish pasties 467
- Fish stock 732
- fish Wellington 422
- flageolet beans
 - Simple bean salad 99
- flank steak
 - Orange beef with green peppers 260
- Floating islands in hot plum sauce 564
- Fragrant saffron chicken 364
- Frangipane tart 691
- French bean soup 18
- French beans
 - Gado gado 513
 - Hot potato & bean salad 112
 - Red curry with cashews 550
 - Tomato & bean salad 100
- French braised lamb 317
- French mussels 470
- French omelette 128
- French onion soup 19
- French vinaigrette 727
- French-style pot-roast poussin 212
- French-style stewed duck 223
- Fresh backed sardines 439
- Fresh figs in wine 657
- Fresh herb risotto 143
- Fresh salad with raspberry vinaigrette 113
- Fried bananas 560
- Fried mozzarella 125
- Fried squid curry 429
- Fried venison steaks 329
- fromage frais
 - Cappuccino creams 606
 - Fromage frais with hot plum sauce 554
 - Frozen citrus soufflé 606
 - Raspberry mousse 615
- Fromage frais with hot plum sauce 554
- Frozen citrus soufflé 606
- Frozen egg nog 639
- Fruit & nut torte 696
- Fruit cocktail 85
- Fruit fondue 642
- Fruit salad cake 670
- Fruited rice ring 612
- Fruity bread pudding 582
- Fruity pasta & prawn salad 118
- fudge
 - Highball cups 716
- fusilli
 - Broccoli & asparagus fusilli 488

Fusilli with tomato & mozzarella 519
Fusilli with tomato & mozzarella 519

G

- Gado gado 513
- galia melons
 - Green fruit salad 605
- game meat
 - Game pie 171
 - Mixed game pie 327
- Game pie 171
- gammon
 - Ginger & honey-glazed gammon 281
- garlic
 - Camembert with garlic 124
 - Cheesy garlic bread 80
 - Garlic & herb chicken 366
 - Garlic & herb mayonnaise 726
 - Garlic & lime chicken 380
 - Garlic & nut butter chicken 338
 - Garlic breadsticks 57
 - Garlic dip 723
 - Garlic mayonnaise 726
 - Lemon & garlic pasta 155
 - Roast garlic toast 50
 - Spaghetti with garlic & chilli oil 143
- Garlic & herb chicken 366
- Garlic & herb mayonnaise 726
- Garlic & lime chicken 380
- Garlic & nut butter chicken 338
- Garlic dip 723
- Garlic breadsticks 57
- Garlic mayonnaise 726
- Gazpacho 19
- Gentlemen's pudding 575
- gherkins
 - Beetroot & yogurt salad 49
- ginger
 - Crab & ginger soup 46
 - Ginger & coriander noodles 156
 - Ginger & honey-glazed gammon 281
 - Ginger upside-down pudding 577
 - Peach & ginger pashka 620
 - Poached peaches with ginger 643
- Ginger & coriander noodles 156
- Ginger & honey-glazed gammon 281
- Ginger parfait 626
- Ginger upside-down pudding 577
- glacé cherries
 - Marzipan cherries 713
 - Rich fruit cake 677
- Glazed berry pudding 574
- Glazed nectarine tart 639
- goatmeat
 - Spicy goatmeat stew 195
- goat's cheese
 - Broad bean, pea & goat's cheese salad 145
- golden syrup
 - Rum & raisin ice cream 637
 - Traditional oat flapjacks 704
 - Treacle pudding 583
- goose
 - honey-glazed goose 404
- gooseberries
 - Gooseberry cheese cooler 643
 - Yogurt ring with tropical fruit 611
- Gooseberry cheese cooler 643
- Gorgonzola
 - Gorgonzola dip 720
- Gorgonzola dip 720
- grapefruit *see also* pink grapefruit
 - Grapefruit in apricot brandy 647
 - Melon & orange cups 650
 - Mulled Florida cocktail 654
- Grapefruit in apricot brandy 647
- grapes
 - Fruit cocktail 85
 - Green fruit salad 605
 - Pear & grape salad 109
- Green fruit salad 605
- Pear & grape salad 109
- Greek cucumber salad 104
- Greek lemon soup 39
- Greek salad 103
- Greek spinach & cheese pie 55
- Greek-style chickpea casserole 247
- Greek-style tomato platter 84
- Greek-style yogurt
 - Brazilian coffee bananas 632
 - Cucumber yogurt dip 722
 - Eton mess 654
 - Nectarines with marzipan & yogurt 644
 - Strawberry frozen yogurt 625
- green beans

index

- Chicken korma with green beans 356
- Satay noodles 516
- Veggie burgers 528
- green chillies
 - Beef & cabbage pie 170
 - Chillies stuffed with turkey 386
 - Chilli tomato dip 724
 - Green chilli & meat stew 183
 - Indian eggs & chillies 131
 - Tortilla chicken casserole 217
- Green fruit salad 605
- green lentils
 - Baked lentil & vegetable stew 249
 - Lentil & rice salad 140
 - Okra with mango & lentils 493
- green olives
 - Beef, tomato & olive kebabs 276
- Green soup 38
- Griddled smoked salmon 85
- Grilled apple stack 647
- Grilled artichoke salad 94
- Grilled asparagus & leeks 48
- Grilled chicken with hot salsa 368
- Grilled fresh figs with crème fraîche 650
- Grilled pink grapefruit 642
- Grilled sardines 66
- Grilled stuffed sole 406
- grouse
 - Grouse stew 197
- Grouse stew 197
- Gruyère
 - Cheese & courgette quiche 165
- Guacamole 719
- guinea fowl
 - Guinea fowl stew 200
 - Guinea fowl with fennel 399
 - Poached guinea fowl 400
- Guinea fowl stew 200
- Guinea fowl with fennel 399
- haddock *see also* smoked haddock
 - Ceviche 438
 - Smoked fish with white sauce 442
- H**
- hake
 - Seafood fajitas 432
- halibut
 - Halibut casserole 233
 - Halibut stew 227
 - Mixed seafood chowder 423
 - Pan-seared halibut 415
- Halibut casserole 233
- Halibut stew 227
- ham *see also* Parma ham *and* smoked ham
 - Chicken saltimbocca 75
 - Ham & cheese casserole 191
 - Leek tart 164
 - Steak & onion pie 179
 - Tomato & ham pie 177
 - Turkey, pea & ham pot pie 214
- Ham & cheese casserole 191
- hare
 - Hare stew 203
- Hare stew 203
- haricot beans
 - Bean & celery stew 237
 - Blue cheese hotpot 534
 - Casseroled beans & penne 501
- Hazelnut pavlova 608
- Hazelnut pesto tagliatelle 150
- hazelnuts
 - Hazelnut pavlova 608
 - Hazelnut pesto tagliatelle 150
- Hearty fish stew 226
- Herbed pork cutlets 294
- Herb-scented lamb with balsamic dressing 307
- herring
 - Soused herrings 453
- Highball cups 716
- honey-glazed goose 404
- honeydew melon
 - Melon medley 649
 - Melon & orange cups 650
- Hot bulgur salad 119
- Hot chocolate custard 568
- Hot plum batter 590
- Hot potato & bean salad 112
- Hot prawn stew 236
- Hot & sour soup 17
- Hummus 725

I

- Iced honey & lemon mousse 617
- Indian bread pudding 581
- Indian charred chicken 371
- Indian eggs & chillies 131
- Indian spicy lamb 306
- Indonesian-style satay chicken 339
- Irish hotpot 189
- Irish lamb stew 188
- Italian pork escalopes 290
- Italian sausages
 - One-pot sausage jambalaya 190

J

- Japanese noodles
 - Spicy Japanese noodles 505
- Japanese tofu hotpot 241
- jasmine rice
 - Thai jasmine rice & prawn casserole 232
- Jerk chicken 372
- Jerusalem artichoke soup 10
- Jerusalem artichokes 51
- juniper berries
 - Quails with bacon & juniper 398

K

- Kettle-cooked sea bass 433
- Key lime sorbet 623
- Khara masala balti chicken 335
- Kidney bean Kiev 524
- kidney beans
 - Bean & tofu enchiladas 542
 - Bean croquettes 137
 - Kidney bean Kiev 524
 - Mixed bean salad 138
- kidneys
 - Rich kidney soup 40
- king prawns
 - Curried prawns in coconut milk 476
 - King prawns in sherry 58
 - Seafood kebabs 418
- King prawns in sherry 58
- kiwi fruits
 - Green fruit salad 605
 - Yogurt ring with tropical fruit 611
- Kleftiko 315

- Kung po chicken 354

L

- lamb *see also* crown of lamb *and* minced lamb *and* rack of lamb
 - Basil-stuffed lamb roast 313
 - Cajun lamb with rice 305
 - French braised lamb 317
 - Herb-scented lamb with balsamic dressing 307
 - Indian spicy lamb 306
 - Irish lamb stew 188
 - Lamb & anchovies with thyme 319
 - Lamb & leek stew 186
 - Lamb & mint stir-fry 309
 - Lamb & tomato koftas 316
 - Lamb & vegetable stew 187
 - Lamb hotpot 186
 - Lamb hotpot with dumplings 185
 - Lamb with cashew nut curry 303
 - Lamb with mint sauce 304
 - Lamb with mushroom sauce 318
 - Scotch broth 29
 - Turkish lamb stew 310
 - Ulster Irish stew 187
- Lamb & anchovies with thyme 319
- Lamb & leek stew 186
- Lamb & tomato koftas 316
- Lamb & vegetable stew 187
- Lamb & mint stir-fry 309
- lamb chops
 - Persian lamb 314
- Lamb hotpot 186
- Lamb hotpot with dumplings 185
- lamb shanks
 - Kleftiko 315
- Lamb with cashew nut curry 303
- Lamb with mint sauce 304
- Lamb with mushroom sauce 318
- lamb's kidneys
 - Lamb hotpot 186
 - Steak, kidney & mushroom pie 270
- lamb's liver
 - Liver hotpot 194
 - Peppered liver 322
- Layered fish & potato pie 457
- Leek & carrot gratin 551

index

- Leek & herb soufflé 538
- Leek & potato soup 20
- Leek koftadas 49
- Leek pie 161
- Leek tart 164
- leeks
 - Chicken & leek casserole 205
 - Cock-a-leekie 16
 - Duck with leek & cabbage 396
 - Grilled asparagus & leeks 48
 - Leek & carrot gratin 551
 - Lamb & leek stew 186
 - Leek & herb soufflé 538
 - Leek & potato soup 20
 - Leek koftadas 49
 - Leek pie 161
 - Leek tart 164
 - Mixed bhajias 74
 - Potato & leek casserole 238
 - Salmon yakitori 81
 - Vichyssoise 31
- Lemon & garlic pasta 155
- Lemon chocolate cake 682
- Lemon curd ice cream 629
- Lemon mustard vinaigrette 727
- Lemon syllabub 636
- Lemon syrup pears with pancakes 558
- lemons
 - Citrus jelly 622
 - Citrus tart 666
 - Crêpes Suzettes 587
 - Frozen citrus soufflé 606
 - Greek lemon soup 39
 - Iced honey & lemon mousse 617
 - Lemon & garlic pasta 155
 - Lemon chocolate cake 682
 - Lemon curd ice cream 629
 - Lemon mustard vinaigrette 727
 - Lemon syllabub 636
 - Lemon syrup pears with pancakes 558
- Lentil & rice salad 140
- Lentil hotpot 250
- lentils
 - Armenian stew 239
 - Bacon & lentil stew 192
 - Beef & lentil soup 21
 - Lentil & rice salad 140
 - Lentil hotpot 250
 - lettuce
 - Chinese lettuce wraps 146
 - Lettuce soup 21
 - Lettuce soup 21
 - Lime meringue tarts 693
 - lime sherbet 642
 - limes
 - Citrus jelly 622
 - Frozen citrus soufflé 606
 - Garlic & lime chicken 380
 - Key lime sorbet 623
 - Lime meringue tarts 693
 - Lime sherbet 642
 - Mango & lime mousse 640
 - Pineapple wedges with lime 603
 - linguine
 - Cajun chicken pasta 158
 - Salmon & asparagus linguine 447
 - Smoked ham linguine 148
 - liver *see also* chicken liver *and* lamb's liver *and* pig's liver
 - Liver, bacon & onions 321
 - Liver, bacon & onions 321
 - Liver hotpot 194
 - lobster
 - Baked stuffed lobster 445
 - Lobster bisque 22
 - Lobster rolls 63
 - Lobster bisque 22
 - Lobster rolls 63
 - loin of pork in wine sauce 297
 - long-grain rice
 - Bean & tofu enchiladas 542
 - Cheese-stuffed rice balls 145
 - Nutty rice salad 111
 - Rice salad 136
 - Rice-stuffed courgettes 139
 - Rice verde one-pot 244
 - Spinach & rice salad 137
 - Vegetable paella 531
 - lychees
 - Exotic fruit pancakes 559
- M**
 - Macadamia blondies 706

- macadamia nuts
 - Macadamia blondies 706
- macaroni
 - Chicken macaroni casserole 209
 - Chicken macaroni stew 221
 - Liver & macaroni casserole 194
 - Macaroni cheese 527
 - Macaroni & four cheeses 540
 - One-pot macaroni & cheese 239
 - One-pot tuna pasta 228
 - Turkey & macaroni cheese 387
- Macaroni & four cheeses 540
- Macaroni cheese 527
- Madeira cake 684
- Madeira roast pheasant 328
- Madeleines 686
- Mahogany duck 391
- mandarins
 - Mandarins in syrup 658
- Mandarins in syrup 658
- mangetout
 - Spiced noodle salad 140
 - Spicy noodle salad 97
 - Tofu salad 101
 - Vegetable fritters 59
- Mango & lime mousse 640
- Mango & melon ginger salad 656
- Mango fool 627
- Mango sorbet 618
- mangoes
 - Exotic fruit pancakes 559
 - Mango & lime mousse 640
 - Mango & melon ginger salad 656
 - Mango fool 627
 - Mango sorbet 618
 - Noodles with cod & mango 478
 - Okra with mango & lentils 493
 - Yogurt ring with tropical fruit 611
- Marinated tomato & rice salad 146
- marmalade
 - Sticky marmalade pudding 578
- marrow
 - Quorn-stuffed marrow 549
- Marshmallow ice cream 619
- marshmallows
 - Marshmallow ice cream 619
- marzipan
 - Marzipan cherries 713
 - Nectarines with marzipan & yogurt 644
 - Marzipan cherries 713
 - mascarpone cheese
 - Cinnamon & nutmeg ice cream 620
 - Creamy fruit baskets 607
 - Summer fruits with ricotta & vanilla dip 653
 - Tiramisù 636
 - Two-cheese dip 720
 - Mayonnaise 725
 - Meatloaf 274
 - Mediterranean plaice rolls 419
 - Medium balti chicken 337
 - melon *see also* cantaloupe melon *and*
 - honeydew melon *and* watermelon
 - Crab, melon & cucumber 100
 - Fruit cocktail 85
 - Fruity pasta & prawn salad 118
 - Grilled chicken with hot salsa 368
 - Melon in wine 61
 - Melon & strawberries 52
 - Melon with Parma ham 82
 - Melon & orange cups 650
 - Melon & strawberries 52
 - Melon in wine 61
 - Melon medley 649
 - Melon with Parma ham 82
 - Mexican nacho casserole 184
 - Mild prawn curry 411
 - milk chocolate
 - Chocolate crunch biscuits 708
 - Mince pies 593
 - minced beef
 - Beef & cabbage pie 170
 - Beef & mushroom burgers 277
 - Beef fajitas 259
 - Catalan soup 13
 - Chilli beef in tortillas 267
 - Chinese lettuce wraps 146
 - Courgettes stuffed with mince 72
 - Dolmades 79
 - Meatloaf 274
 - Mexican nacho casserole 184
 - Minced beef with eggs 75

index

- One-pot beef dinner 183
- One-pot spaghetti 184
- Shepherd's pie 178
- Spaghetti bolognese 147
- Minced beef with eggs 75
- minced lamb
 - Cottage pie 180
 - Filo mince pie 177
 - Lamb & tomato koftas 316
 - Leek tart 164
 - Moroccan lamb koftas 73
 - Moussaka 312
 - Stir-fried lamb with orange 320
- minced pork
 - Aubergine with pork & prawns 284
 - Pork & brown bean sauce 288
 - Pork crumble 293
- minced turkey
 - Bacon-wrapped turkey burgers 385
 - Turkey meatloaf 384
 - Turkey & tomato hotpot 383
- mincemeat
 - Mince pies 593
 - Spicy fruit biscuits 700
- Minestrone 23
- Mini mushroom quiches 56
- mint
 - Pea & mint soup 26
- Mississippi mud pie 690
- Mixed bean salad 138
- Mixed berry sorbet 624
- Mixed bhajias 74
- Mixed game pie 327
- Mixed mushroom ragout 544
- Mixed seafood chowder 423
- molasses
 - Molasses cake 672
- Molasses cake 672
- monkfish
 - Barbecued monkfish 458
 - Creamy fish gratin 428
 - Fish Wellington 422
 - Monkfish & mussel skewers 461
 - Seafood pilaki 455
- Monkfish & mussel skewers 461
- Morello cherries
 - Cherry pie 592
- Moroccan lamb koftas 73
- Moules marinière 448
- Moussaka 312
- mozzarella cheese
 - Baked mozzarella & tomatoes 83
 - Cheese-stuffed rice balls 145
 - Fried mozzarella 125
 - Fusilli with tomato & mozzarella 519
 - Macaroni & four cheeses 540
 - Mozzarella sticks 53
 - Pasta frittata 129
 - Pasticcio 512
 - Seafood lasagne 408
 - Tomato & bean salad 100
 - Turkey spinach lasagne 388
 - Vegetable-stuffed conchiglioni 546
- Mozzarella sticks 53
- Mulled Florida cocktail 654
- Mulligatawny 24
- Muscat grape frappe 655
- muscovado sugar
 - Sticky toffee pudding 576
- Mushroom & corn soup 37
- Mushroom & veal pie 176
- Mushroom pizza 517
- Mushroom soup 23
- Mushroom vol-au-vent 508
- mushrooms *see also* chestnut mushrooms
 - and* Chinese mushrooms *and* oyster
 - mushrooms *and* Portobello mushrooms
 - Baked mushrooms 48
 - Beef & mushroom burgers 277
 - Breaded mushrooms 58
 - Lamb with mushroom sauce 318
 - Nut roast 507
 - Salmon-filled mushroom caps 81
 - Chicken & bacon kebabs 61
 - Mini mushroom quiches 56
 - Mixed mushroom ragout 544
 - Mushroom & corn soup 37
 - Mushroom & veal pie 176
 - Mushroom pizza 517
 - Mushroom soup 23
 - Mushroom vol-au-vent 508
 - Spinach & mushroom bhaji 485
 - Stuffed mushrooms 62
 - Veal chops & mushrooms 279

Mussel salad 97

mussels

- French mussels 470
- Mixed seafood chowder 423
- Monkfish & mussel skewers 461
- Moules marinière 448
- Mussel salad 97
- Paella 157
- Seafood pilaki 455
- Seafood spaghetti 144
- Spaghetti marinara with seafood 454

Mustard carrot salad 114

Mustard chicken 363

N

Naan bread 57

nectarines

- Glazed nectarine tart 639
- Nectarines with marzipan & yogurt 644
- Nectarines with spiced ricotta 569
- Nectarines with marzipan & yogurt 644
- Nectarines with spiced ricotta 569

new potatoes

- Chicken & potato bake 206
- Smoked mackerel salad 108

noodles *see also* Japanese noodles

- Chicken chow mein 353
- Chicken noodle soup 15
- Chilled noodles & peppers 547
- Ginger & coriander noodles 156
- Noodles with cod & mango 478
- Peppered chicken pasta 151
- Pork chow mein 298
- Satay noodles 516
- Singapore fried noodles 154
- Special chow mein 153
- Spiced noodle salad 140
- Spicy noodle salad 97
- Thai noodle salad 106
- Tuna & tomato noodles 150

Noodles with cod & mango 478

Nougat 714

Nut roast 507

nutmeg

- Cinnamon & nutmeg ice cream 620

Nutty rice salad 111

O

- Oat & fruit puddings 582
- oatmeal
 - Oatmeal cookies 708
 - Spicy oatmeal soup 44
- Oatmeal cookies 708
- Ocean pie 440
- okra
 - One-pot Cajun chicken gumbo 213
 - Okra stew with prawns 235
 - Okra with mango & lentils 493
 - Prawn gumbo 446
 - Spicy okra 492
 - Turkey gumbo 382
- Okra stew with prawns 235
- Okra with mango & lentils 493
- olives
 - Greek-style tomato platter 84
 - Olive cheese balls 56
 - Tapenade 724
- One-pot beef dinner 183
- One-pot Cajun chicken gumbo 213
- One-pot chicken couscous 213
- One-pot macaroni & cheese 239
- One-pot pork chop supper 190
- One-pot sausage jambalaya 190
- One-pot spaghetti 184
- One-pot tuna pasta 228
- Onion avgolemono soup 34
- Onion rings 52
- Onion tart 161
- onions
 - Duck stew with turnips & onions 219
 - French onion soup 19
 - Liver, bacon & onions 321
 - Mixed bhajias 74
 - Onion avgolemono soup 34
 - Onion rings 52
 - Onion tart 161
 - Pepper & onion pizza 499
 - Potato & onion pizza 484
 - Red onion & beetroot soup 36
 - Roasted Mediterranean vegetables 537
 - Spanish omelette 132
 - Spiced beef & onions 261
 - Steak & onion pie 179

index

Sweet & sour baby onions 88
Orange & chicory salad 120
Orange & date salad 658
Orange freeze 618
Orange & ginger cream cheese fudge 702
Orange granita 621
Orange ice cream 608
Orange syllabub trifle 614
oranges
 Citrus jelly 622
 Citrus tart 666
 Creamy fruit baskets 607
 Crêpes Suzettes 587
 Duck breasts with orange 394
 Frozen citrus soufflé 606
 Melon & orange cups 650
 Mulled Florida cocktail 654
 Orange & chicory salad 120
 Orange & date salad 658
 Orange freeze 618
 Orange granita 621
 Orange ice cream 608
 Orange syllabub trifle 614
 Port & orange jellies 610
 Sticky marmalade pudding 578
 Stir-fried lamb with orange 320
Oriental noodle soup 39
Oxtail soup 25
oxtail
 Oxtail soup 25
Oyster & cauliflower stew 226
oyster mushrooms
 Mixed mushroom ragout 544
Oyster soup 25
oysters
 Oyster & cauliflower stew 226
 Oyster soup 25

P

Paella 157
Pain au chocolat 663
pak choi
 Chinese cabbage soup 35
 Crispy seaweed 58
 Tuna with pak choi 427
 White pork with pak choi 286

• Pan-fried chicken with red wine
• sauce 361
• Pan-fried crusted fish curry 425
• Pan-fried scallops 456
• Pan-seared halibut 415
• pancetta
• Potato, pancetta & sage one-pot
• roast 242
• Panna cotta 617
• papaya
• Exotic fruit pancakes 559
• Spiced fruit platter 651
• Parma ham
• Chicken with ciabatta & Parma
• ham 336
• Garlic & herb chicken 366
• Italian pork escalopes 290
• Melon with Parma ham 82
• Parma ham & pepper pizzas 89
• Parmesan cheese
• Macaroni & four cheeses 540
• Parmesan balls 125
• Pasta frittata 129
• Parmesan balls 125
• Parsley, walnut & orange chicken 332
• parsnips
• Rabbit hotpot 201
• partridge
• Spanish partridge & chocolate
• stew 202
• Passion fruit & apple foam 604
• passion fruit
• Exotic fruit pancakes 559
• Passion fruit & apple foam 604
• Pineapple & passion fruit salsa 649
• Strawberries in raspberry & passion
• fruit sauce 607
• Pasta frittata 129
• Pasta salad 135
• pasta shells
• Fruity pasta & prawn salad 118
• Spinach & ricotta conchiglioni 525
• Vegetable-stuffed conchiglioni 546
• Pasta with caviar 134
• Pasta with Sicilian sauce 533
• Pasticcio 512
• Pâté en croûte 78

- patty-pan squash
 - Spring vegetable stir-fry 532
- Pea & mint soup 26
- Peach cobbler 597
- Peach & ginger pashka 620
- Peach melba 645
- peaches
 - Peach cobbler 597
 - Peach & ginger pashka 620
 - Peach melba 645
 - Persian melon cups 644
 - Poached peaches with ginger 643
 - Roast fillet of pork with peaches 289
- peanut butter
 - Baked peanut tofu 491
 - Peanut butter cornets 712
 - Peanut butter slices 702
 - peanut-frosted brownies 712
 - Satay noodles 516
- Peanut butter cornets 712
- Peanut butter slices 702
- peanut-frosted brownies 712
- peanuts
 - Chicken in peanut sauce 346
- Pear & blackberry crumble 572
- Pear & ginger crumble 573
- Pear & grape salad 109
- Pear cream pie 668
- pears
 - Blushing pears 646
 - Californian baked pears 657
 - Chocolate & pear crumble 581
 - Lemon syrup pears with pancakes 558
 - Oat & fruit puddings 582
 - Pear & blackberry crumble 572
 - Pear & ginger crumble 573
 - Pear & grape salad 109
 - Pear cream pie 668
 - Pears with strawberry sauce 561
 - Poached allspice pears 651
 - Spiced pear & blueberry parcels 567
 - Spinach, feta & pear salad 94
 - Stilton & pear bruschetta 66
- Pears with strawberry sauce 561
- peas
 - Broad bean, pea & goat's cheese
 - salad 145
 - Chilled pea soup 26
 - Couscous salad 136
 - Pea & mint soup 26
 - Peas pilaff one-pot 245
 - Rice salad 136
 - Tofu with mushrooms & peas 541
 - Turkey, pea & ham pot pie 214
 - Tuscan veal broth 193
- Peas pilaff one-pot 245
- pecan nuts
 - Banana & pecan salad 114
 - Chocolate pecan pie 694
 - Pecan & raisin muffins 683
- Pecan & raisin muffins 683
- penne
 - Casserole beans & penne 501
 - Pasta salad 135
 - Pasta with Sicilian sauce 533
 - Ratatouille penne bake 548
 - Sausage & ricotta penne 158
- Pepper & onion pizza 499
- Pepper chicken with ginger and garlic 333
- Peppered chicken pasta 151
- Peppered liver 322
- pepperoni sausages
 - Sausage & bean casserole 291
 - Sausage & ricotta penne 158
- Perfumed pineapple salad 603
- Persian lamb 314
- Persian melon cups 644
- Pesto chicken salad 135
- pheasant
 - Madeira roast pheasant 328
 - Pheasant & wild rice casserole 199
 - Pheasant breast with cinnamon marmalade 330
 - Pheasant casserole 198
- Pheasant & wild rice casserole 199
- Pheasant breast with cinnamon marmalade 330
- Pheasant casserole 198
- pig's liver
 - Liver & macaroni casserole 194
 - Pork & liver pâté 77

index

- pig's trotters
 - Woodpigeon casserole 196
- pine nuts
 - Barley & pine nut casserole 243
 - Dolmades 79
- pineapple
 - Duck with pineapple 395
 - Fruit cocktail 85
 - Perfumed pineapple salad 603
 - Pineapple & passion fruit salsa 649
 - Pineapple boats 90
 - Pineapple & coconut curry 497
 - Pineapple flambé 652
 - Pineapple upside-down cake
 - Pineapple wedges with lime 603
 - Prawn salad 95
 - Spiced fruit platter 651
- Pineapple & coconut curry 497
- Pineapple boats 90
- Pineapple flambé 652
- pineapple juice
 - Pineapple sorbet 631
- Pineapple & passion fruit salsa 649
- Pineapple sorbet 631
- Pineapple upside-down cake 673
- Pineapple wedges with lime 603
- pink grapefruit
 - Grilled pink grapefruit 642
- pinto beans
 - Boston bean soup 12
- Piri piri prawns 451
- pistachio nuts
 - Cranberry biscotti 710
- plaice
 - Mediterranean plaice rolls 419
- plain chocolate *see also* dark chocolate
 - Chocolate brandy cream 634
 - Chocolate fluff 638
 - Highball cups 716
 - Spanish partridge & chocolate stew 202
- Plum cake 685
- Plum & cardamom fool 630
- Plum Charlotte 571
- Plum filo pockets 554
- plums *see also* dessert plums
 - Floating islands in hot plum sauce 564
 - Fromage frais with hot plum sauce 554
 - Hot plum batter 590
 - Plum Charlotte 571
 - Plum filo pockets 554
 - Sticky plum tart 664
 - Venison with plums 326
- Poached allspice pears 651
- Poached guinea fowl 400
- Poached peaches with ginger 643
- Poached red emperor 420
- pomegranates
 - Duck & pomegranate stew 218
- Poppy seed custard with red fruit 556
- poppy seeds
 - Poppy seed custard with red fruit 556
- porcini
 - Fillet of beef with porcini & sweet peppers 263
- pork *see also* minced pork
 - Beef & pork ragù 272
 - Braised pork slices 295
 - Chargrilled pork fillet with apple sauce 282
 - Chilli-flavoured pork 299
 - Leek tart 164
 - Pork chow mein 298
 - Pork & liver pâté 77
 - Pork with apples 296
 - Pork with port & coffee sauce 280
 - Pork with Stilton 287
 - Potato & pork soup 33
 - Roast fillet of pork with peaches 289
 - Singapore fried noodles 154
 - Tangy pork fillet 300
 - White pork with pak choi 286
- Pork & apricot casserole 191, 192
- Pork & brown bean sauce 288
- pork chops
 - Baked cranberry pork chops 285
 - Loin of pork in wine sauce 297
 - One-pot pork chop supper 190
 - Pork & apricot casserole 191, 192
- Pork chow mein 298
- Pork crumble 293
- pork cutlets
 - Herbed pork cutlets 294

- pork escalopes 290
 - Italian pork escalopes 290
- Pork & liver pâté 77
- pork sausages
 - Irish hotpot 189
 - Turkey one-pot 207
- pork shoulder steaks
 - Pork steaks with gremolata 302
- pork spare ribs
 - Chinese spare ribs 292
- Pork steaks with gremolata 302
- Pork stroganoff 301
- pork tenderloin
 - Pork tenderloin Diane 283
- Pork tenderloin Diane 283
- Pork with port & coffee sauce 280
- Pork with Stilton 287
- Port & orange jellies 610
- portobello mushrooms
 - Mushroom risotto 142
- Pot roast of venison 204
- Potato & leek casserole 238
- Potato & onion pizza 484
- Potato & pork soup 33
- Potato apple cake 682
- Potato curry 500
- Potato, pancetta & sage one-pot
 - roast 242
- Potato soup 27
- potatoes *see also* baking potatoes *and*
 - new potatoes
 - Asparagus & potato salad 98
 - Basque tuna stew 409
 - Green soup 38
 - Hot potato & bean salad 112
 - Irish hotpot 189
 - Layered fish & potato pie 457
 - Leek & potato soup 20
 - Liver hotpot 194
 - Potato & leek casserole 238
 - Potato & onion pizza 484
 - Potato & pork soup 33
 - Potato apple cake 682
 - Potato curry 500
 - Potato, pancetta & sage one-pot
 - roast 242
 - Potato soup 27
- Salmon & potato casserole 225
 - Salmon with lemon mash 416
 - Seafood pie 173
 - Spanish omelette 132
 - Ulster Irish stew 187
 - Vichyssoise 31
- poussins
 - French-style pot-roast poussin 212
 - Poussins in vermouth 401
 - Roast baby chickens 370
- Poussins in vermouth 401
- Prawn & paneer kebabs 424
- Prawn & spinach lasagne 444
- Prawn & spinach stew 231
- Prawn cocktail 68
- Prawn crackers 69
- Prawn gumbo 446
- Prawn jambalaya 449
- Prawn kebabs 65
- Prawn omelette 460
- Prawn pies 169
- Prawn salad 95
- Prawn wonton soup 41
- prawns *see also* king prawns *and*
 - tiger prawns
 - Artichoke & prawn cocktail 86
 - Aubergine with pork &
 - prawns 284
 - Bacon-wrapped prawns 71
 - Californian prawn & scallop
 - stir-fry 410
 - Chinese prawn salad 108
 - Crab & seafood one-pot 225
 - Creamy fish gratin 428
 - Devilled prawns 64
 - Fruity pasta & prawn salad 118
 - Hot prawn stew 236
 - Mixed seafood chowder 423
 - Okra stew with prawns 235
 - Paella 157
 - Piri piri prawns 451
 - Prawn & paneer kebabs 424
 - Prawn & spinach lasagne 444
 - Prawn & spinach stew 231
 - Prawn cocktail 68
 - Prawn crackers 69
 - Prawn gumbo 446

index

- Prawn jambalaya 449
- Prawn kebabs 65
- Prawn omelette 460
- Prawn pies 169
- Prawn salad 95
- Prawn wonton soup 41
- Red prawn curry 466
- Seafood balti 417
- Seafood chimichangas 452
- Seafood fajitas 432
- Seafood medley 437
- Seafood pie 173
- Singapore fried noodles 154
- Spicy coconut prawns 407
- Taglierini & seafood sauce 450
- Thai noodle salad 106
- pretzels
 - Soft pretzels 54
- Prosecco
 - Clam & Prosecco spaghetti 149
- prunes
 - Devils on horseback 74
 - Spiced fruity couscous 521
- pudding rice
 - Rice pudding 596
- pumpkin
 - Beef & pumpkin curry 268
 - Pumpkin pie 695
 - Pumpkin soup 27
 - Pumpkin turkey stew 222
- Pumpkin pie 695
- Pumpkin soup 27
- Pumpkin turkey stew 222
- Q**
- quail
 - Quail stew 200
 - Quails with bacon & juniper 398
- Quail stew 200
- Quail's egg & tomato salad 123
- quail's eggs
 - Feta cheese tartlets 63
 - Quail's egg & tomato salad 123
- Quails with bacon & juniper 398
- Queen of puddings 573
- Quick apricot whip 634
- quinoa
 - Quinoa & butter beans 498
 - Quinoa & butter beans 498
 - Quorn
 - Quorn-stuffed marrow 549
 - Quorn-stuffed marrow 549
- R**
- rabbit
 - Rabbit casserole 198
 - Rabbit hotpot 201
 - Rabbit with parsley sauce 324
 - Thai-style rabbit 323
- Rabbit casserole 198
- Rabbit hotpot 201
- Rabbit with parsley sauce 324
- rack of lamb
 - Roast rack of lamb 311
- Raisin gingerbread 685
- raisins
 - Apple strudel 591
 - Christmas pudding 594
 - Dundee cake 671
 - Pecan & raisin muffins 683
 - Plum cake 685
 - Raisin gingerbread 685
 - Rich fruit cake 677
 - Rum & raisin ice cream 637
 - Vegetable raisin curry 495
- raspberries
 - Creamy puddings 584
 - Fresh salad with raspberry vinaigrette 113
 - Peach melba 645
 - Poppy seed custard with red fruit 556
 - Raspberry buns 667
 - Raspberry fool 632
 - Raspberry mousse 615
 - Raspberry sorbet 635
 - Red fruit salad 648
 - Strawberries in raspberry & passion fruit sauce 607
 - Strawberry & raspberry parfait 626
 - Tofu berry brûlée 615
- Raspberry buns 667
- Raspberry fool 632
- Raspberry mousse 615
- Raspberry sorbet 635

- Ratatouille 529
- Ratatouille penne bake 548
- red chillies
 - Duck vindaloo 393
 - Spaghetti with garlic & chilli oil 143
 - Spicy goatmeat stew 195
- Red curry with cashews 550
- red emperor
 - Poached red emperor 420
- Red fried rice 156
- Red fruit salad 648
- red lentils
 - Armenian stew 239
 - Beef & lentil soup 21
 - Lentil hotpot 250
- red mullet
 - Red mullet & coconut loaf 465
 - Sardinian red mullet 469
- Red mullet & coconut loaf 465
- Red onion & beetroot soup 36
- red onions
 - Red onion & beetroot soup 36
- Red pepper soup 28
- Red prawn curry 466
- Red snapper casserole 229
- red snappers
 - Brown fish stew 236
 - Red snapper casserole 229
- Redcurrant filo baskets 638
- redcurrants
 - Mixed berry sorbet 624
 - Redcurrant filo baskets 638
 - Tofu berry brûlée 615
- refried beans
 - Mexican nacho casserole 184
- rhubarb
 - Filo rhubarb pie 689
 - Rhubarb & apple cobbler 599
 - Rhubarb cake 692
 - Rhubarb crumble 570
- Rhubarb & apple cobbler 599
- Rhubarb cake 692
- Rhubarb crumble 570
- Rich kidney soup 40
- rice *see* basmati rice *and* brown rice *and*
 - jasmine rice *and* long-grain rice *and*
 - pudding rice *and* short-grain rice *and*
- risotto rice *and* wild rice
- Rice pudding 596
- Rice salad 136
- Rice-stuffed courgettes 139
- Rice verde one-pot 244
- Rich fruit cake 677
- ricotta cheese
 - Chicken & ricotta in wine 345
 - Creamy puddings 584
 - Nectarines with spiced ricotta 569
 - Ricotta cheese & courgette rolls 126
 - Sausage & ricotta penne 158
 - Spinach & ricotta conchiglioni 525
 - Spinach & ricotta pie 514
 - Spinach & ricotta ravioli 522
 - Summer fruits with ricotta & vanilla dip 653
 - Tuscan pudding 629
- Ricotta cheese & courgette rolls 126
- risotto rice
 - Fresh herb risotto 143
 - Mushroom risotto 142
- Roast baby chickens 370
- Roast beef & Yorkshire pudding 273
- Roast fillet of pork with peaches 289
- Roast garlic toast 50
- Roast rack of lamb 311
- Roasted Mediterranean vegetables 537
- Roasted vegetable pasta 152
- Rock cakes 684
- rocket
 - Rocket salad 111
- Rocket salad 111
- rolled oats
 - Oat & fruit puddings 582
 - Traditional oat flapjacks 704
- rosemary
 - Rosemary biscuits 711
- Rosemary biscuits 711
- Romano cheese
 - Macaroni & four cheeses 540
- Rum & raisin ice cream 637
- rump steak
 - Beef hotpot 182
 - Beef satay 73
 - Beef, tomato & olive kebabs 276
 - Cornish pasties 167

index

Crispy shredded beef 265
Thai beef salad 107
rutabaga
Baked lentil & vegetable stew 249

S

saffron
Fragrant saffron chicken 364
Saffron rice salad 102
Saffron rice salad 102
Sage chicken & rice 379
Salad niçoise 105
salmon *see also* Alaskan pink salmon and smoked salmon
Creamy fish gratin 428
Ocean pie 440
Salmon & asparagus linguine 447
Salmon & potato casserole 225
Salmon burgers 471
Salmon casserole 233
Salmon-filled mushroom caps 81
Salmon in aspic 426
Salmon with lemon mash 416
Salmon yakitori 81
Salmon & asparagus linguine 447
Salmon & potato casserole 225
Salmon burgers 471
Salmon casserole 233
Salmon dip 720
Salmon in aspic 426
Salmon with lemon mash 416
Salmon yakitori 81
Salmon-filled mushroom caps 81
salt cod
Salt cod fritters 477
Salt cod fritters 477
Salt & pepper squid 431
sardines
Fresh baked sardines 439
Grilled sardines 66
Sardinian red mullet 469
Satay noodles 516
satsumas
Orange & ginger cream cheese fudge 702
Sausage & bean casserole 291
Sausage & ricotta penne 158
Sausage & sweet pepper casserole 189
sausage meat
Chicken & sausage pie 175
Sautéed chicken with herbs 362
Scallop casserole 234
scallops
Baked seafood salad 110
Californian prawn & scallop stir-fry 410
Creamy fish gratin 428
Mixed seafood chowder 423
Pan-fried scallops 456
Scallop casserole 234
Seafood fajitas 432
Seafood kebabs 418
Seafood lasagne 408
Scotch broth 29
sea bass
Kettle-cooked sea bass 433
Sea bass stew 229
Taglierini & seafood sauce 450
Sea bass stew 229
sea bream
Sea bream in a salt crust 462
Sea bream in a salt crust 462
Seafood balti 417
Seafood chimichangas 452
Seafood fajitas 432
Seafood kebabs 418
Seafood lasagne 408
Seafood medley 437
Seafood pie 173
Seafood pilaki 455
Seafood spaghetti 144
Seared squid 67
Seed cake 676
Semolina 598
Shepherd's pie 178
sherry
Sherry chicken casserole 219
Sherry trifle 613
Sherry chicken casserole 219
Sherry trifle 613
shiitake mushrooms
Hot & sour soup 17
short-grain rice
Baked coconut rice pudding 584

- Fruited rice ring 612
- Souffléed rice pudding 568
- shrimps
 - Seafood spaghetti 144
- Simple bean salad 99
- Singapore fried noodles 154
- sirloin steak
 - Beef daube 271
 - Beef & pumpkin curry 268
 - Beef, tomato & olive kebabs 276
- skate
 - Skate with black butter 441
- Skate with black butter 441
- Sly cakes 660
- smoked back bacon
 - Bacon & lentil stew 192
 - French-style pot-roast poussin 212
 - Hare stew 203
- Smoked fish with white sauce 442
- smoked haddock
 - Couscous & haddock salad 106
 - Cullen skink 45
 - Layered fish & potato pie 457
 - Smoked haddock quiche 421
- Smoked haddock quiche 421
- smoked ham
 - Smoked ham linguine 148
- Smoked ham linguine 148
- smoked mackerel
 - Smoked mackerel pâté 77
 - Smoked mackerel salad 108
- Smoked mackerel pâté 77
- Smoked mackerel salad 108
- smoked salmon
 - Griddled smoked salmon 85
 - Salmon & asparagus linguine 447
 - Salmon dip 720
 - Salmon & potato casserole 225
 - Smoked salmon pasta 154
 - Smoked salmon rolls 71
- Smoked salmon pasta 154
- Smoked salmon rolls 71
- smoked trout
 - Smoked trout with cucumber & cumin 68
- Smoked trout with cucumber & cumin 68
- snapper
 - Pan-fried crusted fish curry 425
 - Snow-capped apples 648
 - soft cheese
 - Fruit fondue 642
 - Orange & ginger cream cheese fudge 702
 - Tomato & cheese tarts 91
 - Soft pretzels 54
 - sole
 - Fish fillets in wine sauce 413
 - Grilled stuffed sole 406
 - Sole Véronique 436
 - Sole Véronique 436
 - sorrel leaves
 - Sorrel tart 165
 - Sorrel tart 165
 - Souffléed rice pudding 568
 - sour cherries
 - Cherry turnover 660
 - Soused herrings 453
 - Soy-braised chicken 344
 - spaghetti
 - Bottarga spaghetti 155
 - Clam & Prosecco spaghetti 149
 - One-pot spaghetti 184
 - Pasta frittata 129
 - Seafood spaghetti 144
 - Spaghetti bolognese 147
 - Spaghetti marinara with seafood 454
 - Spaghetti with courgettes 149
 - Spaghetti with garlic & chilli oil 143
 - Warm pasta & crab 103
 - Spaghetti bolognese 147
 - Spaghetti marinara with seafood 454
 - Spaghetti with courgettes 149
 - Spaghetti with garlic & chilli oil 143
 - Spanish omelette 132
 - Spanish partridge & chocolate stew 202
 - Special chow mein 153
 - Spiced beef & onions 261
 - Spiced chicken casserole 205
 - Spiced date & walnut cake 683
 - Spiced fruit platter 651
 - Spiced fruity couscous 521
 - Spiced noodle salad 140
 - Spiced pear & blueberry parcels 567
 - Spicy avocado dip 718

index

- Spicy coconut prawns 407
- Spicy fruit biscuits 700
- Spicy goatmeat stew 195
- Spicy Japanese noodles 505
- Spicy masala chicken 377
- Spicy noodle salad 97
- Spicy oatmeal soup 44
- Spicy okra 492
- spicy sausages
 - Prawn jambalaya 449
 - Sausage & sweet pepper casserole 189
- spinach
 - Courgette & spinach soup 17
 - Greek spinach & cheese pie 55
 - Prawn & spinach lasagne 444
 - Prawn & spinach stew 231
 - Spinach & artichoke casserole 248
 - Spinach & ricotta conchiglioni 525
 - Spinach & ricotta pie 514
 - Spinach & ricotta ravioli 522
 - Spinach tagliatelle with veal 134
- Spinach & artichoke casserole 248
- Spinach & ricotta ravioli 522
- Spinach tagliatelle with veal 134
- spiral pasta
 - Pesto chicken salad 135
- split peas
 - Bacon & split pea soup 11
- spinach
 - Cheese & spinach puffs 83
 - Chunky vegetable chilli 254
 - Eggs with spinach 123
 - Greek-style chickpea casserole 247
 - Rice verde one-pot 244
 - Spinach & bacon salad 116
 - Spinach & mushroom bhaji 485
 - Spinach & rice salad 137
 - Spinach & ricotta conchiglioni 525
 - Spinach & ricotta pie 514
 - Spinach, feta & pear salad 94
 - Spinach tart 162
 - Turkey spinach lasagne 388
 - Veal & spinach stew 193
- Spinach & bacon salad 116
- Spinach & mushroom bhaji 485
- Spinach & rice salad 137
- Spinach & ricotta conchiglioni 525
- Spinach & ricotta pie 514
- Spinach, feta & pear salad 94
- Spinach tart 162
- spring onions
 - Sweetcorn chowder 43
 - Tomato & spring onion salad 109
- Spring vegetable stir-fry 532
- squid
 - Calamari 65
 - Calamari stew 230
 - Fried squid curry 429
 - Paella 157
 - Salt & pepper squid 431
 - Seafood medley 437
 - Seafood pilaki 455
 - Seafood spaghetti 144
 - Seared squid 67
 - Squid casserole 235
 - Squid sambal 412
 - Squid with wine & rosemary 459
- Squid casserole 235
- Squid sambal 412
- Squid with wine & rosemary 459
- Steak, kidney & mushroom pie 270
- Steak & onion pie 179
- Stewed cabbage hotpot 242
- stewing beef
 - Beef & lentil soup 21
 - Beef goulash 258
 - Beef paprikash 185
 - Green chilli & meat stew 183
 - Thai beef curry 262
- Sticky marmalade pudding 578
- Sticky plum tart 664
- Sticky toffee pudding 576
- Stilton & pear bruschetta 66
- Stilton cheese
 - Celery & Stilton soup 14
 - Pork with Stilton 287
 - Stilton & pear bruschetta 66
- Stir-fried broccoli pasta 141
- Stir-fried lamb with orange 320
- stout
 - Beef & stout casserole 182
- strawberries
 - Creamy fruit baskets 607

- Creamy puddings 584
- Eton mess 654
- Melon & strawberries 52
- Mixed berry sorbet 624
- Pears with strawberry sauce 561
- Perfumed pineapple salad 603
- Persian melon cups 644
- Poppy seed custard with red fruit 556
- Red fruit salad 648
- Strawberries in grape jelly 645
- Strawberries in raspberry & passion fruit sauce 607
- Strawberries Romanoff 653
- Strawberry & apple crumble 575
- Strawberry & raspberry parfait 626
- Strawberry frozen yogurt 625
- Strawberry mousse 616
- Strawberry rose-petal pashka 602
- Strawberry shortcake 635
- Summer berries in Champagne jelly 656
- Tofu berry brûlée 615
- Strawberries in raspberry & passion fruit sauce 607
- Strawberries in grape jelly 645
- Strawberries Romanoff 653
- Strawberry & apple crumble 575
- Strawberry & raspberry parfait 626
- Strawberry baked apples 567
- Strawberry frozen yogurt 625
- Strawberry mousse 616
- Strawberry rose-petal pashka 602
- Strawberry shortcake 635
- Stuffed eggs 122
- Stuffed mushrooms 62
- Stuffed peppers 503
- Succotash 91
- Stuffed celery 88
- Stuffed crabs 443
- Stuffed peppers 503
- sugarsnap peas
 - Aromatic green casserole 240
 - Spring vegetable stir-fry 532
- sultanas
 - Bread & butter pudding 590
 - Christmas pudding 594
 - Dundee cake 671
- Pasta with Sicilian sauce 533
 - Plum cake 685
 - Rich fruit cake 677
 - Summer berries in Champagne jelly 656
 - Summer fruits with ricotta & vanilla dip 653
 - sun-dried tomatoes
 - Baked Brie with sun-dried tomatoes 126
 - Sweet & sour baby onions 88
 - Sweet & sour tofu 515
 - Sweet & sour venison 325
 - Sweet & spicy duck 397
 - sweet peppers
 - Bean & tofu enchiladas 542
 - Beansprout & pepper salad 117
 - Chargrilled kebabs 545
 - Chargrilled peppers & sweet potatoes 509
 - Cheesy stuffed peppers 55
 - Chunky vegetable chilli 254
 - Chilled noodles & peppers 547
 - Chinese egg flower soup 43
 - Duck, tomato & pepper stew 209
 - Fillet of beef with porcini & sweet peppers 263
 - Orange beef with green peppers 260
 - Parma ham & pepper pizzas 89
 - Pasticcio 512
 - Pepper & onion pizza 499
 - Red pepper soup 28
 - Rice salad 136
 - Roasted Mediterranean vegetables 537
 - Roasted vegetable pasta 152
 - Sausage & sweet pepper casserole 189
 - Stuffed peppers 503
 - Two-cheese dip 720
 - Vegetable fritters 59
 - Sweet potato casserole 244
 - Sweet potato salad 51
 - sweet potatoes
 - Chargrilled peppers & sweet potatoes 509
 - Sweet potato casserole 244
 - Sweet potato salad 51

index

Vietnamese chicken & sweet potato
curry 334
Sweet-stewed dried fruit 646
sweetcorn
Black bean & salsa salad 101
Chicken & sweetcorn stew 216
Courgette & corn casserole 249
Couscous vegetable loaf 511
Mushroom & corn soup 37
Rice salad 136
Sweetcorn chowder 43
Sweetcorn pancakes 87
Sweetcorn chowder 43
Sweetcorn pancakes 87
Swiss biscuits 699
Swiss chicken casserole 211
Szechuan beaten chicken 92

T

Tabbouleh & tofu 502
tagliatelle
Fig & chilli tagliatelle 151
Hazelnut pesto tagliatelle 150
Spinach tagliatelle with veal 134
Taglierini & seafood sauce 450
taglioni (tagliolini)
Tagliolini with herbs 152
Tagliolini with herbs 152
Tangy pork fillet 300
Tapenade 724
tapioca
Tapioca pudding 612
tapioca flour
Prawn crackers 69
Tapioca pudding 612
Taramasalata 719
Tarragon chicken casserole 224
Terrace crab pie 171
Thai beef curry 262
Thai beef salad 107
Thai chicken green curry 347
Thai fish green curry 473
Thai jasmine rice & prawn casserole 232
Thai noodle salad 106
Thai-style fish cakes 67
Thai-style rabbit 323
tiger prawns

- Butterfly prawns 70
- Mild prawn curry 411
- Monkfish & mussel skewers 461
- Special chow mein 153
- Thai jasmine rice & prawn
casserole 232
- Tiramisù 636
- tofu
- Baked peanut tofu 491
- Batter-dipped tofu 482
- Bean & tofu enchiladas 542
- Braised Chinese vegetables 487
- Cabbage & tofu 489
- Chinese vegetable casserole 251
- Japanese tofu hotpot 241
- Ratatouille penne bake 548
- Sweet & sour tofu 515
- Stewed cabbage hotpot 242
- Tabbouleh & tofu 502
- Tofu & broccoli stir-fry 486
- Tofu berry brûlée 615
- Tofu salad 101
- Tofu with mushrooms 496
- Tofu with mushrooms & peas 541
- Tofu & broccoli stir-fry 486
- Tofu berry brûlée 615
- Tofu salad 101
- Tofu with mushrooms 496
- Tofu with mushrooms & peas 541
- Tollhouse cookies 715
- Tomato & bean salad 100
- Tomato & carrot soup 37
- Tomato & cheese tarts 91
- Tomato & ham pie 177
- Tomato & spring onion salad 109
- Tomato rice 539
- Tomato sauce 729
- Tomato soup 29
- tomatoes *see also* cherry tomatoes *and*
sun-dried tomatoes
- Baked cod with tomatoes 463
- Baked mozzarella & tomatoes 83
- Basque tomatoes 116
- Bruschetta 54
- Chilli tomato dip 724
- Chunky vegetable chilli 254
- Creamed tomato sauce 729

- Duck, tomato & pepper stew 209
 - Fusilli with tomato & mozzarella 519
 - Greek salad 103
 - Greek-style tomato platter 84
 - Lamb & tomato koftas 316
 - Marinated tomato & rice salad 146
 - Pasta salad 135
 - Quail's egg & tomato salad 123
 - Stuffed mushrooms 62
 - Tomato & bean salad 100
 - Tomato & carrot soup 37
 - Tomato & cheese tarts 91
 - Tomato & ham pie 177
 - Tomato & spring onion salad 109
 - Tomato rice 539
 - Tomato sauce 729
 - Tomato soup 29
 - Tomatoes au gratin 510
 - Tomatoes on toast 50
 - Tuna & tomato noodles 150
 - Turkey & tomato hotpot 383
 - Tomatoes au gratin 510
 - Tomatoes on toast 50
 - Tortilla chicken casserole 217
 - Traditional oat flapjacks 704
 - Traditional fried chicken 348
 - treacle
 - Treacle tart 600
 - Treacle pudding 583
 - Treacle tart 600
 - trout
 - Trout stew 228
 - Trout with almonds 472
 - Trout stew 228
 - Trout with almonds 472
 - Truffles 706
 - tuna
 - Basque tuna stew 409
 - One-pot tuna pasta 228
 - Tuna almondine 475
 - Tuna & bean salad 104
 - Tuna & tomato noodles 150
 - Tuna fish casserole 234
 - Tuna mornay 174
 - Tuna with pak choi 427
 - Tuscan bean & tuna salad 95
 - Tuna almondine 475
 - Tuna & bean salad 104
 - Tuna & tomato noodles 150
 - Tuna fish casserole 234
 - Tuna mornay 174
 - Tuna with pak choi 427
 - Tunisian vegetables 526
 - turkey *see also* minced turkey
 - Chillies stuffed with turkey 386
 - Pumpkin turkey stew 222
 - Turkey & macaroni cheese 387
 - Turkey casserole 215
 - Turkey gumbo 382
 - Turkey one-pot 207
 - Turkey, pea & ham pot pie 214
 - Turkey spinach lasagne 388
 - Turkey & macaroni cheese 387
 - Turkey & tomato hotpot 383
 - Turkey casserole 215
 - Turkey gumbo 382
 - Turkey meatloaf 384
 - Turkey one-pot 207
 - Turkey, pea & ham pot pie 214
 - Turkey spinach lasagne 388
 - Turkish delight 705
 - Turkish delight ice cream 621
 - Turkish lamb stew 310
 - Turnip salad 115
 - turnips
 - Duck stew with turnips & onions 219
 - Turnip salad 115
 - Tuscan bean & tuna salad 95
 - Tuscan chicken 360
 - Tuscan pudding 629
 - Tuscan veal broth 193
 - Two-cheese dip 720
- U**
- Ulster Irish stew 187
- V**
- Vanilla & caramel parfait 625
 - Vanilla ice cream 622
 - vanilla ice cream
 - Baked Alaska 595
 - Chocolate ice-cream sandwiches 624
 - Orange freeze 618
 - Peach melba 645

index

- Strawberry & raspberry parfait 626
- Vanilla & caramel parfait 625
- vanilla yogurt
- veal
 - Mushroom & veal pie 176
 - Spinach tagliatelle with veal 134
 - Tuscan veal broth 193
 - Veal & spinach stew 193
 - Veal chops & mushrooms 279
 - Veal Marsala 278
- Veal & spinach stew 193
- Veal chops & mushrooms 279
- Veal Marsala 278
- Vegetable biryani 530
- Vegetable fritters 59
- Vegetable jalousie 520
- Vegetable minestrone 30
- Vegetable omelette 130
- Vegetable paella 531
- Vegetable raisin curry 495
- Vegetable soup 30
- Vegetable stock 730
- Vegetable-stuffed conchiglioni 546
- Vegetarian pizza 506
- Vegetarian spaghetti sauce 480
- Veggie burgers 528
- venison
 - Fried venison steaks 329
 - Pot roast of venison 204
 - Sweet & sour venison 325
 - Venison & wild rice casserole 197
 - Venison with plums 326
- vermicelli
 - Oriental noodle soup 39
 - Pasta with caviar 134
- Vichyssoise 31
- Viennese chocolate fingers 698
- Vietnamese chicken & sweet potato curry 334
- vine leaves
 - Dolmades 79
- W**
- Waldorf chicken salad 98
- walnuts
 - Baklava 688
 - Cauliflower & walnut soup 14
 - Coffee & walnut cake 674
 - Spiced date & walnut cake 683
- Warm chicken & feta salad 357
- Warm pasta & crab 103
- water chestnuts
 - Bacon-wrapped prawns 71
 - Chinese lettuce wraps 146
 - Chinese vegetable casserole 251
- watercress
 - Fresh salad with raspberry vinaigrette 113
 - Watercress soup 31
- Watercress soup 31
- watermelon
 - Melon medley 649
- white chocolate
 - Chocolate & apricot squares 703
 - Macadamia blondies 706
 - White pork with pak choi 286
- wild rice
 - Pheasant & wild rice casserole 199
 - Sage chicken & rice 379
 - Venison & wild rice casserole 197
- Winter chicken stew 217
- woodpigeon
 - Woodpigeon casserole 196
- Woodpigeon casserole 196
- Y**
- Yellow bean chicken 376
- Yellow split pea casserole 246
- yellow split peas
 - Yellow split pea casserole 246
- yellow squash
 - Vegetable soup 30
- yogurt *see also* Greek yogurt
 - Banana lassi 609
 - Beetroot & yogurt salad 49
 - Chicken casserole with yogurt 211
 - Chicken in spicy yogurt 367
 - Lemon curd ice cream 629
 - Orange syllabub trifle 614
 - Yogurt flapjacks 714
 - Yogurt ring with tropical fruit 611
- Yogurt flapjacks 714
- Yogurt ring with tropical fruit 611
- Z**
- Zabaglione 588

1000 Recipe COOKBOOK

- Soups and salads • Starters and canapés
- Fish, meat and poultry • Vegetarian and vegetable dishes
- Pasta and rice • Desserts and sweet treats
- Cakes, biscuits and pastries • Sauces and condiments

With 1000 scrumptious and easy-to-follow recipes within its pages, this book provides the perfect answer to all those vexed questions about what to cook. No more agonizing over what to put on the table; you will easily be able to find something to tempt the palate and satisfy the appetite of even the fussiest eaters – whatever the occasion. From time-honoured classics to the more unusual, there is plenty of choice here. The selection will appeal to both novice and experienced cooks alike, whether you are looking for ideas for a light, tasty lunch, a quick, hearty supper, a feast fit for family and friends, or something more elaborate for a dinner party.

ISBN 978-1-84193-998-8



9 781841 939988 > £8.99



Vonage is proud to have sponsored this ebook for you. If you would like to know more about us, please call us at...

888.728.5004